



**HEALTH QUARTERLY STATEMENT**  
 AS OF SEPTEMBER 30, 2014  
 OF THE CONDITION AND AFFAIRS OF THE  
**Unison Health Plan of the Capital Area, Inc.**

NAIC Group Code 0707 0707 NAIC Company Code 13032 Employer's ID Number 26-0651931  
 (Current) (Prior)

Organized under the Laws of District of Columbia State of Domicile or Port of Entry District of Columbia

Country of Domicile United States of America

Licensed as business type: Health Maintenance Organization

Is HMO Federally Qualified? Yes [ ] No [ X ]

Incorporated/Organized 05/03/2007 Commenced Business 03/01/2008

Statutory Home Office 701 Pennsylvania Ave NW, Suite 200 Washington, DC, US 20004  
 (Street and Number) (City or Town, State, Country and Zip Code)

Main Administrative Office 100 Penn Square East Philadelphia, PA, US, 19107  
 (Street and Number) (City or Town, State, Country and Zip Code)

215-231-3098  
 (Area Code) (Telephone Number)

Mail Address 100 Penn Square East Philadelphia, PA, US, 19107  
 (Street and Number or P.O. Box) (City or Town, State, Country and Zip Code)

Primary Location of Books and Records 9900 Bren Road East Minnetonka, MN, US 55343  
 (Street and Number) (City or Town, State, Country and Zip Code)

952-936-6815  
 (Area Code) (Telephone Number)

Internet Website Address www.unisonhealthplan.com

Statutory Statement Contact Daynita M Smith 952-979-6165  
 (Name) (Area Code) (Telephone Number)

daynita\_smith@uhc.com 952-979-7825  
 (E-mail Address) (FAX Number)

**OFFICERS**

President, Chief Executive Officer Allison McConomy Davenport # Treasurer Robert Worth Oberrender  
 Secretary Christina Regina Palme-Krizak Chief Financial Officer James Edwin Love

**OTHER**

Michelle Marie Huntley Assistant Secretary

**DIRECTORS OR TRUSTEES**

Allison McConomy Davenport # Phillip Robert Franz # Robert Jacob David Menkes

State of PA County of Philadelphia State of MN County of Minneapolis State of \_\_\_\_\_ County of \_\_\_\_\_


The officers of this reporting entity being duly sworn, each depose and say that they are the described officers of said reporting entity, and that on the reporting period stated above, all of the herein described assets were the absolute property of the said reporting entity, free and clear from any liens or claims thereon, except as herein stated, and that this statement, together with related exhibits, schedules and explanations therein contained, annexed or referred to, is a full and true statement of all the assets and liabilities and of the condition and affairs of the said reporting entity as of the reporting period stated above, and of its income and deductions therefrom for the period ended, and have been completed in accordance with the NAIC Annual Statement Instructions and Accounting Practices and Procedures manual except to the extent that (1) state law may differ, or, (2) that state rules or regulations require differences in reporting not related to accounting practices and procedures, according to the best of their information, knowledge and belief, respectively. Furthermore, the scope of this attestation by the described officers also includes the related corresponding electronic filing with the NAIC, when required, that is an exact copy (except for formatting differences due to electronic filing) of the enclosed statement. The electronic filing may be requested by various regulators in lieu of or in addition to the enclosed statement.

Allison McConomy Davenport Christina Regina Palme-Krizak  
 President, Chief Executive Officer Secretary

Subscribed and sworn to before me this 20th day of October, 2014  
Cherisse E. Wilson Subscribed and sworn to before me this 20th day of October, 2014  
Patricia Aurora Lacayo Subscribed and sworn to before me this \_\_\_\_\_ day of \_\_\_\_\_



- a. Is this an original filing? Yes [ X ] No [ ]
- b. If no,
1. State the amendment number \_\_\_\_\_
  2. Date filed \_\_\_\_\_
  3. Number of pages attached \_\_\_\_\_



JURAT

JURAT

STATEMENT AS OF SEPTEMBER 30, 2014 OF THE Unison Health Plan of the Capital Area, Inc.

**ASSETS**

|  | Current Statement Date |                         |   | 4<br>December 31<br>Prior Year Net<br>Admitted Assets |
|--|------------------------|-------------------------|---|---|
|  | 1<br>Assets            | 2<br>Nonadmitted Assets | 3<br>Net Admitted Assets<br>(Cols. 1 - 2) |   |
| 1. Bonds .....   | 336,747                | 0                       | 336,747                                   | 10,528,031  |
| 2. Stocks:   |                        |                         |   |   |
| 2.1 Preferred stocks .....   | 0                      | 0                       | 0   | 0   |
| 2.2 Common stocks .....  | 0                      | 0                       | 0   | 0   |
| 3. Mortgage loans on real estate:  |                        |                         |   |   |
| 3.1 First liens .....  | 0                      | 0                       | 0   | 0   |
| 3.2 Other than first liens.....  | 0                      | 0                       | 0   | 0   |
| 4. Real estate:  |                        |                         |   |   |
| 4.1 Properties occupied by the company (less \$ .....0<br>encumbrances) .....  | 0                      | 0                       | 0   | 0   |
| 4.2 Properties held for the production of income (less<br>\$ .....0 encumbrances) .....  | 0                      | 0                       | 0   | 0   |
| 4.3 Properties held for sale (less \$ .....0<br>encumbrances) .....  | 0                      | 0                       | 0   | 0   |
| 5. Cash (\$ .....2,756,928 ), cash equivalents<br>(\$ .....0 ) and short-term<br>investments (\$ .....2,943,715 ) .....                                      | 5,700,642              | 0                       | 5,700,642                                 | 8,799,068   |
| 6. Contract loans (including \$ .....0 premium notes) .....  | 0                      | 0                       | 0   | 0   |
| 7. Derivatives .....   | 0                      | 0                       | 0   | 0   |
| 8. Other invested assets .....   | 0                      | 0                       | 0   | 0   |
| 9. Receivables for securities .....  | 97                     | 0                       | 97  | 0   |
| 10. Securities lending reinvested collateral assets .....  | 0                      | 0                       | 0   | 0   |
| 11. Aggregate write-ins for invested assets .....  | 0                      | 0                       | 0   | 0   |
| 12. Subtotals, cash and invested assets (Lines 1 to 11) .....  | 6,037,486              | 0                       | 6,037,486                                 | 19,327,099  |
| 13. Title plants less \$ .....0 charged off (for Title insurers<br>only) .....   | 0                      | 0                       | 0   | 0   |
| 14. Investment income due and accrued .....  | 4,537                  | 0                       | 4,537                                     | 57,068  |
| 15. Premiums and considerations:   |                        |                         |   |   |
| 15.1 Uncollected premiums and agents' balances in the course of collection .....   | 0                      | 0                       | 0   | 0   |
| 15.2 Deferred premiums, agents' balances and installments booked but<br>deferred and not yet due (including \$ .....0<br>earned but unbilled premiums) ..... | 0                      | 0                       | 0   | 0   |
| 15.3 Accrued retrospective premiums .....  | 0                      | 0                       | 0   | 0   |
| 16. Reinsurance:   |                        |                         |   |   |
| 16.1 Amounts recoverable from reinsurers .....   | 0                      | 0                       | 0   | 739   |
| 16.2 Funds held by or deposited with reinsured companies .....   | 0                      | 0                       | 0   | 0   |
| 16.3 Other amounts receivable under reinsurance contracts .....  | 0                      | 0                       | 0   | 0   |
| 17. Amounts receivable relating to uninsured plans .....   | 0                      | 0                       | 0   | 0   |
| 18.1 Current federal and foreign income tax recoverable and interest thereon .....   | 0                      | 0                       | 0   | 1,976,696   |
| 18.2 Net deferred tax asset .....  | 237,795                | 0                       | 237,795                                   | 217,369   |
| 19. Guaranty funds receivable or on deposit .....  | 0                      | 0                       | 0   | 0   |
| 20. Electronic data processing equipment and software .....  | 0                      | 0                       | 0   | 0   |
| 21. Furniture and equipment, including health care delivery assets<br>(\$ .....0 ) .....   | 0                      | 0                       | 0   | 0   |
| 22. Net adjustment in assets and liabilities due to foreign exchange rates .....   | 0                      | 0                       | 0   | 0   |
| 23. Receivables from parent, subsidiaries and affiliates .....   | 224                    | 0                       | 224                                       | 0   |
| 24. Health care (\$ .....2,461 ) and other amounts receivable .....  | 633,783                | 631,322                 | 2,461                                     | 16,821  |
| 25. Aggregate write-ins for other than invested assets .....   | 1,197,612              | 0                       | 1,197,612                                 | 0   |
| 26. Total assets excluding Separate Accounts, Segregated Accounts and<br>Protected Cell Accounts (Lines 12 to 25) .....                                      | 8,111,437              | 631,322                 | 7,480,115                                 | 21,595,792  |
| 27. From Separate Accounts, Segregated Accounts and Protected Cell<br>Accounts .....   | 0                      | 0                       | 0   | 0   |
| 28. Total (Lines 26 and 27)  | 8,111,437              | 631,322                 | 7,480,115                                 | 21,595,792  |
| <b>DETAILS OF WRITE-INS</b>  |                        |                         |   |   |
| 1101. ....   |                        |                         |   |   |
| 1102. ....   |                        |                         |   |   |
| 1103. ....   |                        |                         |   |   |
| 1198. Summary of remaining write-ins for Line 11 from overflow page .....  | 0                      | 0                       | 0   | 0   |
| 1199. Totals (Lines 1101 through 1103 plus 1198)(Line 11 above) .....  | 0                      | 0                       | 0   | 0   |
| 2501. Premium Taxes Recoverable .....  | 1,197,612              | 0                       | 1,197,612                                 | 0   |
| 2502. ....   |                        |                         |   |   |
| 2503. ....   |                        |                         |   |   |
| 2598. Summary of remaining write-ins for Line 25 from overflow page .....  | 0                      | 0                       | 0   | 0   |
| 2599. Totals (Lines 2501 through 2503 plus 2598)(Line 25 above) .....  | 1,197,612              | 0                       | 1,197,612                                 | 0   |

**LIABILITIES, CAPITAL AND SURPLUS**

|  | Current Period |                |              | Prior Year   |
|--|----------------|----------------|--------------|--------------|
|  | 1<br>Covered   | 2<br>Uncovered | 3<br>Total   | 4<br>Total   |
| 1. Claims unpaid (less \$ .....2,033 reinsurance ceded) .....  | 570,716        | 0              | 570,716      | 4,561,771    |
| 2. Accrued medical incentive pool and bonus amounts .....  | 0              | 0              | 0            | 0            |
| 3. Unpaid claims adjustment expenses .....   | 991            | 0              | 991          | 11,579       |
| 4. Aggregate health policy reserves, including the liability of<br>\$ .....0 for medical loss ratio rebate per the Public<br>Health Service Act .....              | 0              | 0              | 0            | 0            |
| 5. Aggregate life policy reserves .....  | 0              | 0              | 0            | 0            |
| 6. Property/casualty unearned premium reserve .....  | 0              | 0              | 0            | 0            |
| 7. Aggregate health claim reserves .....   | 0              | 0              | 0            | 0            |
| 8. Premiums received in advance .....  | 0              | 0              | 0            | 0            |
| 9. General expenses due or accrued .....   | 45,001         | 0              | 45,001       | 415,298      |
| 10.1 Current federal and foreign income tax payable and interest thereon<br>(including \$ .....0 on realized gains (losses)) .....                                 | 331,546        | 0              | 331,546      | 0            |
| 10.2 Net deferred tax liability .....  | 0              | 0              | 0            | 0            |
| 11. Ceded reinsurance premiums payable .....   | 0              | 0              | 0            | 0            |
| 12. Amounts withheld or retained for the account of others .....   | 0              | 0              | 0            | 0            |
| 13. Remittances and items not allocated .....  | 0              | 0              | 0            | 0            |
| 14. Borrowed money (including \$ .....0 current) and<br>interest thereon \$ .....0 (including<br>\$ .....0 current) .....  | 0              | 0              | 0            | 0            |
| 15. Amounts due to parent, subsidiaries and affiliates .....   | 0              | 0              | 0            | 345,736      |
| 16. Derivatives .....  | 0              | 0              | 0            | 0            |
| 17. Payable for securities .....   | 0              | 0              | 0            | 0            |
| 18. Payable for securities lending .....   | 0              | 0              | 0            | 0            |
| 19. Funds held under reinsurance treaties (with \$ .....0<br>authorized reinsurers, \$ .....0 unauthorized<br>reinsurers and \$ .....0 certified reinsurers) ..... | 0              | 0              | 0            | 0            |
| 20. Reinsurance in unauthorized and certified (\$ .....0 )<br>companies .....  | 0              | 0              | 0            | 0            |
| 21. Net adjustments in assets and liabilities due to foreign exchange rates .....  | 0              | 0              | 0            | 0            |
| 22. Liability for amounts held under uninsured plans .....   | 0              | 0              | 0            | 47,081       |
| 23. Aggregate write-ins for other liabilities (including \$ .....9,783<br>current) .....   | 9,783          | 0              | 9,783        | 71,326       |
| 24. Total liabilities (Lines 1 to 23) .....  | 958,036        | 0              | 958,036      | 5,452,791    |
| 25. Aggregate write-ins for special surplus funds .....  | XXX            | XXX            | 0            | 0            |
| 26. Common capital stock .....   | XXX            | XXX            | 1,000        | 1,000        |
| 27. Preferred capital stock .....  | XXX            | XXX            | 0            | 0            |
| 28. Gross paid in and contributed surplus .....  | XXX            | XXX            | 24,499,000   | 34,499,000   |
| 29. Surplus notes .....  | XXX            | XXX            | 0            | 0            |
| 30. Aggregate write-ins for other than special surplus funds .....   | XXX            | XXX            | 0            | 0            |
| 31. Unassigned funds (surplus) .....   | XXX            | XXX            | (17,977,920) | (18,356,999) |
| 32. Less treasury stock, at cost:  |                |                |              |              |
| 32.1 .....0 shares common (value included in Line 26<br>\$ .....0 ) .....  | XXX            | XXX            | 0            | 0            |
| 32.2 .....0 shares preferred (value included in Line 27<br>\$ .....0 ) .....   | XXX            | XXX            | 0            | 0            |
| 33. Total capital and surplus (Lines 25 to 31 minus Line 32) .....   | XXX            | XXX            | 6,522,080    | 16,143,001   |
| 34. Total liabilities, capital and surplus (Lines 24 and 33) .....   | XXX            | XXX            | 7,480,116    | 21,595,792   |
| <b>DETAILS OF WRITE-INS</b>  |                |                |              |              |
| 2301. Unclaimed Property .....   | 9,783          | 0              | 9,783        | 71,326       |
| 2302. ....   |                |                |              |              |
| 2303. ....   |                |                |              |              |
| 2398. Summary of remaining write-ins for Line 23 from overflow page .....  | 0              | 0              | 0            | 0            |
| 2399. Totals (Lines 2301 through 2303 plus 2398)(Line 23 above) .....  | 9,783          | 0              | 9,783        | 71,326       |
| 2501. ....   | XXX            | XXX            |              |              |
| 2502. ....   | XXX            | XXX            |              |              |
| 2503. ....   | XXX            | XXX            |              |              |
| 2598. Summary of remaining write-ins for Line 25 from overflow page .....  | XXX            | XXX            | 0            | 0            |
| 2599. Totals (Lines 2501 through 2503 plus 2598)(Line 25 above) .....  | XXX            | XXX            | 0            | 0            |
| 3001. ....   | XXX            | XXX            |              |              |
| 3002. ....   | XXX            | XXX            |              |              |
| 3003. ....   | XXX            | XXX            |              |              |
| 3098. Summary of remaining write-ins for Line 30 from overflow page .....  | XXX            | XXX            | 0            | 0            |
| 3099. Totals (Lines 3001 through 3003 plus 3098)(Line 30 above) .....  | XXX            | XXX            | 0            | 0            |

**STATEMENT OF REVENUE AND EXPENSES**

|   | Current Year<br>To Date |            | Prior Year<br>To Date | Prior Year Ended<br>December 31 |
|---|-------------------------|------------|-----------------------|---------------------------------|
|   | 1<br>Uncovered          | 2<br>Total | 3<br>Total            | 4<br>Total                      |
| 1. Member Months  | XXX                     | 0          | 350,075               | 350,049                         |
| 2. Net premium income ( including \$ .....0 non-health premium income)  | XXX                     | 0          | 117,717,524           | 117,527,147                     |
| 3. Change in unearned premium reserves and reserve for rate credits   | XXX                     | 0          | 0                     | 0                               |
| 4. Fee-for-service (net of \$ .....0 medical expenses)  | XXX                     | 0          | 0                     | 0                               |
| 5. Risk revenue   | XXX                     | 0          | 0                     | 0                               |
| 6. Aggregate write-ins for other health care related revenues   | XXX                     | 0          | 0                     | 0                               |
| 7. Aggregate write-ins for other non-health revenues  | XXX                     | 0          | 0                     | 0                               |
| 8. Total revenues (Lines 2 to 7)  | XXX                     | 0          | 117,717,524           | 117,527,147                     |
| <b>Hospital and Medical:</b>  |                         |            |                       |                                 |
| 9. Hospital/medical benefits  | 0                       | (706,412)  | 53,350,833            | 52,361,086                      |
| 10. Other professional services   | 0                       | (41,443)   | 18,056,710            | 17,992,684                      |
| 11. Outside referrals   | 0                       | 0          | 0                     | 0                               |
| 12. Emergency room and out-of-area  | 0                       | (93,091)   | 8,346,248             | 8,250,514                       |
| 13. Prescription drugs  | 0                       | 3,036      | 8,805,368             | 8,756,074                       |
| 14. Aggregate write-ins for other hospital and medical  | 0                       | 0          | 0                     | 0                               |
| 15. Incentive pool, withhold adjustments and bonus amounts  | 0                       | 0          | (60,650)              | (60,625)                        |
| 16. Subtotal (Lines 9 to 15)  | 0                       | (837,910)  | 88,498,509            | 87,299,733                      |
| <b>Less:</b>  |                         |            |                       |                                 |
| 17. Net reinsurance recoveries  | 0                       | (9,776)    | 1,137,867             | 1,122,059                       |
| 18. Total hospital and medical (Lines 16 minus 17)  | 0                       | (828,135)  | 87,360,642            | 86,177,674                      |
| 19. Non-health claims (net)   | 0                       | 0          | 0                     | 0                               |
| 20. Claims adjustment expenses, including \$ .....76,330 cost containment expenses  | 0                       | 129,477    | 4,887,064             | 7,815,810                       |
| 21. General administrative expenses   | 0                       | 108,516    | 9,788,790             | 6,550,503                       |
| 22. Increase in reserves for life and accident and health contracts (including \$ .....0 increase in reserves for life only)        | 0                       | 0          | 0                     | 0                               |
| 23. Total underwriting deductions (Lines 18 through 22)   | 0                       | (590,142)  | 102,036,496           | 100,543,987                     |
| 24. Net underwriting gain or (loss) (Lines 8 minus 23)  | XXX                     | 590,142    | 15,681,028            | 16,983,160                      |
| 25. Net investment income earned  | 0                       | 47,312     | 205,796               | 254,687                         |
| 26. Net realized capital gains (losses) less capital gains tax of \$ .....1,697   | 0                       | 2,408      | (21,456)              | (33,707)                        |
| 27. Net investment gains (losses) (Lines 25 plus 26)  | 0                       | 49,720     | 184,340               | 220,980                         |
| 28. Net gain or (loss) from agents' or premium balances charged off [(amount recovered \$ .....0 ) (amount charged off \$ .....0 )] | 0                       | 0          | 0                     | 0                               |
| 29. Aggregate write-ins for other income or expenses  | 0                       | 0          | 0                     | 0                               |
| 30. Net income or (loss) after capital gains tax and before all other federal income taxes (Lines 24 plus 27 plus 28 plus 29)       | XXX                     | 639,861    | 15,865,368            | 17,204,140                      |
| 31. Federal and foreign income taxes incurred   | XXX                     | 222,848    | 5,479,241             | 5,849,046                       |
| 32. Net income (loss) (Lines 30 minus 31)   | XXX                     | 417,013    | 10,386,127            | 11,355,094                      |
| <b>DETAILS OF WRITE-INS</b>   |                         |            |                       |                                 |
| 0601.   | XXX                     |            |                       |                                 |
| 0602.   | XXX                     |            |                       |                                 |
| 0603.   | XXX                     |            |                       |                                 |
| 0698. Summary of remaining write-ins for Line 6 from overflow page  | XXX                     | 0          | 0                     | 0                               |
| 0699. Totals (Lines 0601 through 0603 plus 0698)(Line 6 above)  | XXX                     | 0          | 0                     | 0                               |
| 0701.   | XXX                     |            |                       |                                 |
| 0702.   | XXX                     |            |                       |                                 |
| 0703.   | XXX                     |            |                       |                                 |
| 0798. Summary of remaining write-ins for Line 7 from overflow page  | XXX                     | 0          | 0                     | 0                               |
| 0799. Totals (Lines 0701 through 0703 plus 0798)(Line 7 above)  | XXX                     | 0          | 0                     | 0                               |
| 1401.   |                         |            |                       |                                 |
| 1402.   |                         |            |                       |                                 |
| 1403.   |                         |            |                       |                                 |
| 1498. Summary of remaining write-ins for Line 14 from overflow page   | 0                       | 0          | 0                     | 0                               |
| 1499. Totals (Lines 1401 through 1403 plus 1498)(Line 14 above)   | 0                       | 0          | 0                     | 0                               |
| 2901.   |                         |            |                       |                                 |
| 2902.   |                         |            |                       |                                 |
| 2903.   |                         |            |                       |                                 |
| 2998. Summary of remaining write-ins for Line 29 from overflow page   | 0                       | 0          | 0                     | 0                               |
| 2999. Totals (Lines 2901 through 2903 plus 2998)(Line 29 above)   | 0                       | 0          | 0                     | 0                               |

**STATEMENT OF REVENUE AND EXPENSES (Continued)**

|  | 1<br>Current Year<br>to Date | 2<br>Prior Year<br>to Date | 3<br>Prior Year Ended<br>December 31 |
|--|------------------------------|----------------------------|--------------------------------------|
| <b>CAPITAL AND SURPLUS ACCOUNT</b>   |                              |                            |                                      |
| 33. Capital and surplus prior reporting year.....  | 16,143,001                   | 29,554,443                 | 29,554,443                           |
| 34. Net income or (loss) from Line 32 .....  | 417,013                      | 10,386,127                 | 11,355,094                           |
| 35. Change in valuation basis of aggregate policy and claim reserves .....               | 0                            | 0                          | 0                                    |
| 36. Change in net unrealized capital gains (losses) less capital gains tax of \$ ..... 0 | 0                            | 0                          | 0                                    |
| 37. Change in net unrealized foreign exchange capital gain or (loss) .....               | 0                            | 0                          | 0                                    |
| 38. Change in net deferred income tax .....  | 20,426                       | 0                          | 217,459                              |
| 39. Change in nonadmitted assets .....   | (58,360)                     | 19,108                     | 16,005                               |
| 40. Change in unauthorized and certified reinsurance .....                               | 0                            | 0                          | 0                                    |
| 41. Change in treasury stock .....   | 0                            | 0                          | 0                                    |
| 42. Change in surplus notes .....  | 0                            | 0                          | 0                                    |
| 43. Cumulative effect of changes in accounting principles.....                           | 0                            | 0                          | 0                                    |
| 44. Capital Changes:   |                              |                            |                                      |
| 44.1 Paid in .....   | 0                            | 0                          | 0                                    |
| 44.2 Transferred from surplus (Stock Dividend).....                                      | 0                            | 0                          | 0                                    |
| 44.3 Transferred to surplus.....   | 0                            | 0                          | 0                                    |
| 45. Surplus adjustments:   |                              |                            |                                      |
| 45.1 Paid in .....   | (10,000,000)                 | 0                          | (25,000,000)                         |
| 45.2 Transferred to capital (Stock Dividend) .....                                       | 0                            | 0                          | 0                                    |
| 45.3 Transferred from capital .....  | 0                            | 0                          | 0                                    |
| 46. Dividends to stockholders .....  | 0                            | 0                          | 0                                    |
| 47. Aggregate write-ins for gains or (losses) in surplus .....                           | 0                            | 0                          | 0                                    |
| 48. Net change in capital & surplus (Lines 34 to 47) .....                               | (9,620,921)                  | 10,405,235                 | (13,411,442)                         |
| 49. Capital and surplus end of reporting period (Line 33 plus 48)                        | 6,522,080                    | 39,959,678                 | 16,143,001                           |
| <b>DETAILS OF WRITE-INS</b>  |                              |                            |                                      |
| 4701. ....   |                              |                            |                                      |
| 4702. ....   |                              |                            |                                      |
| 4703. ....   |                              |                            |                                      |
| 4798. Summary of remaining write-ins for Line 47 from overflow page .....                | 0                            | 0                          | 0                                    |
| 4799. Totals (Lines 4701 through 4703 plus 4798)(Line 47 above)                          | 0                            | 0                          | 0                                    |

**CASH FLOW**

|   | 1<br>Current Year<br>To Date | 2<br>Prior Year<br>To Date | 3<br>Prior Year Ended<br>December 31 |
|---|------------------------------|----------------------------|--------------------------------------|
| <b>Cash from Operations</b>   |                              |                            |                                      |
| 1. Premiums collected net of reinsurance .....  | 0                            | 119,963,870                | 119,795,158                          |
| 2. Net investment income .....  | 136,186                      | 772,350                    | 962,324                              |
| 3. Miscellaneous income .....   | 0                            | 0                          | 0                                    |
| 4. Total (Lines 1 to 3) .....   | 136,186                      | 120,736,220                | 120,757,482                          |
| 5. Benefit and loss related payments .....  | 3,206,182                    | 110,070,277                | 111,507,198                          |
| 6. Net transfers to Separate Accounts, Segregated Accounts and Protected Cell Accounts .....                                | 0                            | 0                          | 0                                    |
| 7. Commissions, expenses paid and aggregate write-ins for deductions .....  | 1,860,348                    | 17,145,347                 | 16,829,413                           |
| 8. Dividends paid to policyholders .....  | 0                            | 0                          | 0                                    |
| 9. Federal and foreign income taxes paid (recovered) net of \$ .....0 tax on capital<br>gains (losses) .....                | (2,083,697)                  | 2,442,058                  | 8,405,058                            |
| 10. Total (Lines 5 through 9) .....   | 2,982,833                    | 129,657,682                | 136,741,669                          |
| 11. Net cash from operations (Line 4 minus Line 10) .....   | (2,846,648)                  | (8,921,462)                | (15,984,187)                         |
| <b>Cash from Investments</b>  |                              |                            |                                      |
| 12. Proceeds from investments sold, matured or repaid:  |                              |                            |                                      |
| 12.1 Bonds .....  | 10,155,823                   | 17,836,396                 | 26,986,248                           |
| 12.2 Stocks .....   | 0                            | 0                          | 0                                    |
| 12.3 Mortgage loans .....   | 0                            | 0                          | 0                                    |
| 12.4 Real estate .....  | 0                            | 0                          | 0                                    |
| 12.5 Other invested assets .....  | 0                            | 0                          | 0                                    |
| 12.6 Net gains or (losses) on cash, cash equivalents and short-term investments .....                                       | 0                            | (633)                      | (633)                                |
| 12.7 Miscellaneous proceeds .....   | 0                            | 0                          | 0                                    |
| 12.8 Total investment proceeds (Lines 12.1 to 12.7) .....   | 10,155,823                   | 17,835,763                 | 26,985,615                           |
| 13. Cost of investments acquired (long-term only):  |                              |                            |                                      |
| 13.1 Bonds .....  | 0                            | 5,500,611                  | 5,500,611                            |
| 13.2 Stocks .....   | 0                            | 0                          | 0                                    |
| 13.3 Mortgage loans .....   | 0                            | 0                          | 0                                    |
| 13.4 Real estate .....  | 0                            | 0                          | 0                                    |
| 13.5 Other invested assets .....  | 0                            | 0                          | 0                                    |
| 13.6 Miscellaneous applications .....   | 97                           | 0                          | 0                                    |
| 13.7 Total investments acquired (Lines 13.1 to 13.6) .....  | 97                           | 5,500,611                  | 5,500,611                            |
| 14. Net increase (or decrease) in contract loans and premium notes .....  | 0                            | 0                          | 0                                    |
| 15. Net cash from investments (Line 12.8 minus Line 13.7 and Line 14) .....   | 10,155,726                   | 12,335,152                 | 21,485,004                           |
| <b>Cash from Financing and Miscellaneous Sources</b>  |                              |                            |                                      |
| 16. Cash provided (applied):  |                              |                            |                                      |
| 16.1 Surplus notes, capital notes .....   | 0                            | 0                          | 0                                    |
| 16.2 Capital and paid in surplus, less treasury stock .....   | (10,000,000)                 | 0                          | (25,000,000)                         |
| 16.3 Borrowed funds .....   | 0                            | 0                          | 0                                    |
| 16.4 Net deposits on deposit-type contracts and other insurance liabilities .....   | 0                            | 0                          | 0                                    |
| 16.5 Dividends to stockholders .....  | 0                            | 0                          | 0                                    |
| 16.6 Other cash provided (applied) .....  | (407,503)                    | 79,085                     | (753,384)                            |
| 17. Net cash from financing and miscellaneous sources (Line 16.1 through Line 16.4 minus Line 16.5<br>plus Line 16.6) ..... | (10,407,503)                 | 79,085                     | (25,753,384)                         |
| <b>RECONCILIATION OF CASH, CASH EQUIVALENTS AND SHORT-TERM INVESTMENTS</b>  |                              |                            |                                      |
| 18. Net change in cash, cash equivalents and short-term investments (Line 11, plus Lines 15 and 17) .....                   | (3,098,425)                  | 3,492,775                  | (20,252,567)                         |
| 19. Cash, cash equivalents and short-term investments:  |                              |                            |                                      |
| 19.1 Beginning of year .....  | 8,799,068                    | 29,051,635                 | 29,051,635                           |
| 19.2 End of period (Line 18 plus Line 19.1) .....   | 5,700,643                    | 32,544,410                 | 8,799,068                            |

Note: Supplemental disclosures of cash flow information for non-cash transactions:

|  |  |  |  |
|--|--|--|--|
|  |  |  |  |
|--|--|--|--|

STATEMENT AS OF SEPTEMBER 30, 2014 OF THE Unison Health Plan of the Capital Area, Inc.

**EXHIBIT OF PREMIUMS, ENROLLMENT AND UTILIZATION**

|  | 1<br>Total | Comprehensive<br>(Hospital & Medical) |            | 4<br>Medicare<br>Supplement | 5<br>Vision<br>Only | 6<br>Dental<br>Only | 7<br>Federal<br>Employees<br>Health Benefit<br>Plan | 8<br>Title XVIII<br>Medicare | 9<br>Title XIX<br>Medicaid | 10<br>Other |
|--|------------|---------------------------------------|------------|-----------------------------|---------------------|---------------------|---|------------------------------|----------------------------|-------------|
|  |            | 2<br>Individual                       | 3<br>Group |                             |                     |                     |   |                              |                            |             |
| <b>Total Members at end of:</b>                            |            |                                       |            |                             |                     |                     |   |                              |                            |             |
| 1. Prior Year .....  | .0         | .0                                    | .0         | .0                          | .0                  | .0                  | .0  | .0                           | .0                         | .0          |
| 2. First Quarter .....                                     | .0         | .0                                    | .0         | .0                          | .0                  | .0                  | .0  | .0                           | .0                         | .0          |
| 3. Second Quarter .....                                    | .0         | .0                                    | .0         | .0                          | .0                  | .0                  | .0  | .0                           | .0                         | .0          |
| 4. Third Quarter .....                                     | .0         | .0                                    | .0         | .0                          | .0                  | .0                  | .0  | .0                           | .0                         | .0          |
| 5. Current Year  | 0          | 0                                     | 0          | 0                           | 0                   | 0                   | 0   | 0                            | 0                          | 0           |
| 6. Current Year Member Months                              | 0          | 0                                     | 0          | 0                           | 0                   | 0                   | 0   | 0                            | 0                          | 0           |
| <b>Total Member Ambulatory Encounters for Period:</b>      |            |                                       |            |                             |                     |                     |   |                              |                            |             |
| 7. Physician .....   | .0         | .0                                    | .0         | .0                          | .0                  | .0                  | .0  | .0                           | .0                         | .0          |
| 8. Non-Physician .....                                     | .0         | .0                                    | .0         | .0                          | .0                  | .0                  | .0  | .0                           | .0                         | .0          |
| 9. Total   | 0          | 0                                     | 0          | 0                           | 0                   | 0                   | 0   | 0                            | 0                          | 0           |
| 10. Hospital Patient Days Incurred                         | 0          | 0                                     | 0          | 0                           | 0                   | 0                   | 0   | 0                            | 0                          | 0           |
| 11. Number of Inpatient Admissions                         | 0          | 0                                     | 0          | 0                           | 0                   | 0                   | 0   | 0                            | 0                          | 0           |
| 12. Health Premiums Written (a) .....                      | .0         | .0                                    | .0         | .0                          | .0                  | .0                  | .0  | .0                           | .0                         | .0          |
| 13. Life Premiums Direct .....                             | .0         | .0                                    | .0         | .0                          | .0                  | .0                  | .0  | .0                           | .0                         | .0          |
| 14. Property/Casualty Premiums Written .....               | .0         | .0                                    | .0         | .0                          | .0                  | .0                  | .0  | .0                           | .0                         | .0          |
| 15. Health Premiums Earned .....                           | .0         | .0                                    | .0         | .0                          | .0                  | .0                  | .0  | .0                           | .0                         | .0          |
| 16. Property/Casualty Premiums Earned .....                | .0         | .0                                    | .0         | .0                          | .0                  | .0                  | .0  | .0                           | .0                         | .0          |
| 17. Amount Paid for Provision of Health Care Services..... | 3,207,208  | (44,818)                              | .0         | .0                          | .0                  | .0                  | .0  | .0                           | 3,252,026                  | .0          |
| 18. Amount Incurred for Provision of Health Care Services  | (837,910)  | (28,481)                              | 0          | 0                           | 0                   | 0                   | 0   | 0                            | (809,429)                  | 0           |

(a) For health premiums written: amount of Medicare Title XVIII exempt from state taxes or fees \$ .....0





## UNDERWRITING AND INVESTMENT EXHIBIT

### ANALYSIS OF CLAIMS UNPAID - PRIOR YEAR - NET OF REINSURANCE

| Line of Business                                    | Claims Paid<br>Year to Date   |   | Liability<br>End of Current Quarter                  |   | 5<br>Claims Incurred in<br>Prior Years<br>(Columns 1 + 3) | 6<br>Estimated Claim<br>Reserve and<br>Claim Liability<br>December 31 of<br>Prior Year |
|---|---|---|--|---|---|--|
|   | 1<br>On<br>Claims Incurred Prior<br>to January 1 of<br>Current Year | 2<br>On<br>Claims Incurred<br>During the Year | 3<br>On<br>Claims Unpaid<br>Dec. 31<br>of Prior Year | 4<br>On<br>Claims Incurred<br>During the Year |   |  |
| 1. Comprehensive (hospital and medical) .....       | (68,463)  | 0   | 1,918  | 0   | (66,545)  | 30,852   |
| 2. Medicare Supplement .....                        | 0   | 0   | 0  | 0   | 0   | 0  |
| 3. Dental Only .....                                | 0   | 0   | 0  | 0   | 0   | 0  |
| 4. Vision Only .....                                | 0   | 0   | 0  | 0   | 0   | 0  |
| 5. Federal Employees Health Benefits Plan .....     | 0   | 0   | 0  | 0   | 0   | 0  |
| 6. Title XVIII - Medicare .....                     | 0   | 0   | 0  | 0   | 0   | 0  |
| 7. Title XIX - Medicaid .....                       | 3,275,385   | 0   | 568,797  | 0   | 3,844,182   | 4,530,919  |
| 8. Other health .....                               | 0   | 0   | 0  | 0   | 0   | 0  |
| 9. Health subtotal (Lines 1 to 8) .....             | 3,206,922   | 0   | 570,715  | 0   | 3,777,637   | 4,561,771  |
| 10. Healthcare receivables (a) .....                | 633,783   | 0   | 0  | 0   | 633,783   | 589,783  |
| 11. Other non-health .....                          | 0   | 0   | 0  | 0   | 0   | 0  |
| 12. Medical incentive pools and bonus amounts ..... | 0   | 0   | 0  | 0   | 0   | 0  |
| 13. Totals (Lines 9-10+11+12)                       | 2,573,139   | 0   | 570,715  | 0   | 3,143,854   | 3,971,988  |

(a) Excludes \$ .....0 loans or advances to providers not yet expensed.

# NOTES TO FINANCIAL STATEMENTS

## 1. SUMMARY OF SIGNIFICANT ACCOUNTING POLICIES

### Organization and Operation

Unison Health Plan of the Capital Area, Inc. (the "Company") had a contract (the "Contract") with the Government of the District of Columbia, Office of Contracting and Procurement (the "District"), to provide health care services to Medicaid and Health Care Alliance ("Alliance"), a program for uninsured children and adults, eligible beneficiaries in the District of Columbia. This contract represented 100% of the Company's direct written premiums and was effective through April 30, 2013. The District executed an extension of the Company's provider contract for the period from May 1, 2013 to June 30, 2013. Effective July 1, 2013, the contract expired and the Company's operations were discontinued.

### A. Accounting Practices

The financial statements of the Company are presented on the basis of accounting practices prescribed or permitted by the District of Columbia Department of Insurance, Securities, and Banking (the "DISB").

The Department recognizes only statutory accounting practices, prescribed or permitted by the District of Columbia, for determining and reporting the financial condition and results of operations of a health maintenance organization, for determining its solvency under District of Columbia Insurance Law. The state prescribes the use of the National Association of Insurance Commissioners' ("NAIC") Accounting Practices and Procedures manual ("NAIC SAP") in effect for the accounting periods covered in the financial statement.

(1-8) No significant differences exist between the practices prescribed or permitted by the District of Columbia and those prescribed or permitted by the NAIC SAP which materially affect the statutory basis net income and capital and surplus as illustrated in the table below (in thousands):

|   | State of<br>Domicile | September 30,<br>2014 | December 31,<br>2013 |
|---|----------------------|-----------------------|----------------------|
| <b>Net Income</b>   |                      |                       |                      |
| (1) Company state basis   | District of Columbia | \$ 417                | \$ 11,355            |
| (2) State prescribed practices that increase/(decrease) NAIC SAP:<br>None | District of Columbia | -                     | -                    |
| (3) State permitted practices that increase/(decrease) NAIC SAP:<br>None  | District of Columbia | -                     | -                    |
| (4) NAIC SAP (1-2-3=4)  | District of Columbia | <u>\$ 417</u>         | <u>\$ 11,355</u>     |
| <b>Surplus</b>  |                      |                       |                      |
| (5) Company state basis   | District of Columbia | \$ 6,522              | \$ 16,143            |
| (6) State prescribed practices that increase/(decrease) NAIC SAP:<br>None | District of Columbia | -                     | -                    |
| (7) State permitted practices that increase/(decrease) NAIC SAP:<br>None  | District of Columbia | -                     | -                    |
| (8) NAIC SAP (5-6-7=8)  | District of Columbia | <u>\$ 6,522</u>       | <u>\$ 16,143</u>     |

### B. Use of Estimates in the Preparation of the Statutory Basis Financial Statements

No significant change.

### C. Accounting Policy

No significant change.

## 2. ACCOUNTING CHANGES AND CORRECTION OF ERRORS

No significant change.

## 3. BUSINESS COMBINATIONS AND GOODWILL

A-D. No significant change.

#### 4. DISCONTINUED OPERATIONS

Effective July 1, 2013, the Company's contract with the District to provide health care services to Medicaid and Alliance eligible beneficiaries expired and operations were discontinued. This did not require regulatory approval and the results of the Company's discontinued operations have been reported consistently with the Company's reporting of continued operations. The Company is committed to maintaining adequate operating cash and required capital and surplus levels to fund the run-out of related claims. In addition, the parent company, Three Rivers Holdings, Inc. ("TRH"), is committed to and has the financial resources for the Company to meet all of its financial obligations. In the event of an immediate and material cash demand, capital infusions or subordinated revolving credit loans would be executed to address cash requirements. There are no restrictions which would preclude this from happening in a timely manner.

#### 5. INVESTMENTS AND OTHER INVESTED ASSETS

##### A. Mortgage Loans, including Mezzanine Real Estate Loans

No significant change.

##### B. Debt restructuring

No significant change.

##### C. Reverse Mortgages

No significant change.

##### D. Loan-Backed Securities

- (1) Corporate bonds and government obligations include loan-backed securities, which are valued using the retrospective adjustment methodology. Prepayment assumptions for the determination of the amortized cost of loan-backed securities are based on a three-month constant prepayment rate history obtained from external data source vendors.
- (2) The Company did not recognize any other-than-temporary impairments ("OTTI") on loan-backed securities as of September 30, 2014.
- (3) As of September 30, 2014, the Company did not have loan-backed securities with any OTTI to report by CUSIP.
- (4) The following table illustrates the fair value, gross unrealized losses, and length of time that the loan-backed securities have been in a continuous unrealized loss position at September 30, 2014 and December 31, 2013 (in thousands):

|  | <b>September 30, 2014</b> |
|--|---------------------------|
| The aggregate amount of unrealized losses:                             |                           |
| 1. Less than 12 months   | \$ -                      |
| 2. 12 Months or longer   | -                         |
| The aggregate related fair value of securities with unrealized losses: |                           |
| 1. Less than 12 months   | -                         |
| 2. 12 Months or longer   | -                         |
|  | <b>December 31, 2013</b>  |
| The aggregate amount of unrealized losses:                             |                           |
| 1. Less than 12 months   | \$ (17)                   |
| 2. 12 Months or longer   | (14)                      |
| The aggregate related fair value of securities with unrealized losses: |                           |
| 1. Less than 12 months   | 863                       |
| 2. 12 Months or longer   | 321                       |

- (5) The Company believes that it will collect all principal and interest due on all investments that have an amortized cost in excess of fair value.

##### E. Repurchase Agreements and/or Securities Lending Transactions

The Company does not have any repurchase agreements and/or securities lending transactions.

##### F. Real Estate

No significant change.

#### **G. Investments in Low-Income Housing Tax Credits**

No significant change.

#### **H. Restricted Assets**

No significant change.

#### **I. Working Capital Finance Investments**

Not applicable.

### **6. JOINT VENTURES, PARTNERSHIPS, AND LIMITED LIABILITY COMPANIES**

**A–B.** No significant change.

### **7. INVESTMENT INCOME**

**A.** The Company has admitted all investment income due and accrued in the accompanying statutory basis statements of admitted assets, liabilities, and capital and surplus.

The decrease in net investment income earned of approximately \$207,000 from December 31, 2013 to September 30, 2014 is primarily due to the composition of holdings and fluctuations in bonds and short-investment balances to meet cash flow needs.

**B.** There were no investment income amounts excluded from the statutory basis financial statements.

### **8. DERIVATIVE INSTRUMENTS**

**A–F.** No significant change.

### **9. INCOME TAXES**

**A–G.** No significant change.

### **10. INFORMATION CONCERNING PARENT, SUBSIDIARIES, AND AFFILIATES**

#### **A–L. Material Related Party Transactions**

The Company paid a \$10,000,000 and \$25,000,000 extraordinary return of capital in June 20, 2014 and December 27, 2013, respectively, to its parent (see Note 13).

### **11. DEBT**

**A–B.** No significant change.

### **12. RETIREMENT PLANS, DEFERRED COMPENSATION, POSTEMPLOYMENT BENEFITS AND COMPENSATED ABSENCES, AND OTHER POSTRETIREMENT BENEFIT PLANS**

**A–F.** The Company has no defined benefit plans, defined contribution plans, multiemployer plans, consolidated/holding company plans, postemployment benefits, and compensated absences plans and is not impacted by the Medicare Modernization Act on postretirement benefits, since all personnel are employees of United HealthCare Services, Inc. (“UHS”), which provides services to the Company under the terms of a management agreement.

### **13. CAPITAL AND SURPLUS, SHAREHOLDERS’ DIVIDEND RESTRICTIONS, AND QUASI-REORGANIZATIONS**

**(1–13)** No significant change.

The Company paid a \$10,000,000 and \$25,000,000 extraordinary return of capital on June 20, 2014 and December 27, 2013, respectively, to TRH, which was approved by the DISB and recorded as a reduction to gross paid-in and contributed surplus in the accompanying statutory basis statements of admitted assets, liabilities, and capital and surplus. The Company did not receive any capital infusions as of September 30, 2014 or year ended December 31, 2013.

### **14. CONTINGENCIES**

**A–E.** No significant change.

### **15. LEASES**

**A–B.** No significant change.

**16. INFORMATION ABOUT FINANCIAL INSTRUMENTS WITH OFF-BALANCE-SHEET RISK AND FINANCIAL INSTRUMENTS WITH CONCENTRATIONS OF CREDIT RISK**

(1–4) No significant change.

**17. SALE, TRANSFER, AND SERVICING OF FINANCIAL ASSETS AND EXTINGUISHMENTS OF LIABILITIES**

- A. The Company did not have any transfers of receivables reported as sales as of September 30, 2014 or December 31, 2013.
- B. The Company did not have any transfer and servicing of financial assets as of September 30, 2014 or December 31, 2013.
- C. No transactions involving wash sales of securities with an NAIC designation of 3 or below or unrated securities occurred as of September 30, 2014 or the year ended December 31, 2013.

**18. GAIN OR LOSS TO THE REPORTING ENTITY FROM UNINSURED PLANS AND THE UNINSURED PORTION OF PARTIALLY INSURED PLANS**

A–C. No significant change.

**19. DIRECT PREMIUM WRITTEN/PRODUCED BY MANAGING GENERAL AGENTS/THIRD-PARTY ADMINISTRATORS**

No significant change.

**20. FAIR VALUE MEASUREMENT**

The NAIC SAP defines fair value, establishes a framework for measuring fair value, and outlines the disclosure requirements related to fair value measurements. The fair value hierarchy is as follows:

*Level 1* — Quoted (unadjusted) prices for identical assets in active markets.

*Level 2* — Other observable inputs, either directly or indirectly, including:

- Quoted prices for similar assets in active markets
- Quoted prices for identical or similar assets in nonactive markets (few transactions, limited information, noncurrent prices, high variability over time, etc.)
- Inputs other than quoted prices that are observable for the asset (interest rates, yield curves, volatilities, default rates, etc.)
- Inputs that are derived principally from or corroborated by other observable market data.

*Level 3* — Unobservable inputs that cannot be corroborated by observable market data.

The estimated fair values of bonds and short-term investments are based on quoted market prices, where available. The Company obtains one price for each security primarily from a third-party pricing service (“pricing service”), which generally uses quoted prices or other observable inputs for the determination of fair value. The pricing service normally derives the security prices through recently reported trades for identical or similar securities, making adjustments through the reporting date based upon available observable market information. For securities not actively traded, the pricing service may use quoted market prices of comparable instruments or discounted cash flow analyses, incorporating inputs that are currently observable in the markets for similar securities. Inputs that are often used in the valuation methodologies include, but are not limited to, non-binding broker quotes, benchmark yields, credit spreads, default rates and prepayment speeds. As the Company is responsible for the determination of fair value, it performs quarterly analyses on the prices received from the pricing service to determine whether the prices are reasonable estimates of fair value. Specifically, the Company compares the prices received from the pricing service to a secondary pricing source; prices reported by its custodian, its investment consultant and third-party investment advisors. Additionally, the Company compares changes in the reported market values and returns to relevant market indices to test the reasonableness of the reported prices. The Company’s internal price verification procedures and review of fair value methodology documentation provided by independent pricing services have not historically resulted in an adjustment in the prices obtained from the pricing service.

In instances in which the inputs used to measure fair value fall into different levels of the fair value hierarchy, the fair value measurement has been determined based on the lowest-level input that is significant to the fair value measurement in its entirety. The Company’s assessment of the significance of a particular item to the fair value measurement in its entirety requires judgment, including the consideration of inputs specific to the asset or liability.

**A. Fair Value**

(1–5) The Company does not have any financial assets that are measured and reported at fair value on the statutory basis statements of admitted assets, liabilities, and capital and surplus at September 30, 2014 and December 31, 2013.

**B. Fair Value Combination** — Not applicable.

**C. Aggregate Fair Value Hierarchy**

The aggregate fair value by hierarchy of all financial instruments as of September 30, 2014 and December 31, 2013, is presented in the table below (in thousands):

| Types of Financial Investment          | September 30, 2014   |                 |                 |             |             | Not Practical Carrying Value |
|--|----------------------|-----------------|-----------------|-------------|-------------|------------------------------|
|  | Aggregate Fair Value | Admitted Assets | (Level 1)       | (Level 2)   | (Level 3)   |                              |
| U.S. government and agency securities  | \$ 337               | \$ 337          | \$ 337          | \$ -        | \$ -        | \$ -                         |
| Money-market funds                     | 2,944                | 2,944           | 2,944           | -           | -           | -                            |
| Total bonds and short-term investments | <u>\$ 3,281</u>      | <u>\$ 3,281</u> | <u>\$ 3,281</u> | <u>\$ -</u> | <u>\$ -</u> | <u>\$ -</u>                  |

| Types of Financial Investment          | December 31, 2013    |                  |                 |                 |             | Not Practical Carrying Value |
|--|----------------------|------------------|-----------------|-----------------|-------------|------------------------------|
|  | Aggregate Fair Value | Admitted Assets  | (Level 1)       | (Level 2)       | (Level 3)   |                              |
| U.S. government and agency securities  | \$ 4,492             | \$ 4,530         | \$ 2,050        | \$ 2,442        | \$ -        | \$ -                         |
| City and county municipalities         | 450                  | 450              | -               | 450             | -           | -                            |
| Corporate debt securities              | 5,552                | 5,548            | -               | 5,552           | -           | -                            |
| Money-market funds                     | 3,050                | 3,050            | 3,050           | -               | -           | -                            |
| Total bonds and short-term investments | <u>\$ 13,544</u>     | <u>\$ 13,578</u> | <u>\$ 5,100</u> | <u>\$ 8,444</u> | <u>\$ -</u> | <u>\$ -</u>                  |

U.S. government and agency securities in the table above reflect long-term investment holdings. Included as Level 1 in U.S. government and agency securities in the fair value hierarchy table above are U.S. Treasury securities of approximately \$337,000 and \$2,050,000 as of September 30, 2014 and December 31, 2013, respectively.

There are no commercial paper investments included in corporate debt securities in the fair value hierarchy table as of December 31, 2013.

**D. Not Practicable to Estimate Fair Value** — Not applicable.

**21. OTHER ITEMS**

The Company elected to use rounding in reporting amounts in the notes to statutory basis financial statements.

**A–H.** No significant change.

**I. Joint and Several Liabilities** — Not applicable.

**J. Risk Sharing Provisions of the Affordable Care Act**

The Company did not write Accident and Health premiums in 2014 subject to the risk sharing provisions of the Affordable Care Act.

**22. EVENTS SUBSEQUENT**

No significant change.

**23. REINSURANCE**

**A–C.** No significant change.

**24. RETROSPECTIVELY RATED CONTRACTS AND CONTRACTS SUBJECT TO REDETERMINATION**

**A–C.** The Company does not have any retrospectively rated contracts or contracts subject to redetermination as of September 30, 2014 or December 31, 2013.

E. The Company does not have any business subject to specific minimum loss ratio requirements as of September 30, 2014 and December 31, 2013.

## 25. CHANGE IN INCURRED CLAIMS AND CLAIMS ADJUSTMENT EXPENSES

Changes in estimates related to the prior year incurred claims are included in total hospital and medical expenses in the current year in the accompanying statutory basis statements of operations. The following tables disclose paid claims, incurred claims, and the balance in the claims unpaid and health care receivable at September 30, 2014 and December 31, 2013 (in thousands):

|  | September 30, 2014           |                             |            |
|--|------------------------------|-----------------------------|------------|
|  | Current Year Incurred Claims | Prior Years Incurred Claims | Total      |
| Beginning of year claim reserve  | \$ -                         | \$ (4,562)                  | \$ (4,562) |
| Paid claims, net of health care receivable and reinsurance recoveries collected                                | -                            | 3,206                       | 3,206      |
| End of year claim reserve  | -                            | 571                         | 571        |
| Incurred claims excluding the change in health care receivable and reinsurance recoverables as presented below | -                            | (785)                       | (785)      |
| Beginning of year health care receivable and reinsurance recoverables  | -                            | 590                         | 590        |
| End of year health care receivable   | -                            | (634)                       | (634)      |
| Total incurred claims  | \$ -                         | \$ (829)                    | \$ (829)   |

|  | December 31, 2013            |                             |             |
|--|------------------------------|-----------------------------|-------------|
|  | Current Year Incurred Claims | Prior Years Incurred Claims | Total       |
| Beginning of year claim reserve  | \$ -                         | \$ (30,125)                 | \$ (30,125) |
| Paid claims, net of health care receivable and reinsurance recoveries collected                                | 87,094                       | 24,413                      | 111,507     |
| End of year claim reserve  | 1,422                        | 3,140                       | 4,562       |
| Incurred claims excluding the change in health care receivable and reinsurance recoverables as presented below | 88,516                       | (2,572)                     | 85,944      |
| Beginning of year health care receivable   | -                            | 824                         | 824         |
| End of year health care receivable and reinsurance recoverables  | (292)                        | (298)                       | (590)       |
| Total incurred claims  | \$ 88,224                    | \$ (2,046)                  | \$ 86,178   |

The liability for claims unpaid and health care receivable as of December 31, 2013 were approximately \$3,972,000. As of September 30, 2014, approximately \$3,206,000 has been paid for incurred claims attributable to insured events of prior years. Healthcare receivable and reinsurance recoveries, net of reserves remaining for prior years are approximately \$(63,000) as a result of re-estimation of unpaid claims. Therefore, there has been approximately \$829,000 favorable prior year development since December 31, 2013 to September 30, 2014. The primary drivers consist of favorable development as a result of a change in the provision for adverse deviations in experience of approximately \$106,000, favorable development of approximately \$385,000 in retroactivity for inpatient, outpatient, physician, and pharmacy claims, and favorable development of approximately \$271,000 in subrogation and recoveries. At December 31, 2013, the Company recorded approximately \$2,046,000 of favorable development related to favorable development of approximately \$2,090,000 in retroactivity for inpatient, outpatient, physician, and pharmacy claims and by favorable development as a result of a change in the provision for adverse deviations in experience of approximately \$1,922,000 offset by unfavorable development of approximately \$1,982,000 for provider settlement payments. Original estimates are increased or decreased, as additional information becomes known regarding individual claims.

The Company incurred claims adjustment expenses of approximately \$129,000 and \$7,816,000 for the nine months ended September 30, 2014 and the year ended December 31, 2013, respectively. These costs are included in the management service fees paid by the Company to UHS as a part of its management agreement. The following tables disclose paid claims adjustment expense ("CAE"), incurred CAE, and the balance in the unpaid claim adjustment expenses reserve for the nine months ended September 30, 2014 and the year ended December 31, 2013 (in thousands):

|   | September 30, 2014 | December 31, 2013 |
|---|--------------------|-------------------|
| Total claims adjustment expenses incurred           | \$ 129             | \$ 7,816          |
| Less current year unpaid claims adjustment expenses | (1)                | (12)              |
| Add prior year unpaid claims adjustment expenses    | <u>12</u>          | <u>546</u>        |
| Total claims adjustment expenses paid               | <u>\$ 140</u>      | <u>\$ 8,350</u>   |

**26. INTERCOMPANY POOLING ARRANGEMENTS**

A–G. No significant change.

**27. STRUCTURED SETTLEMENTS**

A–B. No significant change.

**28. HEALTH CARE AND OTHER AMOUNTS RECEIVABLE**

A–B. No significant change.

**29. PARTICIPATING POLICIES**

No significant change.

**30. PREMIUM DEFICIENCY RESERVES**

The following table summarizes the Company's premium deficiency reserves as of September 30, 2014 and December 31, 2013 (in thousands):

|  | September 30, 2014  |
|--|---|
| 1. Liability carried for premium deficiency reserves               | \$ -  |
| 2. Date of the most recent evaluation of this liability            | <u>9/30/2014</u>  |
| 3. Was anticipated investment income utilized in this calculation? | Yes <input checked="" type="checkbox"/> No <input type="checkbox"/> |
|  | <b>December 31, 2013</b>  |
| 1. Liability carried for premium deficiency reserves               | \$ -  |
| 2. Date of the most recent evaluation of this liability            | <u>12/31/2013</u>   |
| 3. Was anticipated investment income utilized in this calculation? | Yes <input checked="" type="checkbox"/> No <input type="checkbox"/> |

**31. ANTICIPATED SALVAGE AND SUBROGATION**

No significant change.



# GENERAL INTERROGATORIES

## PART 1 - COMMON INTERROGATORIES

### GENERAL

- 1.1 Did the reporting entity experience any material transactions requiring the filing of Disclosure of Material Transactions with the State of Domicile, as required by the Model Act? ..... Yes [ ] No [ X ]
- 1.2 If yes, has the report been filed with the domiciliary state? ..... Yes [ ] No [ ]
- 2.1 Has any change been made during the year of this statement in the charter, by-laws, articles of incorporation, or deed of settlement of the reporting entity? ..... Yes [ ] No [ X ]
- 2.2 If yes, date of change: .....

- 3.1 Is the reporting entity a member of an Insurance Holding Company System consisting of two or more affiliated persons, one or more of which is an insurer? ..... Yes [ X ] No [ ]  
If yes, complete Schedule Y, Parts 1 and 1A.
- 3.2 Have there been any substantial changes in the organizational chart since the prior quarter end? ..... Yes [ X ] No [ ]

3.3 If the response to 3.2 is yes, provide a brief description of those changes.

July 1, 2014.....A-Life Medical, LLC merged with and into Optum360, LLC.  
 July 1, 2014.....Information Network Corporation merged with and into AmeriChoice Health Services, Inc.  
 July 2, 2014.....UnitedHealthcare Consulting & Assistance Service (Beijing) Co., Ltd. was incorporated as a wholly owned subsidiary of UnitedHealthcare International I B.V.  
 July 9, 2014.....Optum Global Solutions International B.V. was incorporated as a wholly owned subsidiary of Optum Global Solutions, Inc.  
 July 10, 2014.....ScriptSwitch Limited acquired 100% equity interest in Optum Health & Technology Limited from Optum UK Solutions Group Limited.  
 July 10, 2014.....Collaborative Care Holdings, LLC acquired an 80% ownership interest in ProHealth Medical Management, LLC and a 100% ownership interest in Collaborative Realty, LLC.  
 August 29, 2014.....OptumInsight, Inc., a Delaware corporation, sold its 100% ownership interest in Aperture Credentialing, Inc. to Aperture Holdco, LLC, an unaffiliated third party.  
 September 2, 2014.....Evercare of Arizona, Inc. changed its name to UnitedHealthcare Integrated Services, Inc.  
 September 11, 2014.....UnitedHealthcare Europe S.á.r.l. was formed as a wholly owned subsidiary of UnitedHealthcare International IV S.á.r.l.  
 September 22, 2014.....Mustang Razorback Holdings, Inc. was formed as a wholly owned subsidiary of OptumInsight, Inc.  
 September 30, 2014.....Caretracker, Inc. was formed as a wholly owned subsidiary of OptumInsight, Inc.  
 September 30, 2014.....Optum Late Phase Services, Inc. was formed as a wholly owned subsidiary of OptumInsight Life Sciences, Inc.  
 September 30, 2014.....Perdicaris Participações Ltda and ISO Hospital Dia S.A. merged with and into Esho - Empresa de Serviços Hospitalares S.A., a Brazil company.

- 4.1 Has the reporting entity been a party to a merger or consolidation during the period covered by this statement? ..... Yes [ ] No [ X ]
- 4.2 If yes, provide the name of the entity, NAIC Company Code, and state of domicile (use two letter state abbreviation) for any entity that has ceased to exist as a result of the merger or consolidation.

| 1<br>Name of Entity | 2<br>NAIC Company Code | 3<br>State of Domicile |
|---------------------|------------------------|------------------------|
|                     |                        |                        |

5. If the reporting entity is subject to a management agreement, including third-party administrator(s), managing general agent(s), attorney-in-fact, or similar agreement, have there been any significant changes regarding the terms of the agreement or principals involved? ..... Yes [ ] No [ X ] N/A [ ]  
If yes, attach an explanation.

6.1 State as of what date the latest financial examination of the reporting entity was made or is being made. .... 12/31/2011

6.2 State the as of date that the latest financial examination report became available from either the state of domicile or the reporting entity. This date should be the date of the examined balance sheet and not the date the report was completed or released. .... 12/31/2011

6.3 State as of what date the latest financial examination report became available to other states or the public from either the state of domicile or the reporting entity. This is the release date or completion date of the examination report and not the date of the examination (balance sheet date). .... 06/21/2013

6.4 By what department or departments?  
District of Columbia Department of Insurance, Securities, and Banking

6.5 Have all financial statement adjustments within the latest financial examination report been accounted for in a subsequent financial statement filed with Departments? ..... Yes [ ] No [ ] N/A [ X ]

6.6 Have all of the recommendations within the latest financial examination report been complied with? ..... Yes [ X ] No [ ] N/A [ ]

7.1 Has this reporting entity had any Certificates of Authority, licenses or registrations (including corporate registration, if applicable) suspended or revoked by any governmental entity during the reporting period? ..... Yes [ ] No [ X ]

7.2 If yes, give full information:

8.1 Is the company a subsidiary of a bank holding company regulated by the Federal Reserve Board? ..... Yes [ ] No [ X ]

8.2 If response to 8.1 is yes, please identify the name of the bank holding company.

8.3 Is the company affiliated with one or more banks, thrifts or securities firms? ..... Yes [ X ] No [ ]

8.4 If response to 8.3 is yes, please provide below the names and location (city and state of the main office) of any affiliates regulated by a federal regulatory services agency [i.e. the Federal Reserve Board (FRB), the Office of the Comptroller of the Currency (OCC), the Federal Deposit Insurance Corporation (FDIC) and the Securities Exchange Commission (SEC)] and identify the affiliate's primary federal regulator.

| 1<br>Affiliate Name   | 2<br>Location (City, State) | 3<br>FRB | 4<br>OCC | 5<br>FDIC | 6<br>SEC |
|-----------------------|-----------------------------|----------|----------|-----------|----------|
| Optum Bank, Inc. .... | Salt Lake City, UT .....    | NO       | NO       | YES       | NO       |

## GENERAL INTERROGATORIES

- 9.1 Are the senior officers (principal executive officer, principal financial officer, principal accounting officer or controller, or persons performing similar functions) of the reporting entity subject to a code of ethics, which includes the following standards? ..... Yes [  ] No [  ]
- (a) Honest and ethical conduct, including the ethical handling of actual or apparent conflicts of interest between personal and professional relationships;
- (b) Full, fair, accurate, timely and understandable disclosure in the periodic reports required to be filed by the reporting entity;
- (c) Compliance with applicable governmental laws, rules and regulations;
- (d) The prompt internal reporting of violations to an appropriate person or persons identified in the code; and
- (e) Accountability for adherence to the code.
- 9.11 If the response to 9.1 is No, please explain:
- 9.2 Has the code of ethics for senior managers been amended? ..... Yes [  ] No [  ]
- 9.21 If the response to 9.2 is Yes, provide information related to amendment(s).
- 9.3 Have any provisions of the code of ethics been waived for any of the specified officers? ..... Yes [  ] No [  ]
- 9.31 If the response to 9.3 is Yes, provide the nature of any waiver(s).

### FINANCIAL

- 10.1 Does the reporting entity report any amounts due from parent, subsidiaries or affiliates on Page 2 of this statement? ..... Yes [  ] No [  ]
- 10.2 If yes, indicate any amounts receivable from parent included in the Page 2 amount: ..... \$ ..... 224

### INVESTMENT

- 11.1 Were any of the stocks, bonds, or other assets of the reporting entity loaned, placed under option agreement, or otherwise made available for use by another person? (Exclude securities under securities lending agreements.) ..... Yes [  ] No [  ]
- 11.2 If yes, give full and complete information relating thereto:
12. Amount of real estate and mortgages held in other invested assets in Schedule BA: ..... \$ ..... 0
13. Amount of real estate and mortgages held in short-term investments: ..... \$ ..... 0
- 14.1 Does the reporting entity have any investments in parent, subsidiaries and affiliates? ..... Yes [  ] No [  ]
- 14.2 If yes, please complete the following:
- |   | 1<br>Prior Year-End<br>Book/Adjusted<br>Carrying Value | 2<br>Current Quarter<br>Book/Adjusted<br>Carrying Value |
|---|--|---|
| 14.21 Bonds .....   | \$ ..... 0   | \$ ..... 0  |
| 14.22 Preferred Stock .....   | \$ ..... 0   | \$ ..... 0  |
| 14.23 Common Stock .....  | \$ ..... 0   | \$ ..... 0  |
| 14.24 Short-Term Investments .....  | \$ ..... 0   | \$ ..... 0  |
| 14.25 Mortgage Loans on Real Estate .....   | \$ ..... 0   | \$ ..... 0  |
| 14.26 All Other .....   | \$ ..... 0   | \$ ..... 0  |
| 14.27 Total Investment in Parent, Subsidiaries and Affiliates (Subtotal Lines 14.21 to 14.26) ..... | \$ ..... 0   | \$ ..... 0  |
| 14.28 Total Investment in Parent included in Lines 14.21 to 14.26 above .....                       | \$ ..... 0   | \$ ..... 0  |
- 15.1 Has the reporting entity entered into any hedging transactions reported on Schedule DB? ..... Yes [  ] No [  ]
- 15.2 If yes, has a comprehensive description of the hedging program been made available to the domiciliary state? ..... Yes [  ] No [  ]
- If no, attach a description with this statement.

## GENERAL INTERROGATORIES

16. For the reporting entity's security lending program, state the amount of the following as of the current statement date:
- |  |          |   |
|--|----------|---|
| 16.1 Total fair value of reinvested collateral assets reported on Schedule DL, Parts 1 and 2 .....                   | \$ ..... | 0 |
| 16.2 Total book adjusted/carrying value of reinvested collateral assets reported on Schedule DL, Parts 1 and 2 ..... | \$ ..... | 0 |
| 16.3 Total payable for securities lending reported on the liability page .....                                       | \$ ..... | 0 |

17. Excluding items in Schedule E - Part 3 - Special Deposits, real estate, mortgage loans and investments held physically in the reporting entity's offices, vaults or safety deposit boxes, were all stocks, bonds and other securities, owned throughout the current year held pursuant to a custodial agreement with a qualified bank or trust company in accordance with Section 1, III - General Examination Considerations, F. Outsourcing of Critical Functions, Custodial or Safekeeping Agreements of the NAIC Financial Condition Examiners Handbook? ..... Yes [  ] No [  ]

17.1 For all agreements that comply with the requirements of the NAIC Financial Condition Examiners Handbook, complete the following:

| 1<br>Name of Custodian(s)     | 2<br>Custodian Address   |
|-------------------------------|--|
| Northern Trust .....          | 50 S. LaSalle, Chicago, IL 60675 .....                                     |
| Bank of New York Mellon ..... | Global Liquidity Services, 1 Wall St, 14th Floor, New York, NY 10286 ..... |

17.2 For all agreements that do not comply with the requirements of the NAIC Financial Condition Examiners Handbook, provide the name, location and a complete explanation:

| 1<br>Name(s) | 2<br>Location(s) | 3<br>Complete Explanation(s) |
|--------------|------------------|------------------------------|
|              |                  |                              |

17.3 Have there been any changes, including name changes, in the custodian(s) identified in 17.1 during the current quarter? ..... Yes [  ] No [  ]

17.4 If yes, give full information relating thereto:

| 1<br>Old Custodian | 2<br>New Custodian | 3<br>Date of Change | 4<br>Reason |
|--------------------|--------------------|---------------------|-------------|
|                    |                    |                     |             |

17.5 Identify all investment advisors, brokers/dealers or individuals acting on behalf of broker/dealers that have access to the investment accounts, handle securities and have authority to make investments on behalf of the reporting entity:

| 1<br>Central Registration Depository | 2<br>Name(s)                               | 3<br>Address   |
|--------------------------------------|--|--|
| 113878 .....                         | McDonnell Investment Management, LLC ..... | 1515 West 22nd Street, Suite 1100, Oak Brook, IL 60523 ... |

18.1 Have all the filing requirements of the Purposes and Procedures Manual of the NAIC Securities Valuation Office been followed? ..... Yes [  ] No [  ]

18.2 If no, list exceptions:

# GENERAL INTERROGATORIES

## PART 2 - HEALTH

1. Operating Percentages:
- 1.1 A&H loss percent .....0.0 %
  - 1.2 A&H cost containment percent .....0.0 %
  - 1.3 A&H expense percent excluding cost containment expenses .....0.0 %
- 2.1 Do you act as a custodian for health savings accounts? ..... Yes [ ] No [ X ]
- 2.2 If yes, please provide the amount of custodial funds held as of the reporting date .....\$ .....0
- 2.3 Do you act as an administrator for health savings accounts? ..... Yes [ ] No [ X ]
- 2.4 If yes, please provide the balance of the funds administered as of the reporting date .....\$ .....0

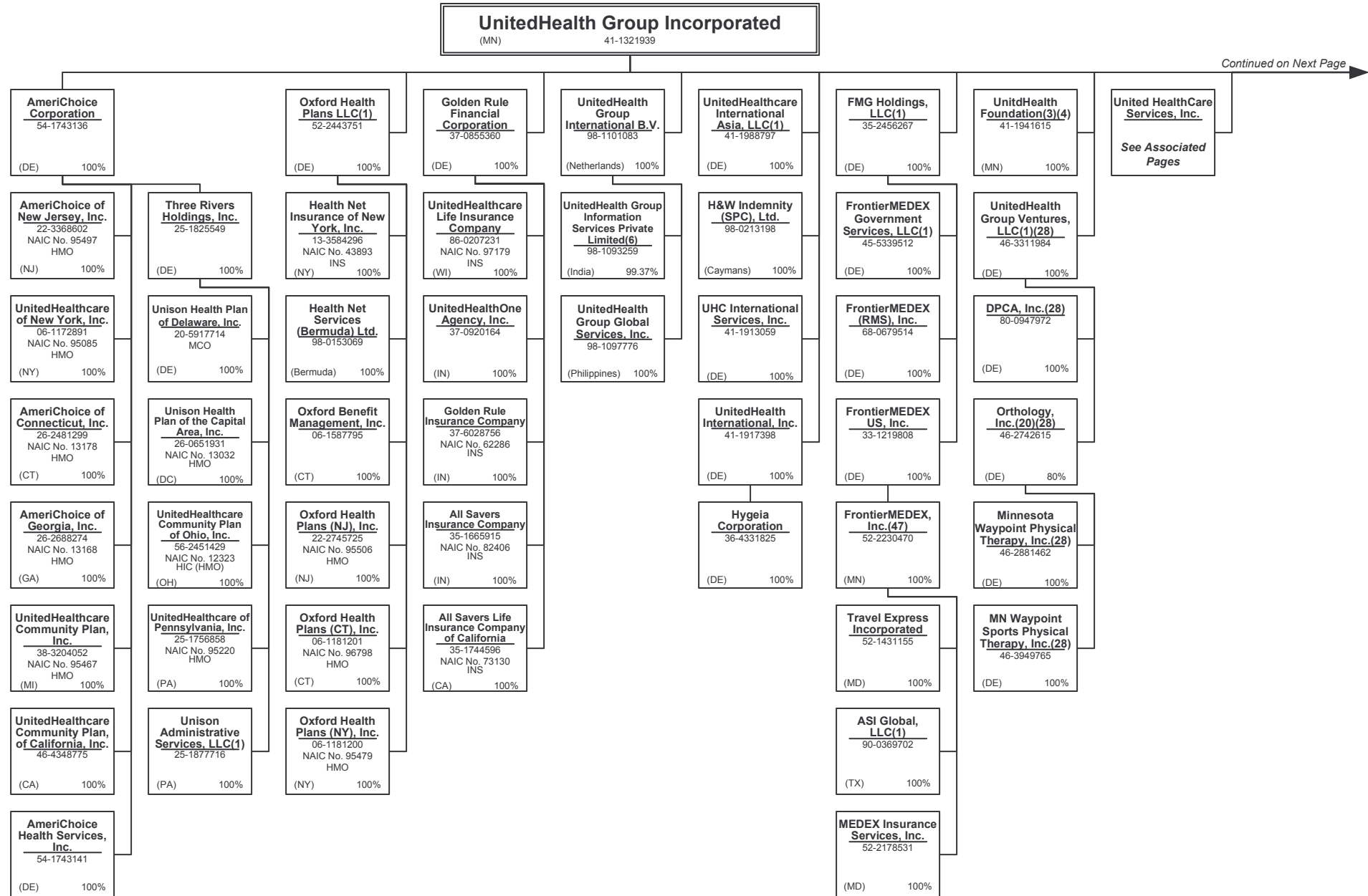
Schedule S - Ceded Reinsurance

**N O N E**

Schedule T - Premiums and Other Considerations

**N O N E**

**SCHEDULE Y - INFORMATION CONCERNING ACTIVITIES OF INSURER MEMBERS OF A HOLDING COMPANY GROUP**  
**PART 1 - ORGANIZATIONAL CHART**

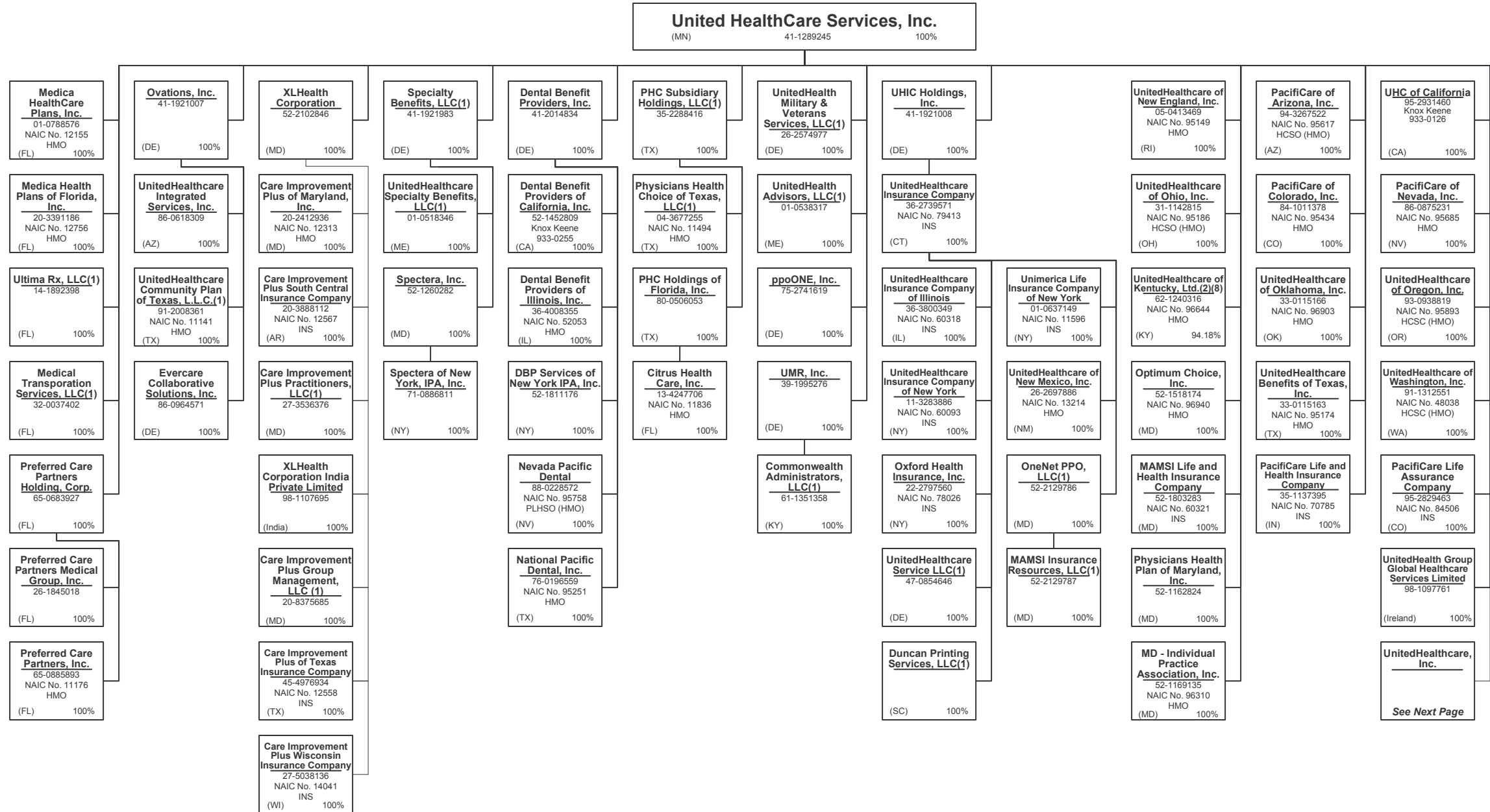


Continued on Next Page →



**SCHEDULE Y - INFORMATION CONCERNING ACTIVITIES OF INSURER MEMBERS OF A HOLDING COMPANY GROUP**

**PART 1 - ORGANIZATIONAL CHART**

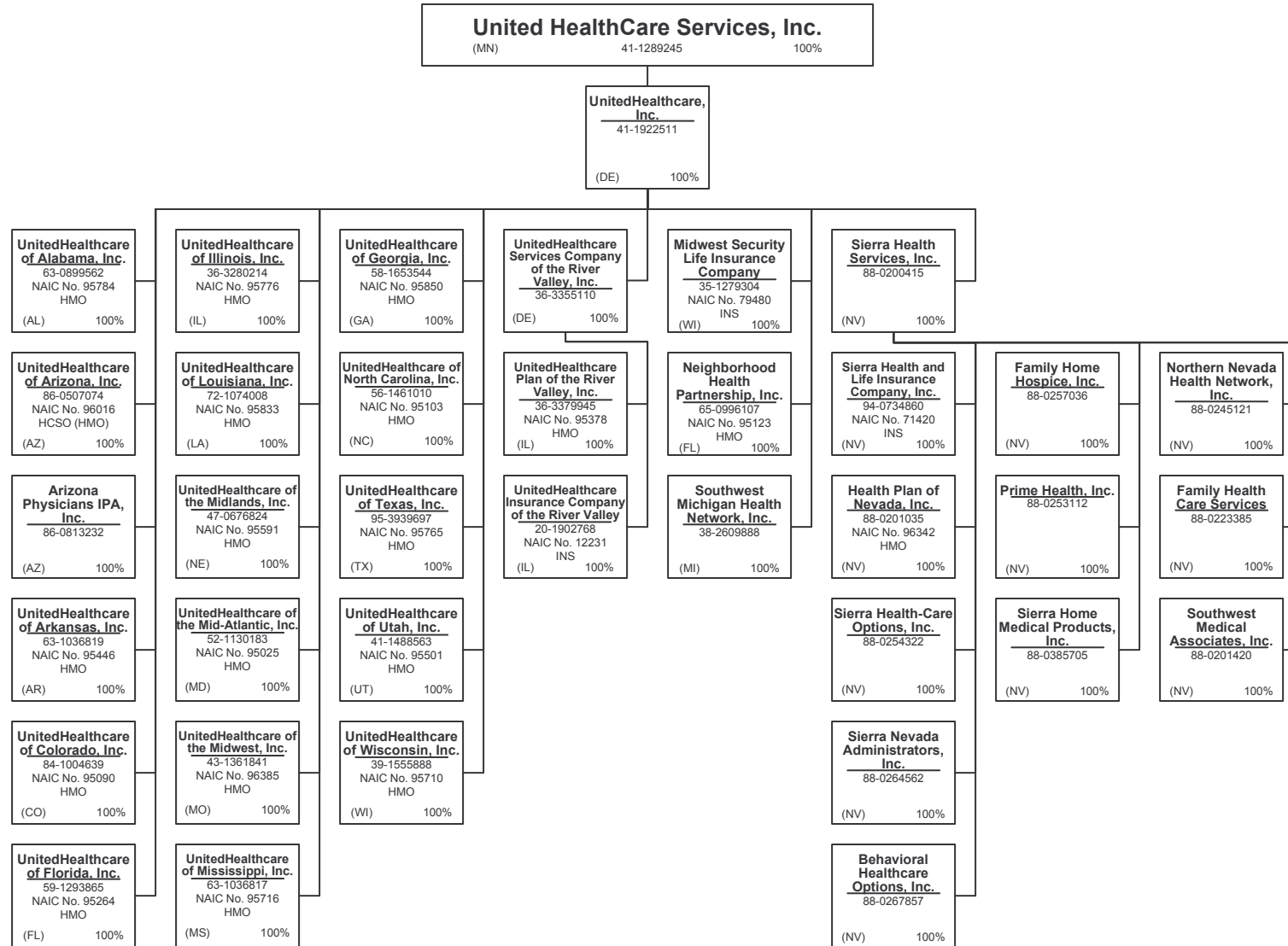


15.2



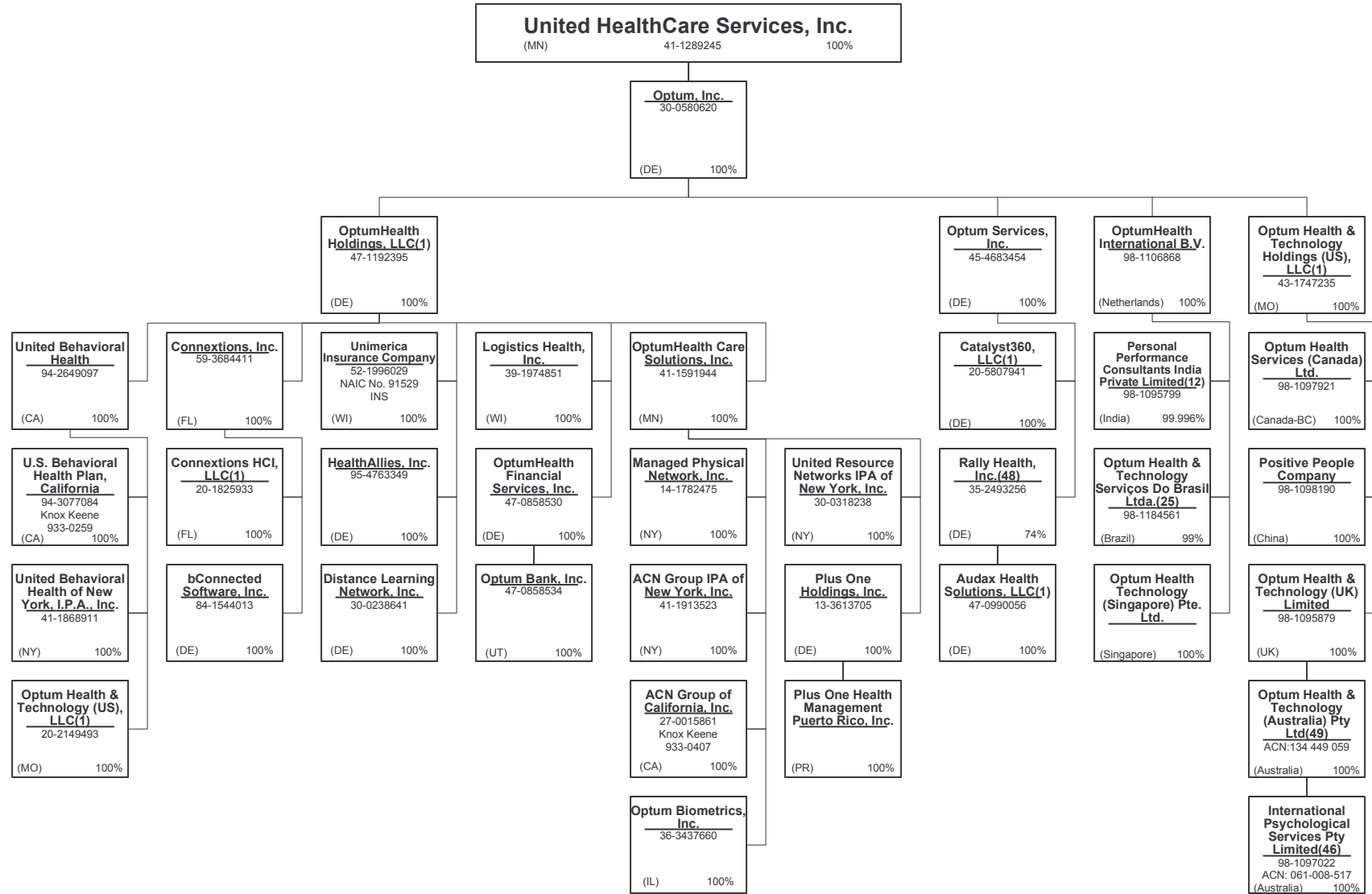
**SCHEDULE Y - INFORMATION CONCERNING ACTIVITIES OF INSURER MEMBERS OF A HOLDING COMPANY GROUP**

**PART 1 - ORGANIZATIONAL CHART**

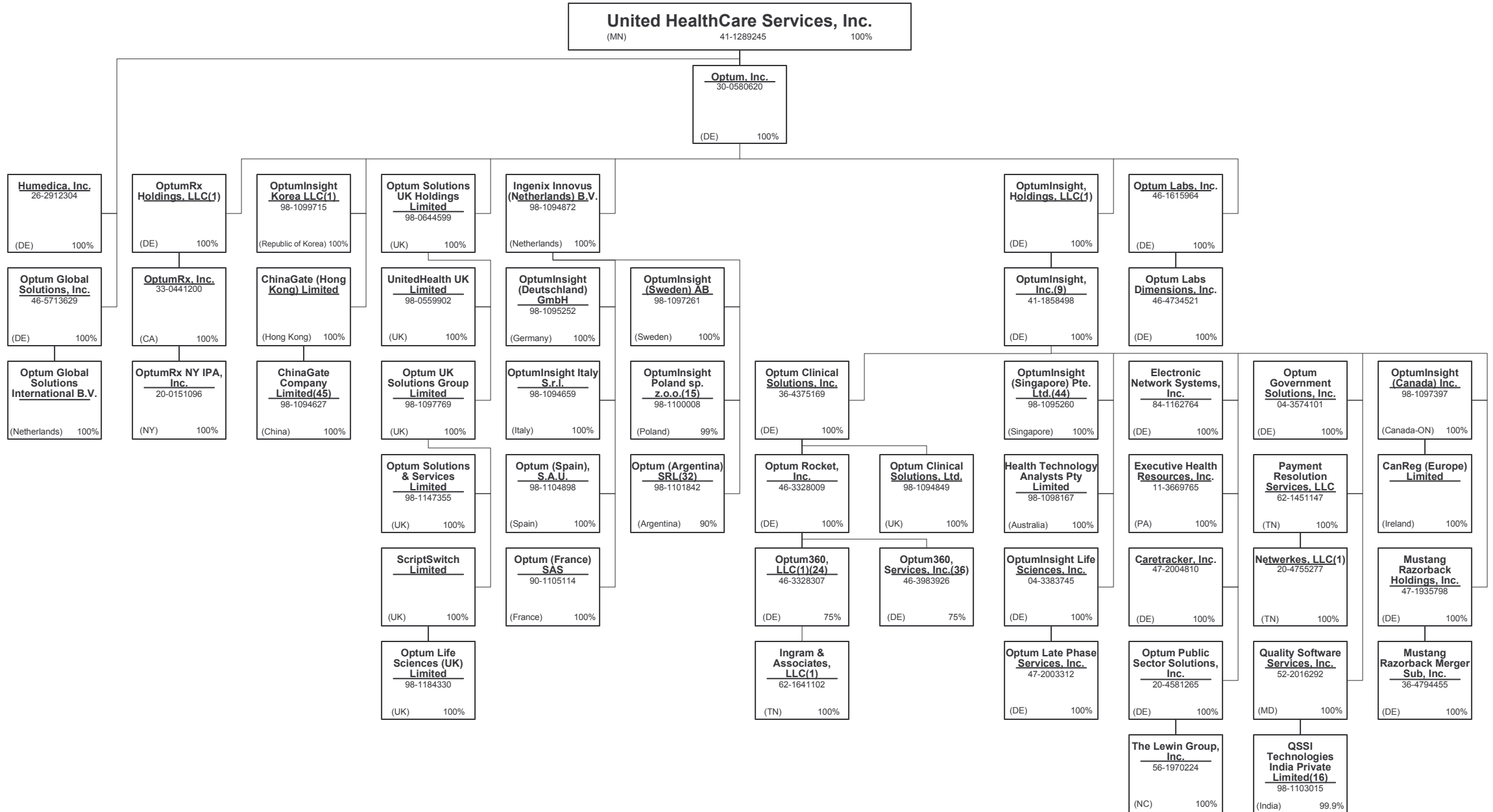




**SCHEDULE Y - INFORMATION CONCERNING ACTIVITIES OF INSURER MEMBERS OF A HOLDING COMPANY GROUP**  
**PART 1 - ORGANIZATIONAL CHART**



**SCHEDULE Y - INFORMATION CONCERNING ACTIVITIES OF INSURER MEMBERS OF A HOLDING COMPANY GROUP**  
**PART 1 - ORGANIZATIONAL CHART**



STATEMENT AS OF SEPTEMBER 30, 2014 OF THE Unison Health Plan of the Capital Area, Inc.

**SCHEDULE Y - INFORMATION CONCERNING ACTIVITIES OF INSURER MEMBERS OF A HOLDING COMPANY GROUP**

PART 1 - ORGANIZATIONAL CHART

**Notes**

All legal entities on the Organization Chart are Corporations unless otherwise indicated.

(1) Entity is a Limited Liability Company

(2) Entity is a Partnership

(3) Entity is a Non-Profit Corporation

(4) Control of the Foundation is based on sole membership, not the ownership of voting securities

(5) Perdicas Participações Ltda. Is 99.9999% owned by Esho – Empresa de Serviços Hospitalares S.A. and 0.0001% owned by ISO Hospital Dia S.A.

(6) UnitedHealth Group Information Services Private Limited is 99.37% owned by UnitedHealth Group International B.V. The remaining 0.63% is owned by UnitedHealth International, Inc.

(7) United Healthcare India Private Limited is 99.9935% owned by UnitedHealthcare International II B.V. and 0.0065% owned by UnitedHealth International, Inc.

(8) General partnership interests are held by United HealthCare Services, Inc. (89.77%) and by UnitedHealthcare, Inc. (10.23%). United HealthCare Services, Inc. also holds 100% of the limited partnership interests. When combining general and limited partner interests, United HealthCare Services, Inc. owns 94.18% and UnitedHealthcare, Inc. owns 5.83%.

(9) Branch office located in Abu Dhabi, UAE.

(10) WellMed Medical Management, Inc. is 80% owned by Collaborative Care Holdings, LLC and 20% owned by WMG Healthcare Partners, L.P.

(11) Seisa Serviços Integrados de Saúde Ltda is 99.999994% owned by Amil Assistência Médica Internacional S.A. and 0.000006% owned by Dental Center Serviços Odontológicos Ltda.

(12) Personal Performance Consultants India Private Limited is 99.996% owned by OptumHealth International B.V. and 0.004 % owned by United Behavioral Health.

(13) INSPIRIS of Texas Physicians Group is a Texas non-profit (taxable) whose sole member is Inspiris Services Company.

(14) PrimeCare of Citrus Valley, Inc. is 80% owned by PrimeCare Medical Network, Inc. and 20% owned by Citrus Valley Medical Associates, Inc.

(15) OptumInsight Poland sp. z.o.o. is 99% owned by Ingenix Innovus (Netherlands) B.V. The remaining 1% is owned by OptumInsight, Inc.

(16) QSSI Technologies India Private Limited is 99.9% owned by Quality Software Services, Inc. and 0.1% owned by an Indian citizen.

(17) Amico Saúde Ltda. is 99.998% owned by Amil Assistência Médica Internacional S.A. and 0.002% owned by an officer of Amil.

(18) Esho – Empresa de Serviços Hospitalares S.A. is 96.94% owned by Amil Assistência Médica Internacional S.A.; 1.947% owned by Amico Saúde Ltda.; 0.042571% owned by Treasury Shares and 1.070607% owned by external shareholders.

(19) Etho – Empresa de Tecnologia Hospitalar Ltda. 50.01% owned by Amil Assistência Médica Internacional S.A. and 49.99% owned by an external shareholder.

(20) Orthology, Inc. is 80% owned by UnitedHealth Group Ventures, LLC and 20% owned by external shareholders.

(21) Excellion Serviços Biomédicos S.A. is 99.98% owned by Esho – Empresa de Serviços Hospitalares S.A. and 0.02% owned by external shareholders.

(22) Branch offices in Iraq and Uganda.

(23) Cemed Care Empresa de Atendimento Clínico Geral Ltda. Is 95.224623% owned by Amil Assistência Médica Internacional S.A., 4.775377% owned by Amico Saúde Ltd. and 0.000001% owned by an officer of Amil.

(24) Optum 360, LLC is 75% owned by Optum Rocket, Inc. and 25% owned by an external interest holder.

(25) Optum Health & Technology Serviços Do Brasil Ltda. is 99% owned by OptumHealth International B.V. and 1 % owned by OptumInsight, Inc.

(26) Bosque Medical Center S.A. is 73.71% owned by Amil Assistência Médica Internacional S.A.; 21.21% owned by Amico Saúde Ltd. and 5.08% owned by Esho – Empresa de Serviços Hospitalares S.A.

(27) AHJV, Inc. is 75% owned by NMM Holdings, Inc. and 25% owned by Humana, Inc.

(28) Entity is majority-owned by UHG or one of its affiliates. Corporate secretarial services for this entity are the responsibility of the portfolio company.

(29) Promarket Propaganda e Marketing Ltda. is 99.79% owned by Amil Assistência Médica Internacional S.A. and 0.21% owned by Amico Saúde Ltd.

(30) Amil Clinical Research Participações Ltda. is 99.95% owned by Amil Lifesciences Participações Ltda. and 0.05% owned by an officer of Amil.

(31) Imed Star Serviços de Desempenho Organizacional Ltda. is 99.92% owned by Amil Assistência Médica Internacional S.A. and 0.08% owned by Amico Saúde Ltd.

(32) Optum Argentina is 90% owned by Ingenix Innovus (Netherlands) BV and 10% owned by Optum UK Solutions Group Limited.

(33) Hospital Alvorada Taguatinga Ltda. Is 99.99% owned by Amil Assistência Médica Internacional S.A. and 0.000001% owned by an officer of Amil.

(34) Amil Lifesciences Participações Ltda. Is 99.99928% owned by Amil Assistência Médica Internacional S.A. and 0.00072% owned by an officer of Amil.

(35) FrontierMedex Kenya Limited is 99.9% owned by FrontierMEDEX Limited and 0.1% owned by UnitedHealthcare International I B.V.

(36) Optum360 Services, Inc. is 75% owned by Optum Rocket, Inc. and 25% owned by an external interest holder.

(37) The limited partners of UnitedHealth Group International, L.P. include FMG Holdings, LLC (14.929%), Hygeia Corporation (DE) (0.203%) and UnitedHealth Group Incorporated (84.868%). UnitedHealth Group International GP is the general partner of UnitedHealth Group International, L.P.

(38) Polar II Fundo de Investimento em Participações is a Brazilian private equity investment fund incorporated in the form of a closed-end condominium.

(39) UnitedHealthcare International I, B.V. is 75.76% owned by UnitedHealth Group International L.P. and 24.24% owned by UnitedHealth Group International B.V.

(40) Amil Assistência Médica Internacional S.A. is 90.23% owned by Polar II Fundo de Investimento em Participações and the remaining 9.77% is owned by the former controlling shareholders of Amil Assistência Médica Internacional S.A.

(41) HPP A.C.E. is 70% owned by HPP - Hospitais Privados de Portugal, SGPS, S.A. The remaining 30% is owned by (1) HPP Boavista, S.A., (2) HPP Lusiadas, S.A., (3) HPP Algarve, S.A., (4) HPP Saúde - Parcerias Cascais, S.A., and (5) HPP Viseu, S.A.; each owning 6%.

(42) HPP Viseu, S.A. is 65% owned by HPP - Hospitais Privados de Portugal, SGPS, S.A.. The remaining 35% is jointly owned VISABEIRA Saúde - Serviços de Saúde, S.A., VISABEIRA Participações Financeiras, SGPS, S.A., VISABEIRA Investimentos Financeiros SGPS, S.A. and Ciclorama - Estudos, Projectos e Produções, Lda.

(43) Frontier Medex Tanzania Limited is 99% owned by FrontierMEDEX Limited. The remaining 1% is owned by an officer of FrontierMEDEX Limited.

(44) Branch office located in Taiwan

(45) Liaison office located in Beijing.

(46) Branch office located in Hong Kong.

(47) Representative office in Beijing

(48) The remaining 26% is owned by internal and external investors.

(49) Branch office located in Hong Kong.

(50) Dental Center Serviços Odontológicos Ltda. is 65.28% owned by Seisa Serviços Integrados de Saúde Ltda. and 34.72% owned by Amil Assistência Médica Internacional S.A.

(51) Hospital AMA S.A. is 50.48% owned by Esho Empresas de Serviços Hospitalares S.A. and 49.52% owned by Seisa Serviços Integrados de Saúde Ltda.

(52) WESTMED Practice Partners LLC is 86.15% owned by Collaborative Care Holdings, LLC and 13.85% owned by external shareholders.

(53) ProHealth Medical Management, LLC is 80% owned by Collaborative Care Holdings, LLC and 20% owned by an external shareholder.

(54) PROHEALTH FITNESS OF LAKE SUCCESS, LLC IS 82.62% owned by ProHealth Medical Management, LLC and 17.38% by an external shareholder.

STATEMENT AS OF SEPTEMBER 30, 2014 OF THE Unison Health Plan of the Capital Area, Inc.

**SCHEDULE Y**  
**PART 1A - DETAIL OF INSURANCE HOLDING COMPANY SYSTEM**

| 1          | 2                               | 3                 | 4                 | 5            | 6   | 7  | 8   | 9                    | 10                               | 11  | 12   | 13   | 14   | 15 |
|------------|---------------------------------|-------------------|-------------------|--------------|-----|--|---|----------------------|----------------------------------|---|--|--|--|----|
| Group Code | Group Name                      | NAIC Company Code | Federal ID Number | Federal RSSD | CIK | Name of Securities Exchange if Publicly Traded (U.S. or International) | Names of Parent, Subsidiaries Or Affiliates           | Domiciliary Location | Relationship to Reporting Entity | Directly Controlled by (Name of Entity/Person)  | Type of Control (Ownership, Board, Management, Attorney-in-Fact, Influence, Other) | If Control is Ownership Provide Percentage | Ultimate Controlling Entity(ies)/Person(s) | *  |
|            |                                 | .0000             | 27-2624551        |              |     |  | 310 Canyon Medical, LLC                               | CA                   | NIA                              | Monarch Management Services, Inc.               | Ownership  | 100.000                                    | UnitedHealth Group Incorporated            |    |
|            |                                 | .0000             | 41-1913523        |              |     |  | ACN Group IPA of New York, Inc.                       | NY                   | NIA                              | OptumHealth Care Solutions, Inc.                | Ownership  | 100.000                                    | UnitedHealth Group Incorporated            |    |
|            |                                 | .0000             | 27-0015861        |              |     |  | ACN Group of California, Inc.                         | CA                   | IA                               | OptumHealth Care Solutions, Inc.                | Ownership  | 100.000                                    | UnitedHealth Group Incorporated            |    |
|            |                                 | .0000             | 38-3849068        |              |     |  | AHJV MSO, Inc.  | DE                   | NIA                              | AHJV, Inc.                                      | Ownership  | 100.000                                    | UnitedHealth Group Incorporated            |    |
|            |                                 | .0000             | 38-3849066        |              |     |  | AHJV, Inc.  | CA                   | NIA                              | NAMM Holdings, Inc.                             | Ownership  | 75.000                                     | UnitedHealth Group Incorporated            | 1  |
| .0707      | UnitedHealth Group Incorporated | 82406             | 35-1665915        |              |     |  | All Savers Insurance Company                          | IN                   | IA                               | Golden Rule Financial Corporation               | Ownership  | 100.000                                    | UnitedHealth Group Incorporated            |    |
|            |                                 |                   |                   |              |     |  | All Savers Life Insurance Company of California       | CA                   | IA                               | Golden Rule Financial Corporation               | Ownership  | 100.000                                    | UnitedHealth Group Incorporated            |    |
| .0707      | UnitedHealth Group Incorporated | 73130             | 35-1744596        |              |     |  | AmeriChoice Corporation                               | DE                   | UIP                              | UnitedHealth Group Incorporated                 | Ownership  | 100.000                                    | UnitedHealth Group Incorporated            |    |
|            |                                 | .0000             | 54-1743136        |              |     |  | AmeriChoice Health Services, Inc.                     | DE                   | NIA                              | AmeriChoice Corporation                         | Ownership  | 100.000                                    | UnitedHealth Group Incorporated            |    |
| .0707      | UnitedHealth Group Incorporated | 13178             | 26-2481299        |              |     |  | AmeriChoice of Connecticut, Inc.                      | CT                   | IA                               | AmeriChoice Corporation                         | Ownership  | 100.000                                    | UnitedHealth Group Incorporated            |    |
| .0707      | UnitedHealth Group Incorporated | 13168             | 26-2688274        |              |     |  | AmeriChoice of Georgia, Inc.                          | GA                   | IA                               | AmeriChoice Corporation                         | Ownership  | 100.000                                    | UnitedHealth Group Incorporated            |    |
| .0707      | UnitedHealth Group Incorporated | 95497             | 22-3368602        |              |     |  | AmeriChoice of New Jersey, Inc.                       | NJ                   | IA                               | AmeriChoice Corporation                         | Ownership  | 100.000                                    | UnitedHealth Group Incorporated            |    |
|            |                                 | .0000             | 98-1108620        |              |     |  | Amico Saúde Ltda.                                     | BRA                  | NIA                              | Polar II Fundo de Investimento em Participações | Ownership  | 99.998                                     | UnitedHealth Group Incorporated            | 2  |
|            |                                 | .0000             |                   |              |     |  | Amil Assistência Médica Internacional S.A.            | BRA                  | NIA                              | Polar II Fundo de Investimento em Participações | Ownership  | 90.230                                     | UnitedHealth Group Incorporated            | 2  |
|            |                                 | .0000             | 98-1109085        |              |     |  | Amil Clinical Research Participações Ltda.            | BRA                  | NIA                              | Amil Lifesciences Participações Ltda.           | Ownership  | 99.950                                     | UnitedHealth Group Incorporated            | 2  |
|            |                                 | .0000             | 98-1138212        |              |     |  | AMIL International S.á.r.l.                           | LUX                  | NIA                              | Amil Assistência Médica Internacional S.A.      | Ownership  | 100.000                                    | UnitedHealth Group Incorporated            |    |
|            |                                 | .0000             | 98-1110579        |              |     |  | Amil Lifesciences Participações Ltda.                 | BRA                  | NIA                              | Amil Assistência Médica Internacional S.A.      | Ownership  | 99.999                                     | UnitedHealth Group Incorporated            | 2  |
|            |                                 | .0000             | 86-0813232        |              |     |  | Arizona Physicians IPA, Inc.                          | AZ                   | IA                               | UnitedHealthcare, Inc.                          | Ownership  | 100.000                                    | UnitedHealth Group Incorporated            |    |
|            |                                 | .0000             | 90-0369702        |              |     |  | ASI Global, LLC                                       | TX                   | NIA                              | FrontierMEDEX, Inc.                             | Ownership  | 100.000                                    | UnitedHealth Group Incorporated            |    |
|            |                                 | .0000             | 47-0990056        |              |     |  | Audax Health Solutions, LLC                           | DE                   | NIA                              | Rally Health, Inc.                              | Ownership  | 100.000                                    | UnitedHealth Group Incorporated            |    |
|            |                                 | .0000             | 80-0368187        |              |     |  | Aveta Arizona, Inc.                                   | AZ                   | NIA                              | NAMM Holdings, Inc.                             | Ownership  | 100.000                                    | UnitedHealth Group Incorporated            |    |
|            |                                 | .0000             | 90-0632302        |              |     |  | Aveta Health Solutions Inc.                           | DE                   | NIA                              | NAMM Holdings, Inc.                             | Ownership  | 100.000                                    | UnitedHealth Group Incorporated            |    |
|            |                                 | .0000             | 20-4057813        |              |     |  | Aveta Inc.  | DE                   | NIA                              | Collaborative Care Holdings, LLC                | Ownership  | 100.000                                    | UnitedHealth Group Incorporated            |    |
|            |                                 | .0000             | 27-2823524        |              |     |  | Aveta Kansas City, Inc.                               | KS                   | NIA                              | NAMM Holdings, Inc.                             | Ownership  | 100.000                                    | UnitedHealth Group Incorporated            |    |
|            |                                 | .0000             | 36-4704309        |              |     |  | Aveta Tennessee, Inc.                                 | DE                   | NIA                              | NAMM Holdings, Inc.                             | Ownership  | 100.000                                    | UnitedHealth Group Incorporated            |    |
|            |                                 | .0000             | 84-1544013        |              |     |  | bConnected Software, Inc.                             | DE                   | NIA                              | Connexions, Inc.                                | Ownership  | 100.000                                    | UnitedHealth Group Incorporated            |    |
|            |                                 | .0000             | 88-0267857        |              |     |  | Behavioral Healthcare Options, Inc.                   | NV                   | NIA                              | Sierra Health Services, Inc.                    | Ownership  | 100.000                                    | UnitedHealth Group Incorporated            |    |
|            |                                 | .0000             | 98-1112673        |              |     |  | Bosque Medical Center S.A.                            | BRA                  | NIA                              | Amil Assistência Médica Internacional S.A.      | Ownership  | 73.710                                     | UnitedHealth Group Incorporated            |    |
|            |                                 | .0000             | 98-1112673        |              |     |  | Bosque Medical Center S.A.                            | BRA                  | NIA                              | Amico Saúde Ltda.                               | Ownership  | 21.210                                     | UnitedHealth Group Incorporated            |    |
|            |                                 | .0000             | 98-1112673        |              |     |  | Bosque Medical Center S.A.                            | BRA                  | NIA                              | Esho - Empresa de Serviços Hospitalares S.A.    | Ownership  | 5.080                                      | UnitedHealth Group Incorporated            |    |
|            |                                 | .0000             |                   |              |     |  | CanReg (Europe) Limited                               | JRL                  | NIA                              | OptumInsight (Canada) Inc.                      | Ownership  | 100.000                                    | UnitedHealth Group Incorporated            |    |
|            |                                 | .0000             | 20-8375685        |              |     |  | Care Improvement Plus Group Management, LLC           | MD                   | NIA                              | XLHealth Corporation                            | Ownership  | 100.000                                    | UnitedHealth Group Incorporated            |    |
| .0707      | UnitedHealth Group Incorporated | 12313             | 20-2412936        |              |     |  | Care Improvement Plus of Maryland, Inc.               | MD                   | IA                               | XLHealth Corporation                            | Ownership  | 100.000                                    | UnitedHealth Group Incorporated            |    |
| .0707      | UnitedHealth Group Incorporated | 12558             | 45-4976934        |              |     |  | Care Improvement Plus of Texas Insurance Company      | TX                   | IA                               | XLHealth Corporation                            | Ownership  | 100.000                                    | UnitedHealth Group Incorporated            |    |
|            |                                 | .0000             | 27-3536376        |              |     |  | Care Improvement Plus Practitioners, LLC              | MD                   | NIA                              | XLHealth Corporation                            | Ownership  | 100.000                                    | UnitedHealth Group Incorporated            |    |
| .0707      | UnitedHealth Group Incorporated | 12567             | 20-3888112        |              |     |  | Care Improvement Plus South Central Insurance Company | AR                   | IA                               | XLHealth Corporation                            | Ownership  | 100.000                                    | UnitedHealth Group Incorporated            |    |
| .0707      | UnitedHealth Group Incorporated | 14041             | 27-5038136        |              |     |  | Care Improvement Plus Wisconsin Insurance Company     | WI                   | IA                               | XLHealth Corporation                            | Ownership  | 100.000                                    | UnitedHealth Group Incorporated            |    |
|            |                                 | .0000             | 47-2004810        |              |     |  | Caretracker, Inc.                                     | DE                   | NIA                              | OptumInsight, Inc.                              | Ownership  | 100.000                                    | UnitedHealth Group Incorporated            |    |
|            |                                 | .0000             | 20-5807941        |              |     |  | Catalyst360, LLC                                      | DE                   | NIA                              | Optum Services, Inc.                            | Ownership  | 100.000                                    | UnitedHealth Group Incorporated            |    |

STATEMENT AS OF SEPTEMBER 30, 2014 OF THE Unison Health Plan of the Capital Area, Inc.

**SCHEDULE Y**  
**PART 1A - DETAIL OF INSURANCE HOLDING COMPANY SYSTEM**

| 1          | 2                               | 3                 | 4                 | 5            | 6   | 7  | 8  | 9                    | 10                               | 11   | 12   | 13   | 14   | 15 |
|------------|---------------------------------|-------------------|-------------------|--------------|-----|--|--|----------------------|----------------------------------|--|--|--|--|----|
| Group Code | Group Name                      | NAIC Company Code | Federal ID Number | Federal RSSD | CIK | Name of Securities Exchange if Publicly Traded (U.S. or International) | Names of Parent, Subsidiaries Or Affiliates              | Domiciliary Location | Relationship to Reporting Entity | Directly Controlled by (Name of Entity/Person) | Type of Control (Ownership, Board, Management, Attorney-in-Fact, Influence, Other) | If Control is Ownership Provide Percentage | Ultimate Controlling Entity(ies)/Person(s) | *  |
|            |                                 | .00000            | 98-1111491        |              |     |  | Cemed Care Empresa de Atendimento Clínico Geral Ltda.    | .BRA                 | .NIA                             | Amil Assistência Médica Internacional S.A.     | Ownership  | .95.220                                    | UnitedHealth Group Incorporated            |    |
|            |                                 | .00000            | 98-1111491        |              |     |  | Cemed Care Empresa de Atendimento Clínico Geral Ltda.    | .BRA                 | .NIA                             | Amico Saúde Ltda.                              | Ownership  | .4.780                                     | UnitedHealth Group Incorporated            |    |
|            |                                 | .00000            | 98-1094627        |              |     |  | ChinaGate (Hong Kong) Limited                            | .HKG                 | .NIA                             | Optum, Inc.                                    | Ownership  | .100.000                                   | UnitedHealth Group Incorporated            |    |
| .0707      | UnitedHealth Group Incorporated | .11836            | 13-4247706        |              |     |  | ChinaGate Company Limited                                | .CHN                 | .NIA                             | ChinaGate (Hong Kong) Limited                  | Ownership  | .100.000                                   | UnitedHealth Group Incorporated            |    |
|            |                                 | .00000            | 13-4247706        |              |     |  | Citrus Health Care, Inc.                                 | .FL                  | .IA                              | PHC Holdings of Florida, Inc.                  | Ownership  | .100.000                                   | UnitedHealth Group Incorporated            |    |
|            |                                 | .00000            | 56-2674371        |              |     |  | Coachella Valley Physicians of PrimeCare, Inc.           | .CA                  | .NIA                             | PrimeCare Medical Network, Inc.                | Ownership  | .100.000                                   | UnitedHealth Group Incorporated            |    |
|            |                                 | .00000            | 27-2337616        |              |     |  | Collaborative Care Holdings, LLC                         | .DE                  | .NIA                             | OptumHealth Holdings, LLC                      | Ownership  | .100.000                                   | UnitedHealth Group Incorporated            |    |
|            |                                 | .00000            | 27-2337487        |              |     |  | Collaborative Care Services, Inc.                        | .DE                  | .NIA                             | Collaborative Care Holdings, LLC               | Ownership  | .100.000                                   | UnitedHealth Group Incorporated            |    |
|            |                                 | .00000            | 27-3470466        |              |     |  | Collaborative Care Solutions, LLC                        | .DE                  | .NIA                             | Collaborative Care Services, Inc.              | Ownership  | .100.000                                   | UnitedHealth Group Incorporated            |    |
|            |                                 | .00000            | 45-2614005        |              |     |  | Collaborative Realty, LLC                                | .NY                  | .NIA                             | Collaborative Care Holdings, LLC               | Ownership  | .100.000                                   | UnitedHealth Group Incorporated            |    |
|            |                                 | .00000            | 11-3647007        |              |     |  | Comfort Care Transportation, LLC                         | .TX                  | .NIA                             | WellMed Medical Management, Inc.               | Ownership  | .100.000                                   | UnitedHealth Group Incorporated            |    |
|            |                                 | .00000            | 61-1351358        |              |     |  | Commonwealth Administrators, LLC                         | .KY                  | .NIA                             | UMR, Inc.                                      | Ownership  | .100.000                                   | UnitedHealth Group Incorporated            |    |
|            |                                 | .00000            | 20-1825933        |              |     |  | Connexions HCI, LLC                                      | .FL                  | .NIA                             | Connexions, Inc.                               | Ownership  | .100.000                                   | UnitedHealth Group Incorporated            |    |
|            |                                 | .00000            | 59-3684411        |              |     |  | Connexions, Inc.   | .FL                  | .NIA                             | OptumHealth Holdings, LLC                      | Ownership  | .100.000                                   | UnitedHealth Group Incorporated            |    |
|            |                                 | .00000            | 52-1811176        |              |     |  | DBP Services of New York IPA, Inc.                       | .NY                  | .NIA                             | Dental Benefit Providers, Inc.                 | Ownership  | .100.000                                   | UnitedHealth Group Incorporated            |    |
|            |                                 | .00000            | 52-1452809        |              |     |  | Dental Benefit Providers of California, Inc.             | .CA                  | .IA                              | Dental Benefit Providers, Inc.                 | Ownership  | .100.000                                   | UnitedHealth Group Incorporated            |    |
| .0707      | UnitedHealth Group Incorporated | .52053            | 36-4008355        |              |     |  | Dental Benefit Providers of Illinois, Inc.               | .IL                  | .IA                              | Dental Benefit Providers, Inc.                 | Ownership  | .100.000                                   | UnitedHealth Group Incorporated            |    |
|            |                                 | .00000            | 41-2014834        |              |     |  | Dental Benefit Providers, Inc.                           | .DE                  | .NIA                             | United HealthCare Services, Inc.               | Ownership  | .100.000                                   | UnitedHealth Group Incorporated            |    |
|            |                                 | .00000            |                   |              |     |  | Dental Center Serviços Odontológicos Ltda.               | .BRA                 | .NIA                             | Seisa Serviços Integrados de Saúde Ltda.       | Ownership  | .65.280                                    | UnitedHealth Group Incorporated            |    |
|            |                                 | .00000            |                   |              |     |  | Dental Center Serviços Odontológicos Ltda.               | .BRA                 | .NIA                             | Amil Assistência Médica Internacional S.A.     | Ownership  | .34.720                                    | UnitedHealth Group Incorporated            |    |
|            |                                 | .00000            | 30-0238641        |              |     |  | Distance Learning Network, Inc.                          | .DE                  | .NIA                             | OptumHealth Holdings, LLC                      | Ownership  | .100.000                                   | UnitedHealth Group Incorporated            |    |
|            |                                 | .00000            | 80-0947972        |              |     |  | DPCA, Inc.   | .DE                  | .NIA                             | UnitedHealth Group Ventures, LLC               | Ownership  | .100.000                                   | UnitedHealth Group Incorporated            |    |
|            |                                 | .00000            |                   |              |     |  | Duncan Printing Services, LLC                            | .SC                  | .NIA                             | UnitedHealthcare Insurance Company             | Ownership  | .100.000                                   | UnitedHealth Group Incorporated            |    |
|            |                                 | .00000            | 84-1162764        |              |     |  | Electronic Network Systems, Inc.                         | .DE                  | .NIA                             | OptumInsight, Inc.                             | Ownership  | .100.000                                   | UnitedHealth Group Incorporated            | 5  |
|            |                                 | .00000            | 98-1103713        |              |     |  | ELG FZE  | .ARE                 | .NIA                             | FrontierMEDEX Limited                          | Ownership  | .100.000                                   | UnitedHealth Group Incorporated            | 5  |
|            |                                 | .00000            | 98-1111172        |              |     |  | Esho – Empresa de Serviços Hospitalares S.A.             | .BRA                 | .NIA                             | Amil Assistência Médica Internacional S.A.     | Ownership  | .96.940                                    | UnitedHealth Group Incorporated            | 5  |
|            |                                 | .00000            | 98-1111172        |              |     |  | Esho – Empresa de Serviços Hospitalares S.A.             | .BRA                 | .NIA                             | Amico Saúde Ltda.                              | Ownership  | .1.947                                     | UnitedHealth Group Incorporated            | 3  |
|            |                                 | .00000            |                   |              |     |  | Etho – Empresa de Tecnologia Hospitalar Ltda.            | .BRA                 | .NIA                             | Amil Assistência Médica Internacional S.A.     | Ownership  | .50.010                                    | UnitedHealth Group Incorporated            | 4  |
|            |                                 | .00000            | 86-0964571        |              |     |  | Evercare Collaborative Solutions, Inc.                   | .DE                  | .NIA                             | Ovations, Inc.                                 | Ownership  | .100.000                                   | UnitedHealth Group Incorporated            | 6  |
|            |                                 | .00000            | 98-1111239        |              |     |  | Excellion Serviços Biomédicos S.A.                       | .BRA                 | .NIA                             | Esho – Empresa de Serviços Hospitalares S.A.   | Ownership  | .99.980                                    | UnitedHealth Group Incorporated            | 4  |
|            |                                 | .00000            | 11-3669765        |              |     |  | Executive Health Resources, Inc.                         | .PA                  | .NIA                             | OptumInsight, Inc.                             | Ownership  | .100.000                                   | UnitedHealth Group Incorporated            |    |
|            |                                 | .00000            |                   |              |     |  | Exploration for Mine Clearance LLC                       | .JRO                 | .NIA                             | FrontierMEDEX Limited                          | Ownership  | .100.000                                   | UnitedHealth Group Incorporated            |    |
|            |                                 | .00000            | 98-1113428        |              |     |  | Exploration Logistics B.C. Ltd.                          | .CAN                 | .NIA                             | FrontierMEDEX Canada Limited                   | Ownership  | .100.000                                   | UnitedHealth Group Incorporated            |    |
|            |                                 | .00000            | 98-1101521        |              |     |  | Exploration Logistics Group for Medical Services PLC LTD | .JRO                 | .NIA                             | FrontierMEDEX Limited                          | Ownership  | .100.000                                   | UnitedHealth Group Incorporated            |    |
|            |                                 | .00000            | 88-0223385        |              |     |  | Family Health Care Services                              | .NV                  | .NIA                             | Sierra Health Services, Inc.                   | Ownership  | .100.000                                   | UnitedHealth Group Incorporated            |    |
|            |                                 | .00000            | 88-0257036        |              |     |  | Family Home Hospice, Inc.                                | .NV                  | .NIA                             | Sierra Health Services, Inc.                   | Ownership  | .100.000                                   | UnitedHealth Group Incorporated            |    |
|            |                                 | .00000            | 35-2456267        |              |     |  | FMG Holdings, LLC  | .DE                  | .NIA                             | UnitedHealth Group Incorporated                | Ownership  | .100.000                                   | UnitedHealth Group Incorporated            |    |
|            |                                 | .00000            | 86-0908902        |              |     |  | FOR HEALTH OF ARIZONA, INC.                              | .AZ                  | .NIA                             | For Health, Inc.                               | Ownership  | .100.000                                   | UnitedHealth Group Incorporated            |    |
|            |                                 | .00000            | 33-0766617        |              |     |  | For Health, Inc.   | .DE                  | .NIA                             | Inspiris, Inc.                                 | Ownership  | .100.000                                   | UnitedHealth Group Incorporated            |    |

STATEMENT AS OF SEPTEMBER 30, 2014 OF THE Unison Health Plan of the Capital Area, Inc.

**SCHEDULE Y**  
**PART 1A - DETAIL OF INSURANCE HOLDING COMPANY SYSTEM**

| 1          | 2                               | 3                 | 4                 | 5            | 6   | 7  | 8   | 9                    | 10                               | 11   | 12   | 13   | 14   | 15 |
|------------|---------------------------------|-------------------|-------------------|--------------|-----|--|---|----------------------|----------------------------------|--|--|--|--|----|
| Group Code | Group Name                      | NAIC Company Code | Federal ID Number | Federal RSSD | CIK | Name of Securities Exchange if Publicly Traded (U.S. or International) | Names of Parent, Subsidiaries Or Affiliates             | Domiciliary Location | Relationship to Reporting Entity | Directly Controlled by (Name of Entity/Person)   | Type of Control (Ownership, Board, Management, Attorney-in-Fact, Influence, Other) | If Control is Ownership Provide Percentage | Ultimate Controlling Entity(ies)/Person(s) | *  |
|            |                                 | .00000            |                   |              |     |  | Frontier Medex Tanzania Limited                         | .TZA                 | .NIA                             | FrontierMEDEX Limited                            | Ownership  | .99.000                                    | UnitedHealth Group Incorporated            | 2  |
|            |                                 | .00000            | 68-0679514        |              |     |  | FrontierMEDEX (RMS), Inc.                               | .DE                  | .NIA                             | FMG Holdings, LLC                                | Ownership  | .100.000                                   | UnitedHealth Group Incorporated            |    |
|            |                                 | .00000            | 98-1103497        |              |     |  | FrontierMEDEX Canada Holdings Ltd.                      | .CAN                 | .NIA                             | UnitedHealthcare International I B.V.            | Ownership  | .100.000                                   | UnitedHealth Group Incorporated            |    |
|            |                                 | .00000            | 98-1104429        |              |     |  | FrontierMEDEX Canada Limited                            | .CAN                 | .NIA                             | FrontierMEDEX Canada Holdings Ltd.               | Ownership  | .100.000                                   | UnitedHealth Group Incorporated            |    |
|            |                                 | .00000            | 45-5339512        |              |     |  | FrontierMEDEX Government Services, LLC                  | .DE                  | .NIA                             | FMG Holdings, LLC                                | Ownership  | .100.000                                   | UnitedHealth Group Incorporated            |    |
|            |                                 | .00000            | 98-1147103        |              |     |  | FrontierMedex Kenya Limited                             | .KEN                 | .NIA                             | FrontierMEDEX Limited                            | Ownership  | .99.900                                    | UnitedHealth Group Incorporated            |    |
|            |                                 | .00000            | 98-1147103        |              |     |  | FrontierMedex Kenya Limited                             | .KEN                 | .NIA                             | UnitedHealthcare International I B.V.            | Ownership  | .0.100                                     | UnitedHealth Group Incorporated            |    |
|            |                                 | .00000            |                   |              |     |  | FrontierMEDEX Limited                                   | .GBR                 | .NIA                             | UnitedHealthcare International I B.V.            | Ownership  | .100.000                                   | UnitedHealth Group Incorporated            |    |
|            |                                 | .00000            | 33-1219808        |              |     |  | FrontierMEDEX US, Inc.                                  | .DE                  | .NIA                             | FMG Holdings, LLC                                | Ownership  | .100.000                                   | UnitedHealth Group Incorporated            |    |
|            |                                 | .00000            | 52-2230470        |              |     |  | FrontierMEDEX, Inc.                                     | .MN                  | .NIA                             | FrontierMEDEX US, Inc.                           | Ownership  | .100.000                                   | UnitedHealth Group Incorporated            |    |
|            |                                 | .00000            | 37-0855360        |              |     |  | Golden Rule Financial Corporation                       | .DE                  | .NIA                             | UnitedHealth Group Incorporated                  | Ownership  | .100.000                                   | UnitedHealth Group Incorporated            |    |
| .0707      | UnitedHealth Group Incorporated | .62286            | 37-6028756        | 3057283      |     |  | Golden Rule Insurance Company                           | .IN                  | .IA                              | Golden Rule Financial Corporation                | Ownership  | .100.000                                   | UnitedHealth Group Incorporated            |    |
|            |                                 | .00000            | 98-0213198        |              |     |  | H&W Indemnity (SPC), Ltd.                               | .CYM                 | .NIA                             | UnitedHealth Group Incorporated                  | Ownership  | .100.000                                   | UnitedHealth Group Incorporated            |    |
| .0707      | UnitedHealth Group Incorporated | .43893            | 13-3584296        |              |     |  | Health Net Insurance of New York, Inc.                  | .NY                  | .IA                              | Oxford Health Plans LLC                          | Ownership  | .100.000                                   | UnitedHealth Group Incorporated            |    |
|            |                                 | .00000            | 98-0153069        |              |     |  | Health Net Services (Bermuda) Ltd.                      | .BMU                 | .NIA                             | Oxford Health Plans LLC                          | Ownership  | .100.000                                   | UnitedHealth Group Incorporated            |    |
| .0707      | UnitedHealth Group Incorporated | .96342            | 88-0201035        |              |     |  | Health Plan of Nevada, Inc.                             | .NV                  | .IA                              | Sierra Health Services, Inc.                     | Ownership  | .100.000                                   | UnitedHealth Group Incorporated            |    |
|            |                                 | .00000            | 98-1098167        |              |     |  | Health Technology Analysts Pty Limited                  | .AUS                 | .NIA                             | OptumInsight, Inc.                               | Ownership  | .100.000                                   | UnitedHealth Group Incorporated            |    |
|            |                                 | .00000            | 95-4763349        |              |     |  | HealthAllies, Inc.                                      | .DE                  | .NIA                             | OptumHealth Holdings, LLC                        | Ownership  | .100.000                                   | UnitedHealth Group Incorporated            |    |
|            |                                 | .00000            | 20-8910978        |              |     |  | Hospice Inspiris Holdings, Inc.                         | .TN                  | .NIA                             | Inspiris, Inc.                                   | Ownership  | .100.000                                   | UnitedHealth Group Incorporated            |    |
|            |                                 | .00000            | 98-1111920        |              |     |  | Hospital Alvorada de Taguatinga Ltda.                   | .BRA                 | .NIA                             | Amil Assistência Médica Internacional S.A.       | Ownership  | .99.990                                    | UnitedHealth Group Incorporated            | 2  |
|            |                                 | .00000            |                   |              |     |  | Hospital AMA S.A.                                       | .BRA                 | .NIA                             | Seisa Serviços Integrados de Saúde Ltda.         | Ownership  | .55.000                                    | UnitedHealth Group Incorporated            |    |
|            |                                 | .00000            |                   |              |     |  | Hospital AMA S.A.                                       | .BRA                 | .NIA                             | Esho - Empresa de Serviços Hospitalares S.A.     | Ownership  | .45.000                                    | UnitedHealth Group Incorporated            |    |
|            |                                 | .00000            |                   |              |     |  | Hospital Carlos Chagas S.A.                             | .BRA                 | .NIA                             | Esho - Empresa de Serviços Hospitalares S.A.     | Ownership  | .100.000                                   | UnitedHealth Group Incorporated            |    |
|            |                                 | .00000            | 98-1138570        |              |     |  | HPP - Hospitais Privados de Portugal, SGPS, S.A.        | .PRT                 | .NIA                             | Amil Internacional S.á.r.l.                      | Ownership  | .100.000                                   | UnitedHealth Group Incorporated            |    |
|            |                                 | .00000            | 98-1139095        |              |     |  | HPP A.C.E.  | .PRT                 | .NIA                             | HPP - Hospitais Privados de Portugal, SGPS, S.A. | Ownership  | .70.000                                    | UnitedHealth Group Incorporated            |    |
|            |                                 | .00000            | 98-1139095        |              |     |  | HPP A.C.E.  | .PRT                 | .NIA                             | HPP Viseu, S.A.                                  | Ownership  | .6.000                                     | UnitedHealth Group Incorporated            |    |
|            |                                 | .00000            | 98-1139095        |              |     |  | HPP A.C.E.  | .PRT                 | .NIA                             | HPP Saúde - Parcerias Cascais, S.A.              | Ownership  | .6.000                                     | UnitedHealth Group Incorporated            |    |
|            |                                 | .00000            | 98-1139095        |              |     |  | HPP A.C.E.  | .PRT                 | .NIA                             | HPP Algarve, S.A.                                | Ownership  | .6.000                                     | UnitedHealth Group Incorporated            |    |
|            |                                 | .00000            | 98-1139095        |              |     |  | HPP A.C.E.  | .PRT                 | .NIA                             | HPP Boavista, S.A.                               | Ownership  | .6.000                                     | UnitedHealth Group Incorporated            |    |
|            |                                 | .00000            | 98-1139095        |              |     |  | HPP A.C.E.  | .PRT                 | .NIA                             | HPP Lusiadas, S.A.                               | Ownership  | .6.000                                     | UnitedHealth Group Incorporated            |    |
|            |                                 | .00000            | 98-1138873        |              |     |  | HPP Algarve, S.A.                                       | .PRT                 | .NIA                             | HPP - Hospitais Privados de Portugal, SGPS, S.A. | Ownership  | .100.000                                   | UnitedHealth Group Incorporated            |    |
|            |                                 | .00000            | 98-1138203        |              |     |  | HPP Boavista, S.A.                                      | .PRT                 | .NIA                             | HPP - Hospitais Privados de Portugal, SGPS, S.A. | Ownership  | .100.000                                   | UnitedHealth Group Incorporated            |    |
|            |                                 | .00000            | 98-1139089        |              |     |  | HPP Lusiadas, S.A.                                      | .PRT                 | .NIA                             | HPP - Hospitais Privados de Portugal, SGPS, S.A. | Ownership  | .100.000                                   | UnitedHealth Group Incorporated            |    |
|            |                                 | .00000            | 98-1137620        |              |     |  | HPP Saúde - Parcerias Cascais, S.A.                     | .PRT                 | .NIA                             | HPP - Hospitais Privados de Portugal, SGPS, S.A. | Ownership  | .100.000                                   | UnitedHealth Group Incorporated            |    |
|            |                                 | .00000            | 98-1139169        |              |     |  | HPP Viseu, S.A.   | .PRT                 | .NIA                             | HPP - Hospitais Privados de Portugal, SGPS, S.A. | Ownership  | .65.000                                    | UnitedHealth Group Incorporated            | 1  |
|            |                                 | .00000            | 26-2912304        |              |     |  | Humedica, Inc.  | .DE                  | .NIA                             | United HealthCare Services, Inc.                 | Ownership  | .100.000                                   | UnitedHealth Group Incorporated            |    |
|            |                                 | .00000            | 36-4331825        |              |     |  | Hygeia Corporation                                      | .DE                  | .NIA                             | UnitedHealth International, Inc.                 | Ownership  | .100.000                                   | UnitedHealth Group Incorporated            |    |
|            |                                 | .00000            | 98-1099968        |              |     |  | Hygeia Corporation (Ontario)                            | .CAN                 | .NIA                             | UnitedHealth Group International L.P.            | Ownership  | .100.000                                   | UnitedHealth Group Incorporated            |    |
|            |                                 | .00000            |                   |              |     |  | Imed Star - Serviços de Desempenho Organizacional Ltda. | .BRA                 | .NIA                             | Amil Assistência Médica Internacional S.A.       | Ownership  | .99.920                                    | UnitedHealth Group Incorporated            |    |

162



STATEMENT AS OF SEPTEMBER 30, 2014 OF THE Unison Health Plan of the Capital Area, Inc.

**SCHEDULE Y**  
**PART 1A - DETAIL OF INSURANCE HOLDING COMPANY SYSTEM**

| 1          | 2                               | 3                 | 4                 | 5            | 6   | 7  | 8   | 9                    | 10                               | 11   | 12   | 13   | 14   | 15 |
|------------|---------------------------------|-------------------|-------------------|--------------|-----|--|---|----------------------|----------------------------------|--|--|--|--|----|
| Group Code | Group Name                      | NAIC Company Code | Federal ID Number | Federal RSSD | CIK | Name of Securities Exchange if Publicly Traded (U.S. or International) | Names of Parent, Subsidiaries Or Affiliates             | Domiciliary Location | Relationship to Reporting Entity | Directly Controlled by (Name of Entity/Person)     | Type of Control (Ownership, Board, Management, Attorney-in-Fact, Influence, Other) | If Control is Ownership Provide Percentage | Ultimate Controlling Entity(ies)/Person(s) | *  |
|            |                                 | .0000             |                   |              |     |  | Imed Star – Serviços de Desempenho Organizacional Ltda. | .BRA                 | .NIA                             | Amico Saúde Ltda.                                  | Ownership  | 100.000                                    | UnitedHealth Group Incorporated            |    |
|            |                                 | .0000             | 98-1094872        |              |     |  | Ingenix Innovus (Netherlands) B.V.                      | .NLD                 | .NIA                             | Optum, Inc.  | Ownership  | 100.000                                    | UnitedHealth Group Incorporated            |    |
|            |                                 | .0000             | 62-1641102        |              |     |  | Ingram & Associates, LLC                                | .TN                  | .NIA                             | Optum360, LLC                                      | Ownership  | 100.000                                    | UnitedHealth Group Incorporated            |    |
|            |                                 | .0000             | 13-4138668        |              |     |  | INSPIRIS of New York IPA, Inc.                          | .NY                  | .NIA                             | Inspiris, Inc.                                     | Ownership  | 100.000                                    | UnitedHealth Group Incorporated            |    |
|            |                                 | .0000             | 13-4138665        |              |     |  | INSPIRIS of New York Management, Inc.                   | .NY                  | .NIA                             | Inspiris, Inc.                                     | Ownership  | 100.000                                    | UnitedHealth Group Incorporated            |    |
|            |                                 | .0000             | 20-5355196        |              |     |  | Inspiris of Tennessee, Inc.                             | .TN                  | .NIA                             | Inspiris, Inc.                                     | Ownership  | 100.000                                    | UnitedHealth Group Incorporated            |    |
|            |                                 | .0000             | 26-2885572        |              |     |  | INSPIRIS of Texas Physician Group                       | .TX                  | .NIA                             | Inspiris Services Company                          | Ownership  | 100.000                                    | UnitedHealth Group Incorporated            |    |
|            |                                 | .0000             | 26-0683057        |              |     |  | Inspiris Services Company                               | .TN                  | .NIA                             | Inspiris, Inc.                                     | Ownership  | 100.000                                    | UnitedHealth Group Incorporated            |    |
|            |                                 | .0000             | 33-0766366        |              |     |  | Inspiris, Inc.  | .DE                  | .NIA                             | Collaborative Care Holdings, LLC                   | Ownership  | 100.000                                    | UnitedHealth Group Incorporated            |    |
|            |                                 | .0000             | 98-1097022        |              |     |  | International Psychological Services Pty Limited        | .AUS                 | .NIA                             | Optum Health & Technology (Australia) Pty Ltd      | Ownership  | 100.000                                    | UnitedHealth Group Incorporated            |    |
|            |                                 | .0000             | 32-0409538        |              |     |  | Lifeprint Accountable Care Organization, LLC            | .DE                  | .NIA                             | Collaborative Care Holdings, LLC                   | Ownership  | 100.000                                    | UnitedHealth Group Incorporated            |    |
|            |                                 | .0000             | 45-3143218        |              |     |  | Lifeprint East, Inc.                                    | .DE                  | .NIA                             | Collaborative Care Holdings, LLC                   | Ownership  | 100.000                                    | UnitedHealth Group Incorporated            |    |
|            |                                 | .0000             | 27-2309024        |              |     |  | LifePrint Health, Inc.                                  | .DE                  | .NIA                             | Collaborative Care Holdings, LLC                   | Ownership  | 100.000                                    | UnitedHealth Group Incorporated            |    |
|            |                                 | .0000             | 39-1974851        |              |     |  | Logistics Health, Inc.                                  | .WI                  | .NIA                             | OptumHealth Holdings, LLC                          | Ownership  | 100.000                                    | UnitedHealth Group Incorporated            |    |
|            |                                 | .0000             | 52-2129787        |              |     |  | MAMSI Insurance Resources, LLC                          | .MD                  | .NIA                             | OneNet PPO, LLC                                    | Ownership  | 100.000                                    | UnitedHealth Group Incorporated            |    |
| .0707      | UnitedHealth Group Incorporated | .60321            | 52-1803283        |              |     |  | MAMSI Life and Health Insurance Company                 | .MD                  | .IA                              | United HealthCare Services, Inc.                   | Ownership  | 100.000                                    | UnitedHealth Group Incorporated            |    |
|            |                                 | .0000             | 14-1782475        |              |     |  | Managed Physical Network, Inc.                          | .NY                  | .NIA                             | OptumHealth Care Solutions, Inc.                   | Ownership  | 100.000                                    | UnitedHealth Group Incorporated            |    |
|            |                                 | .0000             | 42-1741594        |              |     |  | MD Ops, Inc.  | .CA                  | .NIA                             | North American Medical Management California, Inc. | Ownership  | 100.000                                    | UnitedHealth Group Incorporated            |    |
| .0707      | UnitedHealth Group Incorporated | .96310            | 52-1169135        |              |     |  | MD-Individual Practice Association, Inc.                | .MD                  | .IA                              | United HealthCare Services, Inc.                   | Ownership  | 100.000                                    | UnitedHealth Group Incorporated            |    |
|            |                                 | .0000             | 52-2178531        |              |     |  | MEDEX Insurance Services, Inc.                          | .MD                  | .NIA                             | FrontierMEDEX, Inc.                                | Ownership  | 100.000                                    | UnitedHealth Group Incorporated            |    |
| .0707      | UnitedHealth Group Incorporated | .12756            | 20-3391186        |              |     |  | Medica Health Plans of Florida, Inc.                    | .FL                  | .IA                              | United HealthCare Services, Inc.                   | Ownership  | 100.000                                    | UnitedHealth Group Incorporated            |    |
| .0707      | UnitedHealth Group Incorporated | .12155            | 01-0788576        |              |     |  | Medica HealthCare Plans, Inc.                           | .FL                  | .IA                              | United HealthCare Services, Inc.                   | Ownership  | 100.000                                    | UnitedHealth Group Incorporated            |    |
|            |                                 | .0000             | 26-4808018        |              |     |  | Medical Preparatory School of Allied Health, LLC        | .TX                  | .NIA                             | WellMed Medical Management, Inc.                   | Ownership  | 100.000                                    | UnitedHealth Group Incorporated            |    |
|            |                                 | .0000             | 32-0037402        |              |     |  | Medical Transportation Services, LLC                    | .FL                  | .NIA                             | United HealthCare Services, Inc.                   | Ownership  | 100.000                                    | UnitedHealth Group Incorporated            |    |
|            |                                 | .0000             | 27-2252446        |              |     |  | MHC Real Estate Holdings, LLC                           | .CA                  | .NIA                             | Monarch Management Services, Inc.                  | Ownership  | 100.000                                    | UnitedHealth Group Incorporated            |    |
| .0707      | UnitedHealth Group Incorporated | .79480            | 35-1279304        |              |     |  | Midwest Security Life Insurance Company                 | .WI                  | .IA                              | UnitedHealthcare, Inc.                             | Ownership  | 100.000                                    | UnitedHealth Group Incorporated            |    |
|            |                                 | .0000             | 46-2881462        |              |     |  | Minnesota Waypoint Physical Therapy, Inc.               | .DE                  | .NIA                             | Orthology, Inc.                                    | Ownership  | 100.000                                    | UnitedHealth Group Incorporated            |    |
|            |                                 | .0000             | 46-3949765        |              |     |  | MN Waypoint Sports Physical Therapy, Inc.               | .DE                  | .NIA                             | Orthology, Inc.                                    | Ownership  | 100.000                                    | UnitedHealth Group Incorporated            |    |
|            |                                 | .0000             | 27-1799346        |              |     |  | Monarch Financial Services, LLC                         | .CA                  | .NIA                             | Monarch Management Services, Inc.                  | Ownership  | 100.000                                    | UnitedHealth Group Incorporated            |    |
|            |                                 | .0000             | 45-3142852        |              |     |  | Monarch Management Services, Inc.                       | .DE                  | .NIA                             | Collaborative Care Holdings, LLC                   | Ownership  | 100.000                                    | UnitedHealth Group Incorporated            |    |
|            |                                 | .0000             | 47-1935798        |              |     |  | Mustang Razorback Holdings, Inc.                        | .DE                  | .NIA                             | OptumInsight, Inc.                                 | Ownership  | 100.000                                    | UnitedHealth Group Incorporated            |    |
|            |                                 | .0000             | 36-4794455        |              |     |  | Mustang Razorback Merger Sub, Inc.                      | .DE                  | .NIA                             | Mustang Razorback Holdings, Inc.                   | Ownership  | 100.000                                    | UnitedHealth Group Incorporated            |    |
|            |                                 | .0000             | 20-3236839        |              |     |  | NAAM Holdings, Inc.                                     | .DE                  | .NIA                             | Aveta Inc.   | Ownership  | 100.000                                    | UnitedHealth Group Incorporated            |    |
| .0707      | UnitedHealth Group Incorporated | .95251            | 76-0196559        |              |     |  | National Pacific Dental, Inc.                           | .TX                  | .IA                              | Dental Benefit Providers, Inc.                     | Ownership  | 100.000                                    | UnitedHealth Group Incorporated            |    |
| .0707      | UnitedHealth Group Incorporated | .95123            | 65-0996107        |              |     |  | Neighborhood Health Partnership, Inc.                   | .FL                  | .IA                              | UnitedHealthcare, Inc.                             | Ownership  | 100.000                                    | UnitedHealth Group Incorporated            |    |
|            |                                 | .0000             | 20-4755277        |              |     |  | Netwerkes, LLC  | .TN                  | .NIA                             | Payment Resolution Services, LLC                   | Ownership  | 100.000                                    | UnitedHealth Group Incorporated            |    |
|            |                                 | .0000             | 46-3584152        |              |     |  | Nevada Medical Services LLC                             | .NV                  | .NIA                             | Collaborative Care Services, Inc.                  | Ownership  | 100.000                                    | UnitedHealth Group Incorporated            |    |
| .0707      | UnitedHealth Group Incorporated | .95758            | 88-0228572        |              |     |  | Nevada Pacific Dental                                   | .NV                  | .IA                              | Dental Benefit Providers, Inc.                     | Ownership  | 100.000                                    | UnitedHealth Group Incorporated            |    |
|            |                                 | .0000             | 36-3984647        |              |     |  | North American Medical Management - Illinois, Inc.      | .IL                  | .NIA                             | NAAM Holdings, Inc.                                | Ownership  | 100.000                                    | UnitedHealth Group Incorporated            |    |
|            |                                 | .0000             | 33-0673955        |              |     |  | North American Medical Management California, Inc.      | .TN                  | .NIA                             | NAAM Holdings, Inc.                                | Ownership  | 100.000                                    | UnitedHealth Group Incorporated            |    |
|            |                                 | .0000             | 88-0245121        |              |     |  | Northern Nevada Health Network, Inc.                    | .NV                  | .NIA                             | Sierra Health Services, Inc.                       | Ownership  | 100.000                                    | UnitedHealth Group Incorporated            |    |
|            |                                 | .0000             | 52-2129786        |              |     |  | OneNet PPO, LLC   | .MD                  | .NIA                             | UnitedHealthcare Insurance Company                 | Ownership  | 100.000                                    | UnitedHealth Group Incorporated            |    |
| .0707      | UnitedHealth Group Incorporated | .96940            | 52-1518174        |              |     |  | Optimum Choice, Inc.                                    | .MD                  | .IA                              | United HealthCare Services, Inc.                   | Ownership  | 100.000                                    | UnitedHealth Group Incorporated            |    |
|            |                                 | .0000             | 98-1101842        |              |     |  | Optum (Argentina) SRL                                   | .ARG                 | .NIA                             | Ingenix Innovus (Netherlands) B.V.                 | Ownership  | 90.000                                     | UnitedHealth Group Incorporated            |    |

163

STATEMENT AS OF SEPTEMBER 30, 2014 OF THE Unison Health Plan of the Capital Area, Inc.

**SCHEDULE Y**  
**PART 1A - DETAIL OF INSURANCE HOLDING COMPANY SYSTEM**

| 1          | 2          | 3                 | 4                 | 5            | 6   | 7  | 8   | 9                    | 10                               | 11   | 12   | 13   | 14   | 15 |
|------------|------------|-------------------|-------------------|--------------|-----|--|---|----------------------|----------------------------------|--|--|--|--|----|
| Group Code | Group Name | NAIC Company Code | Federal ID Number | Federal RSSD | CIK | Name of Securities Exchange if Publicly Traded (U.S. or International) | Names of Parent, Subsidiaries Or Affiliates             | Domiciliary Location | Relationship to Reporting Entity | Directly Controlled by (Name of Entity/Person) | Type of Control (Ownership, Board, Management, Attorney-in-Fact, Influence, Other) | If Control is Ownership Provide Percentage | Ultimate Controlling Entity(ies)/Person(s) | *  |
|            |            | .00000            | 98-1101842        |              |     |  | Optum (Argentina) SRL                                   | ARG                  | NIA                              | Optum UK Solutions Group Limited               | Ownership  | 10.000                                     | UnitedHealth Group Incorporated            |    |
|            |            | .00000            | 90-1105114        |              |     |  | Optum (France) SAS                                      | FRA                  | NIA                              | Ingenix Innovus (Netherlands) B.V.             | Ownership  | 100.000                                    | UnitedHealth Group Incorporated            |    |
|            |            | .00000            | 98-1104898        |              |     |  | Optum (Spain), S.A.U.                                   | ESP                  | NIA                              | Ingenix Innovus (Netherlands) B.V.             | Ownership  | 100.000                                    | UnitedHealth Group Incorporated            |    |
|            |            | .00000            | 47-0858534        | 3202702      |     |  | Optum Bank, Inc.  | UT                   | NIA                              | OptumHealth Financial Services, Inc.           | Ownership  | 100.000                                    | UnitedHealth Group Incorporated            |    |
|            |            | .00000            | 36-3437660        |              |     |  | Optum Biometrics, Inc.                                  | IL                   | NIA                              | OptumHealth Care Solutions, Inc.               | Ownership  | 100.000                                    | UnitedHealth Group Incorporated            |    |
|            |            | .00000            | 45-3142512        |              |     |  | Optum Clinical Services, Inc.                           | DE                   | NIA                              | Collaborative Care Holdings, LLC               | Ownership  | 100.000                                    | UnitedHealth Group Incorporated            |    |
|            |            | .00000            | 36-4375169        | 3886791      |     |  | Optum Clinical Solutions, Inc.                          | DE                   | NIA                              | OptumInsight, Inc.                             | Ownership  | 100.000                                    | UnitedHealth Group Incorporated            |    |
|            |            | .00000            | 98-1094849        |              |     |  | Optum Clinical Solutions, Ltd.                          | GBR                  | NIA                              | Optum Clinical Solutions, Inc.                 | Ownership  | 100.000                                    | UnitedHealth Group Incorporated            |    |
|            |            | .00000            |                   |              |     |  | Optum Global Solutions International B.V.               | NLD                  | NIA                              | Optum Global Solutions, Inc.                   | Ownership  | 100.000                                    | UnitedHealth Group Incorporated            |    |
|            |            | .00000            | 46-5713629        |              |     |  | Optum Global Solutions, Inc.                            | DE                   | NIA                              | United HealthCare Services, Inc.               | Ownership  | 100.000                                    | UnitedHealth Group Incorporated            |    |
|            |            | .00000            | 04-3574101        |              |     |  | Optum Government Solutions, Inc.                        | DE                   | NIA                              | OptumInsight, Inc.                             | Ownership  | 100.000                                    | UnitedHealth Group Incorporated            |    |
|            |            | .00000            |                   |              |     |  | Optum Health & Technology (Australia) Pty Ltd           | AUS                  | NIA                              | Optum Health & Technology (UK) Limited         | Ownership  | 100.000                                    | UnitedHealth Group Incorporated            |    |
|            |            | .00000            |                   |              |     |  | Optum Health & Technology (Singapore) Pte. Ltd.         | SGP                  | NIA                              | OptumHealth International B.V.                 | Ownership  | 100.000                                    | UnitedHealth Group Incorporated            |    |
|            |            | .00000            | 98-1095879        |              |     |  | Optum Health & Technology (UK) Limited                  | GBR                  | NIA                              | Optum Health & Technology Holdings (US), LLC   | Ownership  | 100.000                                    | UnitedHealth Group Incorporated            |    |
|            |            | .00000            | 20-2149493        |              |     |  | Optum Health & Technology (US), LLC                     | MO                   | NIA                              | United Behavioral Health                       | Ownership  | 100.000                                    | UnitedHealth Group Incorporated            |    |
|            |            | .00000            | 43-1747235        |              |     |  | Optum Health & Technology Holdings (US), LLC            | MO                   | NIA                              | Optum, Inc.                                    | Ownership  | 100.000                                    | UnitedHealth Group Incorporated            |    |
|            |            | .00000            | 98-1184561        |              |     |  | Optum Health & Technology Serviços Do Brasil Ltda.      | BRA                  | NIA                              | OptumHealth International B.V.                 | Ownership  | 99.000                                     | UnitedHealth Group Incorporated            |    |
|            |            | .00000            | 98-1184561        |              |     |  | Optum Health & Technology Serviços Do Brasil Ltda.      | BRA                  | NIA                              | OptumInsight, Inc.                             | Ownership  | 1.000                                      | UnitedHealth Group Incorporated            |    |
|            |            | .00000            | 98-1097921        |              |     |  | Optum Health Services (Canada) Ltd.                     | CAN                  | NIA                              | Optum Health & Technology Holdings (US), LLC   | Ownership  | 100.000                                    | UnitedHealth Group Incorporated            |    |
|            |            | .00000            | 46-4734521        |              |     |  | Optum Labs Dimensions, Inc.                             | DE                   | NIA                              | Optum Labs, Inc.                               | Ownership  | 100.000                                    | UnitedHealth Group Incorporated            |    |
|            |            | .00000            | 46-1615964        |              |     |  | Optum Labs, Inc.  | DE                   | NIA                              | Optum, Inc.                                    | Ownership  | 100.000                                    | UnitedHealth Group Incorporated            |    |
|            |            | .00000            | 47-2003312        |              |     |  | Optum Late Phase Services, Inc.                         | DE                   | NIA                              | OptumInsight Life Sciences, Inc.               | Ownership  | 100.000                                    | UnitedHealth Group Incorporated            |    |
|            |            | .00000            | 98-1184330        |              |     |  | Optum Life Sciences (UK) Limited                        | GBR                  | NIA                              | ScriptSwitch Limited                           | Ownership  | 100.000                                    | UnitedHealth Group Incorporated            |    |
|            |            | .00000            | 90-1001805        |              |     |  | Optum Nevada Accountable Care Organization LLC          | DE                   | NIA                              | Collaborative Care Holdings, LLC               | Ownership  | 100.000                                    | UnitedHealth Group Incorporated            |    |
|            |            | .00000            | 20-8911466        |              |     |  | Optum Palliative and Hospice Care of Pennsylvania, Inc. | TN                   | NIA                              | Hospice Inspiris Holdings, Inc.                | Ownership  | 100.000                                    | UnitedHealth Group Incorporated            |    |
|            |            | .00000            | 20-8911303        |              |     |  | Optum Palliative and Hospice Care of Texas, Inc.        | TN                   | NIA                              | Hospice Inspiris Holdings, Inc.                | Ownership  | 100.000                                    | UnitedHealth Group Incorporated            |    |
|            |            | .00000            | 30-0226127        |              |     |  | Optum Palliative and Hospice Care, Inc.                 | DE                   | NIA                              | Collaborative Care Holdings, LLC               | Ownership  | 100.000                                    | UnitedHealth Group Incorporated            |    |
|            |            | .00000            | 20-4581265        |              |     |  | Optum Public Sector Solutions, Inc.                     | DE                   | NIA                              | OptumInsight, Inc.                             | Ownership  | 100.000                                    | UnitedHealth Group Incorporated            |    |
|            |            | .00000            | 46-3328009        |              |     |  | Optum Rocket, Inc.                                      | DE                   | NIA                              | Optum Clinical Solutions, Inc.                 | Ownership  | 100.000                                    | UnitedHealth Group Incorporated            |    |
|            |            | .00000            | 45-4683454        |              |     |  | Optum Services, Inc.                                    | DE                   | NIA                              | Optum, Inc.                                    | Ownership  | 100.000                                    | UnitedHealth Group Incorporated            |    |
|            |            | .00000            | 98-1147355        |              |     |  | Optum Solutions & Services Limited                      | GBR                  | NIA                              | Optum UK Solutions Group Limited               | Ownership  | 100.000                                    | UnitedHealth Group Incorporated            |    |
|            |            | .00000            | 98-0644599        |              |     |  | Optum Solutions UK Holdings Limited                     | GBR                  | NIA                              | Optum, Inc.                                    | Ownership  | 100.000                                    | UnitedHealth Group Incorporated            | 6  |
|            |            | .00000            | 98-1097769        |              |     |  | Optum UK Solutions Group Limited                        | GBR                  | NIA                              | Optum Solutions UK Holdings Limited            | Ownership  | 100.000                                    | UnitedHealth Group Incorporated            | 6  |
|            |            | .00000            | 30-0580620        | 3119994      |     |  | Optum, Inc.   | DE                   | NIA                              | United HealthCare Services, Inc.               | Ownership  | 100.000                                    | UnitedHealth Group Incorporated            |    |
|            |            | .00000            | 46-3983926        |              |     |  | Optum360 Services, Inc.                                 | DE                   | NIA                              | Optum Rocket, Inc.                             | Ownership  | 75.000                                     | UnitedHealth Group Incorporated            | 4  |
|            |            | .00000            | 46-3328307        |              |     |  | Optum360, LLC   | DE                   | NIA                              | Optum Rocket, Inc.                             | Ownership  | 75.000                                     | UnitedHealth Group Incorporated            | 4  |
|            |            | .00000            | 41-1591944        |              |     |  | OptumHealth Care Solutions, Inc.                        | MN                   | NIA                              | OptumHealth Holdings, LLC                      | Ownership  | 100.000                                    | UnitedHealth Group Incorporated            |    |
|            |            | .00000            | 47-0858530        |              |     |  | OptumHealth Financial Services, Inc.                    | DE                   | NIA                              | OptumHealth Holdings, LLC                      | Ownership  | 100.000                                    | UnitedHealth Group Incorporated            |    |
|            |            | .00000            | 47-1192395        |              |     |  | OptumHealth Holdings, LLC                               | DE                   | NIA                              | Optum, Inc.                                    | Ownership  | 100.000                                    | UnitedHealth Group Incorporated            |    |
|            |            | .00000            | 98-1106868        |              |     |  | OptumHealth International B.V.                          | NLD                  | NIA                              | Optum, Inc.                                    | Ownership  | 100.000                                    | UnitedHealth Group Incorporated            |    |
|            |            | .00000            | 98-1097397        |              |     |  | OptumInsight (Canada) Inc.                              | CAN                  | NIA                              | OptumInsight, Inc.                             | Ownership  | 100.000                                    | UnitedHealth Group Incorporated            |    |

STATEMENT AS OF SEPTEMBER 30, 2014 OF THE Unison Health Plan of the Capital Area, Inc.

**SCHEDULE Y**  
**PART 1A - DETAIL OF INSURANCE HOLDING COMPANY SYSTEM**

| 1          | 2                               | 3                 | 4                 | 5            | 6   | 7  | 8  | 9                    | 10                               | 11   | 12   | 13   | 14   | 15 |
|------------|---------------------------------|-------------------|-------------------|--------------|-----|--|--|----------------------|----------------------------------|--|--|--|--|----|
| Group Code | Group Name                      | NAIC Company Code | Federal ID Number | Federal RSSD | CIK | Name of Securities Exchange if Publicly Traded (U.S. or International) | Names of Parent, Subsidiaries Or Affiliates            | Domiciliary Location | Relationship to Reporting Entity | Directly Controlled by (Name of Entity/Person) | Type of Control (Ownership, Board, Management, Attorney-in-Fact, Influence, Other) | If Control is Ownership Provide Percentage | Ultimate Controlling Entity(ies)/Person(s) | *  |
|            |                                 | .00000            | 98-1095252        |              |     |  | OptumInsight (Deutschland) GmbH                        | .DEU                 | .NIA                             | Ingenix Innovus (Netherlands) B.V.             | Ownership  | 100.000                                    | UnitedHealth Group Incorporated            |    |
|            |                                 | .00000            | 98-1095260        |              |     |  | OptumInsight (Singapore) Pte. Ltd.                     | .SGP                 | .NIA                             | OptumInsight, Inc.                             | Ownership  | 100.000                                    | UnitedHealth Group Incorporated            |    |
|            |                                 | .00000            | 98-1097261        |              |     |  | OptumInsight (Sweden) AB                               | .SWE                 | .NIA                             | Ingenix Innovus (Netherlands) B.V.             | Ownership  | 100.000                                    | UnitedHealth Group Incorporated            |    |
|            |                                 | .00000            |                   |              |     |  | OptumInsight Holdings, LLC                             | .DE                  | .NIA                             | Optum, Inc.                                    | Ownership  | 100.000                                    | UnitedHealth Group Incorporated            |    |
|            |                                 | .00000            | 98-1094659        |              |     |  | OptumInsight Italy S.r.l.                              | .ITA                 | .NIA                             | Ingenix Innovus (Netherlands) B.V.             | Ownership  | 100.000                                    | UnitedHealth Group Incorporated            |    |
|            |                                 | .00000            | 98-1099715        |              |     |  | OptumInsight Korea LLC                                 | .KOR                 | .NIA                             | Optum, Inc.                                    | Ownership  | 100.000                                    | UnitedHealth Group Incorporated            |    |
|            |                                 | .00000            | 04-3383745        |              |     |  | OptumInsight Life Sciences, Inc.                       | .DE                  | .NIA                             | OptumInsight, Inc.                             | Ownership  | 100.000                                    | UnitedHealth Group Incorporated            |    |
|            |                                 | .00000            | 98-1100008        |              |     |  | OptumInsight Poland sp. z.o.o.                         | .POL                 | .NIA                             | Ingenix Innovus (Netherlands) B.V.             | Ownership  | 99.000                                     | UnitedHealth Group Incorporated            |    |
|            |                                 | .00000            | 98-1100008        |              |     |  | OptumInsight Poland sp. z.o.o.                         | .POL                 | .NIA                             | OptumInsight, Inc.                             | Ownership  | 1.000                                      | UnitedHealth Group Incorporated            |    |
|            |                                 | .00000            | 41-1858498        |              |     |  | OptumInsight, Inc.                                     | .DE                  | .NIA                             | OptumInsight Holdings, LLC                     | Ownership  | 100.000                                    | UnitedHealth Group Incorporated            |    |
|            |                                 | .00000            |                   |              |     |  | OptumRx Holdings, LLC                                  | .DE                  | .NIA                             | Optum, Inc.                                    | Ownership  | 100.000                                    | UnitedHealth Group Incorporated            |    |
|            |                                 | .00000            | 20-0151096        |              |     |  | OptumRx NY IPA, Inc.                                   | .NY                  | .NIA                             | OptumRx, Inc.                                  | Ownership  | 100.000                                    | UnitedHealth Group Incorporated            |    |
|            |                                 | .00000            | 33-0441200        |              |     |  | OptumRx, Inc.  | .CA                  | .NIA                             | OptumRx Holdings, LLC                          | Ownership  | 100.000                                    | UnitedHealth Group Incorporated            |    |
|            |                                 | .00000            | 41-1921007        |              |     |  | Ovations, Inc.   | .DE                  | .NIA                             | United HealthCare Services, Inc.               | Ownership  | 100.000                                    | UnitedHealth Group Incorporated            |    |
|            |                                 | .00000            | 06-1587795        |              |     |  | Oxford Benefit Management, Inc.                        | .CT                  | .NIA                             | Oxford Health Plans LLC                        | Ownership  | 100.000                                    | UnitedHealth Group Incorporated            |    |
| .0707      | UnitedHealth Group Incorporated | .78026            | 22-2797560        |              |     |  | Oxford Health Insurance, Inc.                          | .NY                  | .IA                              | UnitedHealthcare Insurance Company             | Ownership  | 100.000                                    | UnitedHealth Group Incorporated            |    |
| .0707      | UnitedHealth Group Incorporated | .96798            | 06-1181201        |              |     |  | Oxford Health Plans (CT), Inc.                         | .CT                  | .IA                              | Oxford Health Plans LLC                        | Ownership  | 100.000                                    | UnitedHealth Group Incorporated            |    |
| .0707      | UnitedHealth Group Incorporated | .95506            | 22-2745725        |              |     |  | Oxford Health Plans (NJ), Inc.                         | .NJ                  | .IA                              | Oxford Health Plans LLC                        | Ownership  | 100.000                                    | UnitedHealth Group Incorporated            |    |
| .0707      | UnitedHealth Group Incorporated | .95479            | 06-1181200        |              |     |  | Oxford Health Plans (NY), Inc.                         | .NY                  | .IA                              | Oxford Health Plans LLC                        | Ownership  | 100.000                                    | UnitedHealth Group Incorporated            |    |
|            |                                 | .00000            | 52-2443751        |              |     |  | Oxford Health Plans LLC                                | .DE                  | .NIA                             | UnitedHealth Group Incorporated                | Ownership  | 100.000                                    | UnitedHealth Group Incorporated            |    |
| .0707      | UnitedHealth Group Incorporated | .70785            | 35-1137395        |              |     |  | PacifiCare Life and Health Insurance Company           | .IN                  | .IA                              | United HealthCare Services, Inc.               | Ownership  | 100.000                                    | UnitedHealth Group Incorporated            |    |
| .0707      | UnitedHealth Group Incorporated | .84506            | 95-2829463        |              |     |  | PacifiCare Life Assurance Company                      | .CO                  | .IA                              | United HealthCare Services, Inc.               | Ownership  | 100.000                                    | UnitedHealth Group Incorporated            |    |
| .0707      | UnitedHealth Group Incorporated | .95617            | 94-3267522        |              |     |  | PacifiCare of Arizona, Inc.                            | .AZ                  | .IA                              | United HealthCare Services, Inc.               | Ownership  | 100.000                                    | UnitedHealth Group Incorporated            |    |
| .0707      | UnitedHealth Group Incorporated | .95434            | 84-1011378        |              |     |  | PacifiCare of Colorado, Inc.                           | .CO                  | .IA                              | United HealthCare Services, Inc.               | Ownership  | 100.000                                    | UnitedHealth Group Incorporated            |    |
| .0707      | UnitedHealth Group Incorporated | .95685            | 86-0875231        |              |     |  | PacifiCare of Nevada, Inc.                             | .NV                  | .IA                              | United HealthCare Services, Inc.               | Ownership  | 100.000                                    | UnitedHealth Group Incorporated            |    |
|            |                                 | .00000            | 62-1451147        |              |     |  | Payment Resolution Services, LLC                       | .TN                  | .NIA                             | OptumInsight, Inc.                             | Ownership  | 100.000                                    | UnitedHealth Group Incorporated            |    |
|            |                                 | .00000            | 75-3265056        |              |     |  | PCCCV, Inc.  | .CA                  | .NIA                             | PrimeCare Medical Network, Inc.                | Ownership  | 100.000                                    | UnitedHealth Group Incorporated            |    |
|            |                                 | .00000            | 98-1095799        |              |     |  | Personal Performance Consultants India Private Limited | .IND                 | .NIA                             | OptumHealth International B.V.                 | Ownership  | 99.996                                     | UnitedHealth Group Incorporated            |    |
|            |                                 | .00000            | 98-1095799        |              |     |  | Personal Performance Consultants India Private Limited | .IND                 | .NIA                             | United Behavioral Health                       | Ownership  | 0.004                                      | UnitedHealth Group Incorporated            |    |
|            |                                 | .00000            | 80-0506053        |              |     |  | PHC Holdings of Florida, Inc.                          | .TX                  | .NIA                             | PHC Subsidiary Holdings, LLC                   | Ownership  | 100.000                                    | UnitedHealth Group Incorporated            |    |
|            |                                 | .00000            | 35-2288416        |              |     |  | PHC Subsidiary Holdings, LLC                           | .TX                  | .NIA                             | United HealthCare Services, Inc.               | Ownership  | 100.000                                    | UnitedHealth Group Incorporated            |    |
|            |                                 | .00000            | 80-0654665        |              |     |  | Physician Care Partners, Inc.                          | .IL                  | .NIA                             | Illinois, Inc.                                 | Ownership  | 100.000                                    | UnitedHealth Group Incorporated            |    |
| .0707      | UnitedHealth Group Incorporated | .11494            | 04-3672255        |              |     |  | Physicians Health Choice of Texas, LLC                 | .TX                  | .IA                              | PHC Subsidiary Holdings, LLC                   | Ownership  | 100.000                                    | UnitedHealth Group Incorporated            |    |
|            |                                 | .00000            | 52-1162824        |              |     |  | Physicians Health Plan of Maryland, Inc.               | .MD                  | .NIA                             | United HealthCare Services, Inc.               | Ownership  | 100.000                                    | UnitedHealth Group Incorporated            |    |
|            |                                 | .00000            |                   |              |     |  | Plus One Health Management Puerto Rico, Inc.           | .PR                  | .NIA                             | Plus One Holdings, Inc.                        | Ownership  | 100.000                                    | UnitedHealth Group Incorporated            |    |
|            |                                 | .00000            | 13-3613705        |              |     |  | Plus One Holdings, Inc.                                | .DE                  | .NIA                             | OptumHealth Care Solutions, Inc.               | Ownership  | 100.000                                    | UnitedHealth Group Incorporated            |    |
|            |                                 | .00000            | 98-1083164        |              |     |  | Polar II Fundo de Investimento em Participações        | .BRA                 | .NIA                             | UnitedHealthcare International IV S.á.r.l.     | Ownership  | 100.000                                    | UnitedHealth Group Incorporated            |    |
|            |                                 | .00000            | 98-1098190        |              |     |  | Positive People Company                                | .CHN                 | .NIA                             | Optum Health & Technology Holdings (US), LLC   | Ownership  | 100.000                                    | UnitedHealth Group Incorporated            |    |
|            |                                 | .00000            | 75-2741619        |              |     |  | ppoONE, Inc.   | .DE                  | .NIA                             | United HealthCare Services, Inc.               | Ownership  | 100.000                                    | UnitedHealth Group Incorporated            |    |
|            |                                 | .00000            | 65-0683927        |              |     |  | Preferred Care Partners Holding, Corp.                 | .FL                  | .NIA                             | United HealthCare Services, Inc.               | Ownership  | 100.000                                    | UnitedHealth Group Incorporated            |    |
|            |                                 | .00000            | 26-1845018        |              |     |  | Preferred Care Partners Medical Group, Inc.            | .FL                  | .NIA                             | Preferred Care Partners Holding, Corp.         | Ownership  | 100.000                                    | UnitedHealth Group Incorporated            |    |
|            |                                 | .00000            | 26-1845018        |              |     |  | Preferred Care Partners Medical Group, Inc.            | .FL                  | .NIA                             | Preferred Care Partners Holding, Corp.         | Ownership  | 100.000                                    | UnitedHealth Group Incorporated            |    |

165

**SCHEDULE Y**  
**PART 1A - DETAIL OF INSURANCE HOLDING COMPANY SYSTEM**

| 1          | 2                               | 3                 | 4                               | 5            | 6          | 7  | 8   | 9                    | 10   | 11   | 12   | 13   | 14   | 15      |                                 |  |
|------------|---------------------------------|-------------------|---------------------------------|--------------|------------|--|---|----------------------|--|--|--|--|--|---------|---------------------------------|--|
| Group Code | Group Name                      | NAIC Company Code | Federal ID Number               | Federal RSSD | CIK        | Name of Securities Exchange if Publicly Traded (U.S. or International) | Names of Parent, Subsidiaries Or Affiliates | Domiciliary Location | Relationship to Reporting Entity               | Directly Controlled by (Name of Entity/Person)     | Type of Control (Ownership, Board, Management, Attorney-in-Fact, Influence, Other) | If Control is Ownership Provide Percentage | Ultimate Controlling Entity(ies)/Person(s) | *       |                                 |  |
| .0707      | UnitedHealth Group Incorporated | .11176            | 65-0885893                      |              |            |  | Preferred Care Partners, Inc.               | FL                   | IA   | Preferred Care Partners Holding, Corp.             | Ownership  | 100.000                                    | UnitedHealth Group Incorporated            |         |                                 |  |
|            |                                 | .00000            | 75-3265059                      |              |            |  | Premier Choice ACO, Inc.                    | CA                   | NIA  | PrimeCare Medical Network, Inc.                    | Ownership  | 100.000                                    | UnitedHealth Group Incorporated            |         |                                 |  |
|            |                                 | .00000            | 88-0253112                      |              |            |  | Prime Health, Inc.                          | NV                   | NIA  | Sierra Health Services, Inc.                       | Ownership  | 100.000                                    | UnitedHealth Group Incorporated            |         |                                 |  |
|            |                                 | .00000            | 33-0607478                      |              |            |  | PrimeCare Medical Network, Inc.             | CA                   | IA   | NAAM Holdings, Inc.                                | Ownership  | 100.000                                    | UnitedHealth Group Incorporated            |         |                                 |  |
|            |                                 | .00000            | 87-0757397                      |              |            |  | PrimeCare of Citrus Valley, Inc.            | CA                   | NIA  | PrimeCare Medical Network, Inc.                    | Ownership  | 80.000                                     | UnitedHealth Group Incorporated            | 1       |                                 |  |
|            |                                 | .00000            | 33-0674407                      |              |            |  | PrimeCare of Corona, Inc.                   | CA                   | NIA  | PrimeCare Medical Network, Inc.                    | Ownership  | 100.000                                    | UnitedHealth Group Incorporated            |         |                                 |  |
|            |                                 | .00000            | 33-0674401                      |              |            |  | PrimeCare of Hemet Valley, Inc.             | CA                   | NIA  | PrimeCare Medical Network, Inc.                    | Ownership  | 100.000                                    | UnitedHealth Group Incorporated            |         |                                 |  |
|            |                                 | .00000            | 33-0674408                      |              |            |  | PrimeCare of Inland Valley, Inc.            | CA                   | NIA  | PrimeCare Medical Network, Inc.                    | Ownership  | 100.000                                    | UnitedHealth Group Incorporated            |         |                                 |  |
|            |                                 | .00000            | 33-0674402                      |              |            |  | PrimeCare of Moreno Valley, Inc.            | CA                   | NIA  | PrimeCare Medical Network, Inc.                    | Ownership  | 100.000                                    | UnitedHealth Group Incorporated            |         |                                 |  |
|            |                                 | .00000            | 33-0674400                      |              |            |  | PrimeCare of Redlands, Inc.                 | CA                   | NIA  | PrimeCare Medical Network, Inc.                    | Ownership  | 100.000                                    | UnitedHealth Group Incorporated            |         |                                 |  |
|            |                                 | .00000            | 33-0674404                      |              |            |  | PrimeCare of Riverside, Inc.                | CA                   | NIA  | PrimeCare Medical Network, Inc.                    | Ownership  | 100.000                                    | UnitedHealth Group Incorporated            |         |                                 |  |
|            |                                 | .00000            | 14-1915328                      |              |            |  | PrimeCare of San Bernardino, Inc.           | CA                   | NIA  | PrimeCare Medical Network, Inc.                    | Ownership  | 100.000                                    | UnitedHealth Group Incorporated            |         |                                 |  |
|            |                                 | .00000            | 33-0698439                      |              |            |  | PrimeCare of Sun City, Inc.                 | CA                   | NIA  | PrimeCare Medical Network, Inc.                    | Ownership  | 100.000                                    | UnitedHealth Group Incorporated            |         |                                 |  |
|            |                                 | .00000            | 33-0674409                      |              |            |  | PrimeCare of Temecula, Inc.                 | CA                   | NIA  | PrimeCare Medical Network, Inc.                    | Ownership  | 100.000                                    | UnitedHealth Group Incorporated            |         |                                 |  |
|            |                                 | .00000            | 32-0229091                      |              |            |  | ProHEALTH Fitness of Lake Success, LLC      | NY                   | NIA  | ProHealth Medical Management, LLC                  | Ownership  | 82.620                                     | UnitedHealth Group Incorporated            | 6       |                                 |  |
|            |                                 | .00000            | 47-1049961                      |              |            |  | ProHealth Medical Management, LLC           | DE                   | NIA  | Collaborative Care Holdings, LLC                   | Ownership  | 80.000                                     | UnitedHealth Group Incorporated            | 1       |                                 |  |
|            |                                 | .00000            | 98-1112304                      |              |            |  | Promarket Propaganda e Marketing Ltda.      | BRA                  | NIA  | Amil Assistência Médica Internacional S.A.         | Ownership  | 99.790                                     | UnitedHealth Group Incorporated            |         |                                 |  |
|            |                                 | .00000            | 98-1112304                      |              |            |  | Promarket Propaganda e Marketing Ltda.      | BRA                  | NIA  | Amico Saúde Ltda.                                  | Ownership  | 0.210                                      | UnitedHealth Group Incorporated            | 6       |                                 |  |
|            |                                 | .00000            | 98-1103015                      |              |            |  | QSSI Technologies India Private Limited     | IND                  | NIA  | Quality Software Services, Inc.                    | Ownership  | 99.900                                     | UnitedHealth Group Incorporated            | 4       |                                 |  |
|            |                                 | .00000            | 52-2016292                      |              |            |  | Quality Software Services, Inc.             | MD                   | NIA  | OptumInsight, Inc.                                 | Ownership  | 100.000                                    | UnitedHealth Group Incorporated            |         |                                 |  |
|            |                                 | .00000            | 26-3168754                      |              |            |  | R&H Family Fitness Unlimited LLC            | TX                   | NIA  | WellMed Medical Management, Inc.                   | Ownership  | 100.000                                    | UnitedHealth Group Incorporated            |         |                                 |  |
|            |                                 | .00000            | 35-2493256                      |              |            |  | Rally Health, Inc.                          | DE                   | NIA  | Optum Services, Inc.                               | Ownership  | 74.000                                     | UnitedHealth Group Incorporated            | 5       |                                 |  |
|            |                                 | .00000            |                                 |              |            |  | ScriptSwitch Limited                        | GBR                  | NIA  | Optum UK Solutions Group Limited                   | Ownership  | 100.000                                    | UnitedHealth Group Incorporated            |         |                                 |  |
|            |                                 | .00000            |                                 |              |            |  | Seisa Serviços Integrados de Saúde Ltda.    | BRA                  | NIA  | Amil Assistência Médica Internacional S.A.         | Ownership  | 99.990                                     | UnitedHealth Group Incorporated            |         |                                 |  |
|            |                                 | .00000            |                                 |              |            |  | Seisa Serviços Integrados de Saúde Ltda.    | BRA                  | NIA  | Dental Center Serviços Odontológicos Ltda.         | Ownership  | 0.010                                      | UnitedHealth Group Incorporated            |         |                                 |  |
|            |                                 | .00000            | 20-4763091                      |              |            |  | Senior Care Partners, Inc.                  | IL                   | NIA  | North American Medical Management - Illinois, Inc. | Ownership  | 100.000                                    | UnitedHealth Group Incorporated            |         |                                 |  |
|            |                                 | .0707             | UnitedHealth Group Incorporated | .71420       | 94-0734860 |  |   |                      | Sierra Health and Life Insurance Company, Inc. | NV   | IA   | Sierra Health Services, Inc.               | Ownership                                  | 100.000 | UnitedHealth Group Incorporated |  |
|            |                                 |                   |                                 | .00000       | 88-0200415 |  |   |                      | Sierra Health Services, Inc.                   | NV   | NIA  | UnitedHealthcare, Inc.                     | Ownership                                  | 100.000 | UnitedHealth Group Incorporated |  |
|            |                                 |                   |                                 | .00000       | 88-0254322 |  |   |                      | Sierra Health-Care Options, Inc.               | NV   | NIA  | Sierra Health Services, Inc.               | Ownership                                  | 100.000 | UnitedHealth Group Incorporated |  |
|            |                                 |                   |                                 | .00000       | 88-0385705 |  |   |                      | Sierra Home Medical Products, Inc.             | NV   | NIA  | Sierra Health Services, Inc.               | Ownership                                  | 100.000 | UnitedHealth Group Incorporated |  |
|            |                                 |                   |                                 | .00000       | 88-0264562 |  |   |                      | Sierra Nevada Administrators, Inc.             | NV   | NIA  | Sierra Health Services, Inc.               | Ownership                                  | 100.000 | UnitedHealth Group Incorporated |  |
|            |                                 |                   |                                 | .00000       | 88-0201420 |  |   |                      | Southwest Medical Associates, Inc.             | NV   | NIA  | Sierra Health Services, Inc.               | Ownership                                  | 100.000 | UnitedHealth Group Incorporated |  |
| .00000     | 38-2609888                      |                   |                                 |              |            |  | Southwest Michigan Health Network Inc.      | MI                   | NIA  | UnitedHealthcare, Inc.                             | Ownership  | 100.000                                    | UnitedHealth Group Incorporated            |         |                                 |  |
| .00000     | 41-1921983                      |                   |                                 |              |            |  | Specialty Benefits, LLC                     | DE                   | NIA  | United HealthCare Services, Inc.                   | Ownership  | 100.000                                    | UnitedHealth Group Incorporated            |         |                                 |  |
| .00000     | 71-0886811                      |                   |                                 |              |            |  | Spectera of New York, IPA, Inc.             | NY                   | NIA  | Spectera, Inc.                                     | Ownership  | 100.000                                    | UnitedHealth Group Incorporated            |         |                                 |  |
| .00000     | 52-1260282                      |                   |                                 |              |            |  | Spectera, Inc.                              | MD                   | NIA  | Specialty Benefits, LLC                            | Ownership  | 100.000                                    | UnitedHealth Group Incorporated            |         |                                 |  |
| .00000     | 56-1970224                      |                   |                                 |              |            |  | The Lewin Group, Inc.                       | NC                   | NIA  | Optum Public Sector Solutions, Inc.                | Ownership  | 100.000                                    | UnitedHealth Group Incorporated            |         |                                 |  |
| .00000     | 25-1825549                      |                   |                                 |              |            |  | Three Rivers Holdings, Inc.                 | DE                   | UDP  | AmeriChoice Corporation                            | Ownership  | 100.000                                    | UnitedHealth Group Incorporated            |         |                                 |  |
| .00000     | 52-1431155                      |                   |                                 |              |            |  | Travel Express Incorporated                 | MD                   | NIA  | FrontierMEDEX, Inc.                                | Ownership  | 100.000                                    | UnitedHealth Group Incorporated            |         |                                 |  |
| .00000     | 94-3077084                      |                   |                                 |              |            |  | U.S. Behavioral Health Plan, California     | CA                   | IA   | United Behavioral Health                           | Ownership  | 100.000                                    | UnitedHealth Group Incorporated            |         |                                 |  |
| .00000     | 41-1913059                      |                   |                                 |              |            |  | UHC International Services, Inc.            | DE                   | NIA  | UnitedHealth Group Incorporated                    | Ownership  | 100.000                                    | UnitedHealth Group Incorporated            |         |                                 |  |
| .00000     | 95-2931460                      |                   |                                 |              |            |  | UHC of California                           | CA                   | IA   | United HealthCare Services, Inc.                   | Ownership  | 100.000                                    | UnitedHealth Group Incorporated            |         |                                 |  |
| .00000     |                                 |                   |                                 |              |            |  | UHG Brasil Participações S.A.               | BRA                  | NIA  | Polar II Fundo de Investimento em Participações    | Ownership  | 100.000                                    | UnitedHealth Group Incorporated            |         |                                 |  |
| .00000     | 41-1921008                      |                   |                                 |              |            |  | UHC Holdings, Inc.                          | DE                   | NIA  | United HealthCare Services, Inc.                   | Ownership  | 100.000                                    | UnitedHealth Group Incorporated            |         |                                 |  |
| .00000     | 14-1892398                      |                   |                                 |              |            |  | Ultima Rx, LLC                              | FL                   | NIA  | United HealthCare Services, Inc.                   | Ownership  | 100.000                                    | UnitedHealth Group Incorporated            |         |                                 |  |

**SCHEDULE Y**  
**PART 1A - DETAIL OF INSURANCE HOLDING COMPANY SYSTEM**

| 1          | 2                               | 3                       | 4                                      | 5            | 6          | 7  | 8  | 9                    | 10                               | 11   | 12   | 13   | 14  | 15 |
|------------|---------------------------------|-------------------------|--|--------------|------------|--|--|----------------------|----------------------------------|--|--|--|---|----|
| Group Code | Group Name                      | NAIC Company Code       | Federal ID Number                      | Federal RSSD | CIK        | Name of Securities Exchange if Publicly Traded (U.S. or International) | Names of Parent, Subsidiaries Or Affiliates  | Domiciliary Location | Relationship to Reporting Entity | Directly Controlled by (Name of Entity/Person)   | Type of Control (Ownership, Board, Management, Attorney-in-Fact, Influence, Other) | If Control is Ownership Provide Percentage | Ultimate Controlling Entity(ies)/Person(s)  | *  |
| 0707       | UnitedHealth Group Incorporated | 00000<br>91529          | 39-1995276<br>52-1996029               |              |            |  | UMR, Inc.<br>Unimerica Insurance Company<br>Unimerica Life Insurance Company of New York                                   | DE<br>WI<br>NY       | NIA<br>IA<br>IA                  | United HealthCare Services, Inc.<br>OptumHealth Holdings, LLC<br>UnitedHealthcare Insurance Company    | Ownership<br>Ownership<br>Ownership  | 100.000<br>100.000<br>100.000              | UnitedHealth Group Incorporated<br>UnitedHealth Group Incorporated<br>UnitedHealth Group Incorporated |    |
| 0707       | UnitedHealth Group Incorporated | 11596<br>00000<br>00000 | 01-0637149<br>25-1877716<br>20-5917714 |              |            |  | Union Administrative Services, LLC<br>Unison Health Plan of Delaware, Inc.<br>Unison Health Plan of the Capital Area, Inc. | PA<br>DE<br>DC       | NIA<br>IA<br>RE                  | Three Rivers Holdings, Inc.<br>Three Rivers Holdings, Inc.<br>Three Rivers Holdings, Inc.              | Ownership<br>Ownership<br>Ownership  | 100.000<br>100.000<br>100.000              | UnitedHealth Group Incorporated<br>UnitedHealth Group Incorporated<br>UnitedHealth Group Incorporated |    |
| 0707       | UnitedHealth Group Incorporated | 13032<br>00000          | 26-0651931<br>94-2649097               |              |            |  | United Behavioral Health<br>United Behavioral Health of New York, I.P.A., Inc.   | CA<br>NY             | NIA<br>NIA                       | OptumHealth Holdings, LLC<br>United Behavioral Health  | Ownership<br>Ownership   | 100.000<br>100.000                         | UnitedHealth Group Incorporated<br>UnitedHealth Group Incorporated                                    |    |
|            |                                 | 00000<br>00000<br>00000 | 41-1868911<br>41-1941615<br>41-1289245 | 3410132      |            |  | United Health Foundation<br>United HealthCare Services, Inc.<br>United Resource Networks IPA of New York, Inc.             | MN<br>MN<br>NY       | NIA<br>NIA<br>NIA                | UnitedHealth Group Incorporated<br>UnitedHealth Group Incorporated<br>OptumHealth Care Solutions, Inc. | Ownership<br>Ownership<br>Ownership  | 100.000<br>100.000<br>100.000              | UnitedHealth Group Incorporated<br>UnitedHealth Group Incorporated<br>UnitedHealth Group Incorporated |    |
|            |                                 | 00000<br>00000          | 30-0318238<br>01-0538317               |              |            |  | UnitedHealth Advisors, LLC<br>UnitedHealth Group Global Healthcare Services Limited  | ME<br>JRL            | NIA<br>NIA                       | United HealthCare Services, Inc.<br>UnitedHealth Group International B.V.                              | Ownership<br>Ownership   | 100.000<br>100.000                         | UnitedHealth Group Incorporated<br>UnitedHealth Group Incorporated                                    |    |
|            |                                 | 00000<br>00000          | 98-1097761<br>98-1097776               |              |            |  | UnitedHealth Group Global Services, Inc.   | PHL                  | NIA                              | UnitedHealth Group International B.V.  | Ownership  | 100.000                                    | UnitedHealth Group Incorporated   |    |
|            |                                 | 00000                   | 41-1321939                             |              | 0000731766 | New York Stock Exchange  | UnitedHealth Group Incorporated  | MN                   | UIP                              |  |  | 0.000                                      |   |    |
|            |                                 | 00000                   | 98-1093259                             |              |            |  | UnitedHealth Group Information Services Private Limited  | JND                  | NIA                              | UnitedHealth Group International B.V.  | Ownership  | 99.370                                     | UnitedHealth Group Incorporated   | 7  |
|            |                                 | 00000                   | 98-1093259                             |              |            |  | UnitedHealth Group Information Services Private Limited  | JND                  | NIA                              | UnitedHealth International, Inc.   | Ownership  | 0.630                                      | UnitedHealth Group Incorporated   | 7  |
|            |                                 | 00000                   | 98-1101083                             |              |            |  | UnitedHealth Group International B.V.  | NLD                  | NIA                              | UnitedHealth Group Incorporated  | Ownership  | 100.000                                    | UnitedHealth Group Incorporated   | 7  |
|            |                                 | 00000                   | 98-1079826                             |              |            |  | UnitedHealth Group International GP  | CYM                  | NIA                              | UnitedHealth Group Incorporated  | Ownership  | 100.000                                    | UnitedHealth Group Incorporated   | 7  |
|            |                                 | 00000                   | 98-1080118                             |              |            |  | UnitedHealth Group International L.P.  | CYM                  | NIA                              | UnitedHealth Group Incorporated  | Ownership  | 84.868                                     | UnitedHealth Group Incorporated   | 7  |
|            |                                 | 00000                   | 98-1080118                             |              |            |  | UnitedHealth Group International L.P.  | CYM                  | NIA                              | FMG Holdings, LLC  | Ownership  | 14.929                                     | UnitedHealth Group Incorporated   | 7  |
|            |                                 | 00000                   | 98-1080118                             |              |            |  | UnitedHealth Group International L.P.  | CYM                  | NIA                              | Hygeia Corporation   | Ownership  | 0.203                                      | UnitedHealth Group Incorporated   | 7  |
|            |                                 | 00000                   | 46-3311984                             |              |            |  | UnitedHealth Group Ventures, LLC   | DE                   | NIA                              | UnitedHealth Group Incorporated  | Ownership  | 100.000                                    | UnitedHealth Group Incorporated   |    |
|            |                                 | 00000                   | 41-1917398                             |              |            |  | UnitedHealth International, Inc.   | DE                   | NIA                              | UnitedHealth Group Incorporated  | Ownership  | 100.000                                    | UnitedHealth Group Incorporated   |    |
|            |                                 | 00000                   | 26-2574977                             |              |            |  | UnitedHealth Military & Veterans Services, LLC   | DE                   | NIA                              | United HealthCare Services, Inc.   | Ownership  | 100.000                                    | UnitedHealth Group Incorporated   |    |
| 0707       | UnitedHealth Group Incorporated | 00000<br>95174          | 98-0559902<br>33-0115163               |              |            |  | UnitedHealth UK Limited<br>UnitedHealthcare Benefits of Texas, Inc.  | GBR<br>TX            | NIA<br>IA                        | Optum UK Solutions Group Limited<br>UnitedHealthcare Services, Inc.                                    | Ownership<br>Ownership   | 100.000<br>100.000                         | UnitedHealth Group Incorporated<br>UnitedHealth Group Incorporated                                    |    |
|            |                                 | 00000                   | 46-4348775                             |              |            |  | UnitedHealthcare Community Plan of California, Inc.  | CA                   | NIA                              | AmeriChoice Corporation  | Ownership  | 100.000                                    | UnitedHealth Group Incorporated   |    |
| 0707       | UnitedHealth Group Incorporated | 12323                   | 56-2451429                             |              |            |  | UnitedHealthcare Community Plan of Ohio, Inc.  | OH                   | IA                               | Three Rivers Holdings, Inc.  | Ownership  | 100.000                                    | UnitedHealth Group Incorporated   |    |
| 0707       | UnitedHealth Group Incorporated | 11141                   | 91-2008361                             |              |            |  | UnitedHealthcare Community Plan of Texas, L.L.C.   | TX                   | IA                               | Ovations, Inc.   | Ownership  | 100.000                                    | UnitedHealth Group Incorporated   |    |
| 0707       | UnitedHealth Group Incorporated | 95467                   | 38-3204052                             |              |            |  | UnitedHealthcare Community Plan, Inc.  | MI                   | IA                               | AmeriChoice Corporation  | Ownership  | 100.000                                    | UnitedHealth Group Incorporated   |    |
|            |                                 | 00000                   |  |              |            |  | UnitedHealthcare Consulting & Assistance Service (Beijing) Co., Ltd.   | CHN                  | NIA                              | UnitedHealthcare International I B.V.<br>UnitedHealthcare International IV                             | Ownership  | 100.000                                    | UnitedHealth Group Incorporated   |    |
|            |                                 | 00000                   | 98-1099116                             |              |            |  | UnitedHealthcare Europe S.á.r.l.   | LUX                  | NIA                              | S.á.r.l.   | Ownership  | 100.000                                    | UnitedHealth Group Incorporated   |    |
|            |                                 | 00000                   | 98-1099116                             |              |            |  | UnitedHealthcare India Private Limited   | JND                  | NIA                              | UnitedHealthcare International II B.V.   | Ownership  | 99.994                                     | UnitedHealth Group Incorporated   |    |
| 0707       | UnitedHealth Group Incorporated | 79413                   | 36-2739571                             |              |            |  | UnitedHealthcare India Private Limited   | JND                  | NIA                              | UnitedHealth International, Inc.   | Ownership  | 0.007                                      | UnitedHealth Group Incorporated   |    |
|            |                                 |                         |  |              |            |  | UnitedHealthcare Insurance Company   | CT                   | IA                               | UHIC Holdings, Inc.  | Ownership  | 100.000                                    | UnitedHealth Group Incorporated   |    |

STATEMENT AS OF SEPTEMBER 30, 2014 OF THE Unison Health Plan of the Capital Area, Inc.

**SCHEDULE Y**  
**PART 1A - DETAIL OF INSURANCE HOLDING COMPANY SYSTEM**

| 1          | 2                               | 3                 | 4                 | 5            | 6   | 7  | 8  | 9                    | 10                               | 11  | 12   | 13   | 14   | 15  |
|------------|---------------------------------|-------------------|-------------------|--------------|-----|--|--|----------------------|----------------------------------|---|--|--|--|-----|
| Group Code | Group Name                      | NAIC Company Code | Federal ID Number | Federal RSSD | CIK | Name of Securities Exchange if Publicly Traded (U.S. or International) | Names of Parent, Subsidiaries Or Affiliates  | Domiciliary Location | Relationship to Reporting Entity | Directly Controlled by (Name of Entity/Person)              | Type of Control (Ownership, Board, Management, Attorney-in-Fact, Influence, Other) | If Control is Ownership Provide Percentage | Ultimate Controlling Entity(ies)/Person(s) | *   |
| ...0707    | UnitedHealth Group Incorporated | ...60318          | 36-3800349        |              |     |  | UnitedHealthcare Insurance Company of Illinois   | ..IL                 | ..IA                             | UnitedHealthcare Insurance Company                          | Ownership  | ..100.000                                  | UnitedHealth Group Incorporated            |     |
| ...0707    | UnitedHealth Group Incorporated | ...60093          | 11-3283886        |              |     |  | UnitedHealthcare Insurance Company of New York   | ..NY                 | ..IA                             | UnitedHealthcare Insurance Company                          | Ownership  | ..100.000                                  | UnitedHealth Group Incorporated            |     |
| ...0707    | UnitedHealth Group Incorporated | ...12231          | 20-1902768        |              |     |  | UnitedHealthcare Insurance Company of the River Valley<br>UnitedHealthcare Integrated Services, Inc. | ..IL                 | ..IA                             | UnitedHealthcare Services Company of the River Valley, Inc. | Ownership  | ..100.000                                  | UnitedHealth Group Incorporated            |     |
|            |                                 | ...00000          | 86-0618309        |              |     |  | Ovations, Inc.   | ..AZ                 | ..IA                             | Ovations, Inc.  | Ownership  | ..100.000                                  | UnitedHealth Group Incorporated            |     |
|            |                                 | ...00000          | 41-1988797        |              |     |  | UnitedHealthcare International Asia, LLC   | ..DE                 | ..NIA                            | UnitedHealth Group Incorporated                             | Ownership  | ..100.000                                  | UnitedHealth Group Incorporated            |     |
|            |                                 | ...00000          | 98-1100512        |              |     |  | UnitedHealthcare International I B.V.  | ..NLD                | ..NIA                            | UnitedHealth Group International L.P.                       | Ownership  | ..75.760                                   | UnitedHealth Group Incorporated            |     |
|            |                                 | ...00000          | 98-1100512        |              |     |  | UnitedHealthcare International I B.V.  | ..NLD                | ..NIA                            | UnitedHealth Group International B.V.                       | Ownership  | ..24.240                                   | UnitedHealth Group Incorporated            |     |
|            |                                 | ...00000          | 98-1079595        |              |     |  | UnitedHealthcare International I S.á.r.l.  | ..LUX                | ..NIA                            | UnitedHealth Group International L.P.                       | Ownership  | ..100.000                                  | UnitedHealth Group Incorporated            |     |
|            |                                 | ...00000          | 98-1100980        |              |     |  | UnitedHealthcare International II B.V.   | ..NLD                | ..NIA                            | UnitedHealth Group International B.V.                       | Ownership  | ..100.000                                  | UnitedHealth Group Incorporated            |     |
|            |                                 | ...00000          | 98-1079459        |              |     |  | UnitedHealthcare International II S.á.r.l.   | ..LUX                | ..NIA                            | UnitedHealthcare International I S.á.r.l.                   | Ownership  | ..100.000                                  | UnitedHealth Group Incorporated            |     |
|            |                                 | ...00000          | 98-1077436        |              |     |  | UnitedHealthcare International III S.á.r.l.  | ..LUX                | ..NIA                            | UnitedHealthcare International II S.á.r.l.                  | Ownership  | ..100.000                                  | UnitedHealth Group Incorporated            |     |
|            |                                 | ...00000          | 98-1080926        |              |     |  | UnitedHealthcare International IV S.á.r.l.   | ..LUX                | ..NIA                            | UnitedHealthcare International II S.á.r.l.                  | Ownership  | ..100.000                                  | UnitedHealth Group Incorporated            |     |
| ...0707    | UnitedHealth Group Incorporated | ...97179          | 86-0207231        |              |     |  | UnitedHealthcare Life insurance Company  | ..WI                 | ..IA                             | Golden Rule Financial Corporation                           | Ownership  | ..100.000                                  | UnitedHealth Group Incorporated            |     |
| ...0707    | UnitedHealth Group Incorporated | ...95784          | 63-0899562        |              |     |  | UnitedHealthcare of Alabama, Inc.  | ..AL                 | ..IA                             | UnitedHealthcare, Inc.                                      | Ownership  | ..100.000                                  | UnitedHealth Group Incorporated            |     |
| ...0707    | UnitedHealth Group Incorporated | ...96016          | 86-0507074        |              |     |  | UnitedHealthcare of Arizona, Inc.  | ..AZ                 | ..IA                             | UnitedHealthcare, Inc.                                      | Ownership  | ..100.000                                  | UnitedHealth Group Incorporated            |     |
| ...0707    | UnitedHealth Group Incorporated | ...95446          | 63-1036819        |              |     |  | UnitedHealthcare of Arkansas, Inc.   | ..AR                 | ..IA                             | UnitedHealthcare, Inc.                                      | Ownership  | ..100.000                                  | UnitedHealth Group Incorporated            |     |
| ...0707    | UnitedHealth Group Incorporated | ...95090          | 84-1004639        |              |     |  | UnitedHealthcare of Colorado, Inc.   | ..CO                 | ..IA                             | UnitedHealthcare, Inc.                                      | Ownership  | ..100.000                                  | UnitedHealth Group Incorporated            |     |
| ...0707    | UnitedHealth Group Incorporated | ...95264          | 59-1293865        |              |     |  | UnitedHealthcare of Florida, Inc.  | ..FL                 | ..IA                             | UnitedHealthcare, Inc.                                      | Ownership  | ..100.000                                  | UnitedHealth Group Incorporated            |     |
| ...0707    | UnitedHealth Group Incorporated | ...95850          | 58-1653544        |              |     |  | UnitedHealthcare of Georgia, Inc.  | ..GA                 | ..IA                             | UnitedHealthcare, Inc.                                      | Ownership  | ..100.000                                  | UnitedHealth Group Incorporated            |     |
| ...0707    | UnitedHealth Group Incorporated | ...95776          | 36-3280214        |              |     |  | UnitedHealthcare of Illinois, Inc.   | ..IL                 | ..IA                             | UnitedHealthcare, Inc.                                      | Ownership  | ..100.000                                  | UnitedHealth Group Incorporated            |     |
| ...0707    | UnitedHealth Group Incorporated | ...96644          | 62-1240316        |              |     |  | UnitedHealthcare of Kentucky, Ltd.   | ..KY                 | ..IA                             | United HealthCare Services, Inc.                            | Ownership  | ..94.180                                   | UnitedHealth Group Incorporated            | ..6 |
| ...0707    | UnitedHealth Group Incorporated | ...96644          | 62-1240316        |              |     |  | UnitedHealthcare of Kentucky, Ltd.   | ..KY                 | ..IA                             | UnitedHealthcare, Inc.                                      | Ownership  | ..5.820                                    | UnitedHealth Group Incorporated            | ..6 |
| ...0707    | UnitedHealth Group Incorporated | ...95833          | 72-1074008        |              |     |  | UnitedHealthcare of Louisiana, Inc.  | ..LA                 | ..IA                             | UnitedHealthcare, Inc.                                      | Ownership  | ..100.000                                  | UnitedHealth Group Incorporated            |     |
| ...0707    | UnitedHealth Group Incorporated | ...95716          | 63-1036817        |              |     |  | UnitedHealthcare of Mississippi, Inc.  | ..MS                 | ..IA                             | UnitedHealthcare, Inc.                                      | Ownership  | ..100.000                                  | UnitedHealth Group Incorporated            |     |
| ...0707    | UnitedHealth Group Incorporated | ...95149          | 05-0413469        |              |     |  | UnitedHealthcare of New England, Inc.  | ..RI                 | ..IA                             | United HealthCare Services, Inc.                            | Ownership  | ..100.000                                  | UnitedHealth Group Incorporated            |     |
| ...0707    | UnitedHealth Group Incorporated | ...13214          | 26-2697886        |              |     |  | UnitedHealthcare of New Mexico, Inc.   | ..NM                 | ..IA                             | UnitedHealthcare Insurance Company                          | Ownership  | ..100.000                                  | UnitedHealth Group Incorporated            |     |
| ...0707    | UnitedHealth Group Incorporated | ...95085          | 06-1172891        |              |     |  | UnitedHealthcare of New York, Inc.   | ..NY                 | ..IA                             | AmeriChoice Corporation                                     | Ownership  | ..100.000                                  | UnitedHealth Group Incorporated            |     |
| ...0707    | UnitedHealth Group Incorporated | ...95103          | 56-1461010        |              |     |  | UnitedHealthcare of North Carolina, Inc.   | ..NC                 | ..IA                             | UnitedHealthcare, Inc.                                      | Ownership  | ..100.000                                  | UnitedHealth Group Incorporated            |     |
| ...0707    | UnitedHealth Group Incorporated | ...95186          | 31-1142815        |              |     |  | UnitedHealthcare of Ohio, Inc.   | ..OH                 | ..IA                             | United HealthCare Services, Inc.                            | Ownership  | ..100.000                                  | UnitedHealth Group Incorporated            |     |
| ...0707    | UnitedHealth Group Incorporated | ...96903          | 33-0115166        |              |     |  | UnitedHealthcare of Oklahoma, Inc.   | ..OK                 | ..IA                             | United HealthCare Services, Inc.                            | Ownership  | ..100.000                                  | UnitedHealth Group Incorporated            |     |
| ...0707    | UnitedHealth Group Incorporated | ...95893          | 93-0938819        |              |     |  | UnitedHealthcare of Oregon, Inc.   | ..OR                 | ..IA                             | United HealthCare Services, Inc.                            | Ownership  | ..100.000                                  | UnitedHealth Group Incorporated            |     |
| ...0707    | UnitedHealth Group Incorporated | ...95220          | 25-1756858        |              |     |  | UnitedHealthcare of Pennsylvania, Inc.   | ..PA                 | ..IA                             | Three Rivers Holdings, Inc.                                 | Ownership  | ..100.000                                  | UnitedHealth Group Incorporated            |     |
| ...0707    | UnitedHealth Group Incorporated | ...95765          | 95-3939697        |              |     |  | UnitedHealthcare of Texas, Inc.  | ..TX                 | ..IA                             | UnitedHealthcare, Inc.                                      | Ownership  | ..100.000                                  | UnitedHealth Group Incorporated            |     |
| ...0707    | UnitedHealth Group Incorporated | ...95025          | 52-1130183        |              |     |  | UnitedHealthcare of the Mid-Atlantic, Inc.   | ..MD                 | ..IA                             | UnitedHealthcare, Inc.                                      | Ownership  | ..100.000                                  | UnitedHealth Group Incorporated            |     |
| ...0707    | UnitedHealth Group Incorporated | ...95591          | 47-0676824        |              |     |  | UnitedHealthcare of the Midlands, Inc.   | ..NE                 | ..IA                             | UnitedHealthcare, Inc.                                      | Ownership  | ..100.000                                  | UnitedHealth Group Incorporated            |     |
| ...0707    | UnitedHealth Group Incorporated | ...96385          | 43-1361841        |              |     |  | UnitedHealthcare of the Midwest, Inc.  | ..MO                 | ..IA                             | UnitedHealthcare, Inc.                                      | Ownership  | ..100.000                                  | UnitedHealth Group Incorporated            |     |
| ...0707    | UnitedHealth Group Incorporated | ...95501          | 41-1488563        |              |     |  | UnitedHealthcare of Utah, Inc.   | ..UT                 | ..IA                             | UnitedHealthcare, Inc.                                      | Ownership  | ..100.000                                  | UnitedHealth Group Incorporated            |     |
| ...0707    | UnitedHealth Group Incorporated | ...48038          | 91-1312551        |              |     |  | UnitedHealthcare of Washington, Inc.   | ..WA                 | ..IA                             | United HealthCare Services, Inc.                            | Ownership  | ..100.000                                  | UnitedHealth Group Incorporated            |     |
| ...0707    | UnitedHealth Group Incorporated | ...95710          | 39-1555888        |              |     |  | UnitedHealthcare of Wisconsin, Inc.  | ..WI                 | ..IA                             | UnitedHealthcare, Inc.                                      | Ownership  | ..100.000                                  | UnitedHealth Group Incorporated            |     |
| ...0707    | UnitedHealth Group Incorporated | ...95378          | 36-3379945        |              |     |  | UnitedHealthcare Plan of the River Valley, Inc.  | ..IL                 | ..IA                             | UnitedHealthcare Services Company of the River Valley, Inc. | Ownership  | ..100.000                                  | UnitedHealth Group Incorporated            |     |
|            |                                 | ...00000          | 47-0854646        |              |     |  | UnitedHealthcare Service LLC   | ..DE                 | ..NIA                            | UnitedHealthcare Insurance Company                          | Ownership  | ..100.000                                  | UnitedHealth Group Incorporated            |     |

STATEMENT AS OF SEPTEMBER 30, 2014 OF THE Unison Health Plan of the Capital Area, Inc.

**SCHEDULE Y**  
**PART 1A - DETAIL OF INSURANCE HOLDING COMPANY SYSTEM**

| 1          | 2          | 3                 | 4                 | 5            | 6   | 7  | 8   | 9                    | 10                               | 11   | 12   | 13   | 14   | 15 |
|------------|------------|-------------------|-------------------|--------------|-----|--|---|----------------------|----------------------------------|--|--|--|--|----|
| Group Code | Group Name | NAIC Company Code | Federal ID Number | Federal RSSD | CIK | Name of Securities Exchange if Publicly Traded (U.S. or International) | Names of Parent, Subsidiaries Or Affiliates                 | Domiciliary Location | Relationship to Reporting Entity | Directly Controlled by (Name of Entity/Person)     | Type of Control (Ownership, Board, Management, Attorney-in-Fact, Influence, Other) | If Control is Ownership Provide Percentage | Ultimate Controlling Entity(ies)/Person(s) | *  |
|            |            | .00000            | 36-3355110        |              |     |  | UnitedHealthcare Services Company of the River Valley, Inc. | ..DE                 | ..NIA                            | UnitedHealthcare, Inc.                             | Ownership  | .100.000                                   | UnitedHealth Group Incorporated            |    |
|            |            | .00000            | 01-0518346        |              |     |  | UnitedHealthcare Specialty Benefits, LLC                    | ..ME                 | ..NIA                            | Specialty Benefits, LLC                            | Ownership  | .100.000                                   | UnitedHealth Group Incorporated            |    |
|            |            | .00000            | 41-1922511        |              |     |  | UnitedHealthcare, Inc.                                      | ..DE                 | ..NIA                            | United HealthCare Services, Inc.                   | Ownership  | .100.000                                   | UnitedHealth Group Incorporated            |    |
|            |            | .00000            | 37-0920164        |              |     |  | UnitedHealthOne Agency, Inc.                                | ..IN                 | ..NIA                            | Golden Rule Financial Corporation                  | Ownership  | .100.000                                   | UnitedHealth Group Incorporated            |    |
|            |            | .00000            | 87-0757396        |              |     |  | Valley Physicians Network, Inc.                             | ..CA                 | ..NIA                            | PrimeCare Medical Network, Inc.                    | Ownership  | .100.000                                   | UnitedHealth Group Incorporated            |    |
|            |            | .00000            | 74-2797745        |              |     |  | WellMed Medical Management of Florida, Inc.                 | ..FL                 | ..NIA                            | WellMed Medical Management, Inc.                   | Ownership  | .100.000                                   | UnitedHealth Group Incorporated            |    |
|            |            | .00000            | 74-2786364        |              |     |  | WellMed Medical Management, Inc.                            | ..TX                 | ..NIA                            | Collaborative Care Holdings, LLC                   | Ownership  | .80.000                                    | UnitedHealth Group Incorporated            | 1  |
|            |            | .00000            | 45-0636596        |              |     |  | WESTMED Practice Partners LLC                               | ..DE                 | ..NIA                            | Collaborative Care Holdings, LLC                   | Ownership  | .86.150                                    | UnitedHealth Group Incorporated            | 1  |
|            |            | .00000            | 52-2102846        |              |     |  | XLHealth Corporation  | ..MD                 | ..NIA                            | United HealthCare Services, Inc.                   | Ownership  | .100.000                                   | UnitedHealth Group Incorporated            |    |
|            |            | .00000            | 98-1107695        |              |     |  | XLHealth Corporation India Private Limited                  | ..IND                | ..NIA                            | XLHealth Corporation                               | Ownership  | .100.000                                   | UnitedHealth Group Incorporated            |    |
|            |            | .00000            | 11-3764012        |              |     |  | Your Health Options Insurance Services, Inc.                | ..CA                 | ..NIA                            | PrimeCare Medical Network, Inc.                    | Ownership  | .100.000                                   | UnitedHealth Group Incorporated            |    |
|            |            | .00000            | 27-0172594        |              |     |  | Your Partner in Health Services, Inc.                       | ..IL                 | ..NIA                            | North American Medical Management - Illinois, Inc. | Ownership  | .100.000                                   | UnitedHealth Group Incorporated            |    |

| Asterisk | Explanation  |
|----------|--|
| 1        | The remaining percent is owned by an unaffiliated company or companies.  |
| 2        | The remaining percent is owned by an officer of the company.   |
| 3        | 0.039390% owned by Treasury Shares and 1.074% owned by external shareholders.  |
| 4        | The remaining percent is owned by an external shareholder(s)/stakeholder(s).   |
| 5        | The remaining 26% is owned by internal and external investors.   |
| 6        | The general partnership interest of 89.77% is held by United HealthCare Services, Inc. (UHS) and 10.23% is held by UnitedHealthcare, Inc. (UHC). UHS also holds 100% of the limited partnership interests. When combining general and limited partner interests, UHS owns 94.18% and UHC owns 5.83%. |
| 7        | The limited partners of UnitedHealth Group International, L.P. include FMG Holdings, LLC (14.929%), Hygeia Corporation (DE) (0.203%) and UnitedHealth Group Incorporated (84.868%). UnitedHealth Group International GP is the general partner of UnitedHealth Group International, L.P.             |

# SUPPLEMENTAL EXHIBITS AND SCHEDULES INTERROGATORIES

The following supplemental reports are required to be filed as part of your statement filing. However, in the event that your company does not transact the type of business for which the special report must be filed, your response of NO to the specific interrogatory will be accepted in lieu of filing a "NONE" report and a bar code will be printed below. If the supplement is required of your company but is not being filed for whatever reason enter SEE EXPLANATION and provide an explanation following the interrogatory questions.

Response

1. Will the Medicare Part D Coverage Supplement be filed with the state of domicile and the NAIC with this statement? .....

NO

Explanation:

1. Unison Health Plan of the Capital Area, Inc. does not write Medicare Part D Coverage Supplement business.

Bar Code:

1. Medicare Part D Coverage Supplement [Document Identifier 365]





**OVERFLOW PAGE FOR WRITE-INS**

**SCHEDULE A - VERIFICATION**

Real Estate

|  | 1<br>Year to Date | 2<br>Prior Year Ended<br>December 31 |
|--|-------------------|--------------------------------------|
| 1. Book/adjusted carrying value, December 31 of prior year .....                           |                   |                                      |
| 2. Cost of acquired:   |                   |                                      |
| 2.1 Actual cost at time of acquisition .....   |                   |                                      |
| 2.2 Additional investment made after acquisition .....                                     |                   |                                      |
| 3. Current year change in encumbrances .....   |                   |                                      |
| 4. Total gain (loss) on disposals .....  |                   |                                      |
| 5. Deduct amounts received on disposals .....  |                   |                                      |
| 6. Total foreign exchange change in book/adjusted carrying value .....                     |                   |                                      |
| 7. Deduct current year's other than temporary impairment recognized .....                  |                   |                                      |
| 8. Deduct current year's depreciation .....  |                   |                                      |
| 9. Book/adjusted carrying value at the end of current period (Lines 1+2+3+4-5+6-7-8) ..... |                   |                                      |
| 10. Deduct total nonadmitted amounts .....   |                   |                                      |
| 11. Statement value at end of current period (Line 9 minus Line 10)                        |                   |                                      |

NONE

**SCHEDULE B - VERIFICATION**

Mortgage Loans

|   | 1<br>Year to Date | 2<br>Prior Year Ended<br>December 31 |
|---|-------------------|--------------------------------------|
| 1. Book value/recorded investment excluding accrued interest, December 31 of prior year .....                             |                   |                                      |
| 2. Cost of acquired:  |                   |                                      |
| 2.1 Actual cost at time of acquisition .....  |                   |                                      |
| 2.2 Additional investment made after acquisition .....  |                   |                                      |
| 3. Capitalized deferred interest and other .....  |                   |                                      |
| 4. Accrual of discount .....  |                   |                                      |
| 5. Unrealized valuation increase (decrease) .....   |                   |                                      |
| 6. Total gain (loss) on disposals .....   |                   |                                      |
| 7. Deduct amounts received on disposals .....   |                   |                                      |
| 8. Deduct amortization of premium and mortgage interest points and commitment fees .....                                  |                   |                                      |
| 9. Total foreign exchange change in book value/recorded investment excluding accrued interest .....                       |                   |                                      |
| 10. Deduct current year's other than temporary impairment recognized .....  |                   |                                      |
| 11. Book value/recorded investment excluding accrued interest at end of current period (Lines 1+2+3+4+5+6-7-8+9-10) ..... |                   |                                      |
| 12. Total valuation allowance .....   |                   |                                      |
| 13. Subtotal (Line 11 plus Line 12) .....   |                   |                                      |
| 14. Deduct total nonadmitted amounts .....  |                   |                                      |
| 15. Statement value at end of current period (Line 13 minus Line 14)  |                   |                                      |

NONE

**SCHEDULE BA - VERIFICATION**

Other Long-Term Invested Assets

|  | 1<br>Year to Date | 2<br>Prior Year Ended<br>December 31 |
|--|-------------------|--------------------------------------|
| 1. Book/adjusted carrying value, December 31 of prior year .....                             |                   |                                      |
| 2. Cost of acquired:   |                   |                                      |
| 2.1 Actual cost at time of acquisition .....   |                   |                                      |
| 2.2 Additional investment made after acquisition .....                                       |                   |                                      |
| 3. Capitalized deferred interest and other .....   |                   |                                      |
| 4. Accrual of discount .....   |                   |                                      |
| 5. Unrealized valuation increase (decrease) .....  |                   |                                      |
| 6. Total gain (loss) on disposals .....  |                   |                                      |
| 7. Deduct amounts received on disposals .....  |                   |                                      |
| 8. Deduct amortization of premium and depreciation .....                                     |                   |                                      |
| 9. Total foreign exchange change in book/adjusted carrying value .....                       |                   |                                      |
| 10. Deduct current year's other than temporary impairment recognized .....                   |                   |                                      |
| 11. Book/adjusted carrying value at end of current period (Lines 1+2+3+4+5+6-7-8+9-10) ..... |                   |                                      |
| 12. Deduct total nonadmitted amounts .....   |                   |                                      |
| 13. Statement value at end of current period (Line 11 minus Line 12)                         |                   |                                      |

NONE

**SCHEDULE D - VERIFICATION**

Bonds and Stocks

|   | 1<br>Year to Date | 2<br>Prior Year Ended<br>December 31 |
|---|-------------------|--------------------------------------|
| 1. Book/adjusted carrying value of bonds and stocks, December 31 of prior year .....      | 10,528,031        | 32,571,460                           |
| 2. Cost of bonds and stocks acquired .....  | 0                 | 5,500,611                            |
| 3. Accrual of discount .....  | 238               | 3,042                                |
| 4. Unrealized valuation increase (decrease) .....   | 0                 | 0                                    |
| 5. Total gain (loss) on disposals .....   | 4,105             | (48,816)                             |
| 6. Deduct consideration for bonds and stocks disposed of .....                            | 10,155,823        | 26,986,248                           |
| 7. Deduct amortization of premium .....   | 39,805            | 512,018                              |
| 8. Total foreign exchange change in book/adjusted carrying value .....                    | 0                 | 0                                    |
| 9. Deduct current year's other than temporary impairment recognized .....                 | 0                 | 0                                    |
| 10. Book/adjusted carrying value at end of current period (Lines 1+2+3+4+5-6-7+8-9) ..... | 336,746           | 10,528,031                           |
| 11. Deduct total nonadmitted amounts .....  | 0                 | 0                                    |
| 12. Statement value at end of current period (Line 10 minus Line 11)                      | 336,746           | 10,528,031                           |

STATEMENT AS OF SEPTEMBER 30, 2014 OF THE Unison Health Plan of the Capital Area, Inc.

**SCHEDULE D - PART 1B**

Showing the Acquisitions, Dispositions and Non-Trading Activity  
During the Current Quarter for all Bonds and Preferred Stock by NAIC Designation

| NAIC Designation                    | 1<br>Book/Adjusted<br>Carrying Value<br>Beginning<br>of Current Quarter | 2<br>Acquisitions<br>During<br>Current Quarter | 3<br>Dispositions<br>During<br>Current Quarter | 4<br>Non-Trading Activity<br>During<br>Current Quarter | 5<br>Book/Adjusted<br>Carrying Value<br>End of<br>First Quarter | 6<br>Book/Adjusted<br>Carrying Value<br>End of<br>Second Quarter | 7<br>Book/Adjusted<br>Carrying Value<br>End of<br>Third Quarter | 8<br>Book/Adjusted<br>Carrying Value<br>December 31<br>Prior Year |
|-------------------------------------|---|--|--|--|---|--|---|---|
| <b>BONDS</b>                        |   |  |  |  |   |  |   |   |
| 1. NAIC 1 (a) .....                 | 3,682,720   | 17,404   | 417,866  | (1,796)  | 13,314,544  | 3,682,720  | 3,280,462   | 13,411,586  |
| 2. NAIC 2 (a) .....                 | 0   | 0  | 0  | 0  | 316,406   | 0  | 0   | 166,913   |
| 3. NAIC 3 (a) .....                 | 0   | 0  | 0  | 0  | 0   | 0  | 0   | 0   |
| 4. NAIC 4 (a) .....                 | 0   | 0  | 0  | 0  | 0   | 0  | 0   | 0   |
| 5. NAIC 5 (a) .....                 | 0   | 0  | 0  | 0  | 0   | 0  | 0   | 0   |
| 6. NAIC 6 (a) .....                 | 0   | 0  | 0  | 0  | 0   | 0  | 0   | 0   |
| 7. Total Bonds                      | 3,682,720   | 17,404   | 417,866  | (1,796)  | 13,630,950  | 3,682,720  | 3,280,462   | 13,578,499  |
| <b>PREFERRED STOCK</b>              |   |  |  |  |   |  |   |   |
| 8. NAIC 1 .....                     | 0   | 0  | 0  | 0  | 0   | 0  | 0   | 0   |
| 9. NAIC 2 .....                     | 0   | 0  | 0  | 0  | 0   | 0  | 0   | 0   |
| 10. NAIC 3 .....                    | 0   | 0  | 0  | 0  | 0   | 0  | 0   | 0   |
| 11. NAIC 4 .....                    | 0   | 0  | 0  | 0  | 0   | 0  | 0   | 0   |
| 12. NAIC 5 .....                    | 0   | 0  | 0  | 0  | 0   | 0  | 0   | 0   |
| 13. NAIC 6 .....                    | 0   | 0  | 0  | 0  | 0   | 0  | 0   | 0   |
| 14. Total Preferred Stock           | 0   | 0  | 0  | 0  | 0   | 0  | 0   | 0   |
| 15. Total Bonds and Preferred Stock | 3,682,720   | 17,404   | 417,866  | (1,796)  | 13,630,950  | 3,682,720  | 3,280,462   | 13,578,499  |

(a) Book/Adjusted Carrying Value column for the end of the current reporting period includes the following amount of non-rated short-term and cash equivalent bonds by NAIC designation: NAIC 1 \$ .....0 ; NAIC 2 \$ .....0 ; NAIC 3 \$ .....0 ; NAIC 4 \$ .....0 ; NAIC 5 \$ .....0 ; NAIC 6 \$ .....0

S102

**SCHEDULE DA - PART 1**

## Short-Term Investments

|                | 1                               | 2         | 3           | 4                                  | 5  |
|----------------|---------------------------------|-----------|-------------|------------------------------------|--|
|                | Book/Adjusted<br>Carrying Value | Par Value | Actual Cost | Interest Collected<br>Year-to-Date | Paid for<br>Accrued Interest<br>Year-to-Date |
| 9199999 Totals | 2,943,715                       | xxx       | 2,943,715   | 909                                | 0  |

**SCHEDULE DA - VERIFICATION**

## Short-Term Investments

|   | 1            | 2                               |
|---|--------------|---------------------------------|
|   | Year To Date | Prior Year Ended<br>December 31 |
| 1. Book/adjusted carrying value, December 31 of prior year .....                          | 3,050,468    | 5,586,388                       |
| 2. Cost of short-term investments acquired .....  | 11,009,982   | 29,620,964                      |
| 3. Accrual of discount .....  | 0            | 0                               |
| 4. Unrealized valuation increase (decrease) .....   | 0            | 0                               |
| 5. Total gain (loss) on disposals .....   | 0            | (633)                           |
| 6. Deduct consideration received on disposals .....                                       | 11,116,735   | 32,134,704                      |
| 7. Deduct amortization of premium .....   | 0            | 21,547                          |
| 8. Total foreign exchange change in book/adjusted carrying value .....                    | 0            | 0                               |
| 9. Deduct current year's other than temporary impairment recognized .....                 | 0            | 0                               |
| 10. Book/adjusted carrying value at end of current period (Lines 1+2+3+4+5-6-7+8-9) ..... | 2,943,715    | 3,050,468                       |
| 11. Deduct total nonadmitted amounts .....  | 0            | 0                               |
| 12. Statement value at end of current period (Line 10 minus Line 11)                      | 2,943,715    | 3,050,468                       |

Schedule DB - Part A - Verification - Options, Caps, Floors, Collars, Swaps and Forwards  
**N O N E**

Schedule DB - Part B - Verification - Futures Contracts  
**N O N E**

Schedule DB - Part C - Section 1 - Replication (Synthetic Asset) Transactions (RSATs) Open  
**N O N E**

Schedule DB-Part C-Section 2-Reconciliation of Replication (Synthetic Asset) Transactions Open  
**N O N E**

Schedule DB - Verification - Book/Adjusted Carrying Value, Fair Value and Potential Exposure of  
Derivatives  
**N O N E**

Schedule E - Verification - Cash Equivalents  
**N O N E**

Schedule A - Part 2 - Real Estate Acquired and Additions Made  
**N O N E**

Schedule A - Part 3 - Real Estate Disposed  
**N O N E**

Schedule B - Part 2 - Mortgage Loans Acquired  
**N O N E**

Schedule B - Part 3 - Mortgage Loans Disposed, Transferred or Repaid  
**N O N E**

Schedule BA - Part 2 - Other Long-Term Invested Assets Acquired  
**N O N E**

Schedule BA - Part 3 - Other Long-Term Invested Assets Disposed, Transferred or Repaid  
**N O N E**

Schedule D - Part 3 - Long-Term Bonds and Stocks Acquired  
**N O N E**

Schedule D - Part 4 - Long-Term Bonds and Stocks Sold, Redeemed or Otherwise Disposed Of  
**N O N E**

Schedule DB - Part A - Section 1 - Options, Caps, Floors, Collars, Swaps and Forwards Open  
**N O N E**

Schedule DB - Part B - Section 1 - Futures Contracts Open  
**N O N E**

Schedule DB - Part B - Section 1B - Brokers with whom cash deposits have been made  
**N O N E**

Schedule DB - Part D - Section 1 - Counterparty Exposure for Derivative Instruments Open  
**N O N E**

Schedule DB - Part D-Section 2 - Collateral for Derivative Instruments Open - Pledged By  
**N O N E**

Schedule DB - Part D-Section 2 - Collateral for Derivative Instruments Open - Pledged To  
**N O N E**

Schedule DL - Part 1 - Reinvested Collateral Assets Owned  
**N O N E**

Schedule DL - Part 2 - Reinvested Collateral Assets Owned  
**N O N E**



Schedule E - Part 2 - Cash Equivalents - Investments Owned End of Current Quarter

**N O N E**