



# HEALTH QUARTERLY STATEMENT

AS OF JUNE 30, 2015  
OF THE CONDITION AND AFFAIRS OF THE

## Unison Health Plan of the Capital Area, Inc.

NAIC Group Code 0707 0707 NAIC Company Code 13032 Employer's ID Number 26-0651931  
(Current) (Prior)

Organized under the Laws of District of Columbia, State of Domicile or Port of Entry District of Columbia

Country of Domicile United States of America

Licensed as business type: Health Maintenance Organization

Is HMO Federally Qualified? Yes [ ] No [ X ]

Incorporated/Organized 05/03/2007 Commenced Business 03/01/2008

Statutory Home Office 701 Pennsylvania Ave NW, Suite 200, Washington, DC, US 20004  
(Street and Number) (City or Town, State, Country and Zip Code)

Main Administrative Office 9900 Bren Road East  
(Street and Number)  
Minnetonka, MN, US 55343, 952-979-6165  
(City or Town, State, Country and Zip Code) (Area Code) (Telephone Number)

Mail Address 9900 Bren Road East, Minnetonka, MN, US 55343  
(Street and Number or P.O. Box) (City or Town, State, Country and Zip Code)

Primary Location of Books and Records 9900 Bren Road East  
(Street and Number)  
Minnetonka, MN, US 55343, 952-979-6165  
(City or Town, State, Country and Zip Code) (Area Code) (Telephone Number)

Internet Website Address www.unisonhealthplan.com

Statutory Statement Contact Daynita M Smith, 952-979-6165  
(Name) (Area Code) (Telephone Number)  
daynita\_smith@uhc.com, 952-979-7825  
(E-mail Address) (FAX Number)

### OFFICERS

President, Chief Executive Officer Allison McConomy Davenport Treasurer Robert Worth Oberrender  
Secretary Christina Regina Palme-Krizak Chief Financial Officer James Edwin Love

### OTHER

Michelle Marie Huntley Assistant Secretary

### DIRECTORS OR TRUSTEES

Allison McConomy Davenport Phillip Robert Franz Robert Jacob David Menkes

State of \_\_\_\_\_ State of \_\_\_\_\_ State of \_\_\_\_\_  
County of \_\_\_\_\_ County of \_\_\_\_\_ County of \_\_\_\_\_

The officers of this reporting entity being duly sworn, each depose and say that they are the described officers of said reporting entity, and that on the reporting period stated above, all of the herein described assets were the absolute property of the said reporting entity, free and clear from any liens or claims thereon, except as herein stated, and that this statement, together with related exhibits, schedules and explanations therein contained, annexed or referred to, is a full and true statement of all the assets and liabilities and of the condition and affairs of the said reporting entity as of the reporting period stated above, and of its income and deductions therefrom for the period ended, and have been completed in accordance with the NAIC Annual Statement Instructions and Accounting Practices and Procedures manual except to the extent that: (1) state law may differ; or, (2) that state rules or regulations require differences in reporting not related to accounting practices and procedures, according to the best of their information, knowledge and belief, respectively. Furthermore, the scope of this attestation by the described officers also includes the related corresponding electronic filing with the NAIC, when required, that is an exact copy (except for formatting differences due to electronic filing) of the enclosed statement. The electronic filing may be requested by various regulators in lieu of or in addition to the enclosed statement.

Allison McConomy Davenport Christina Regina Palme-Krizak  
President, Chief Executive Officer Secretary

Subscribed and sworn to before me this \_\_\_\_\_ day of \_\_\_\_\_  
Subscribed and sworn to before me this \_\_\_\_\_ day of \_\_\_\_\_  
Subscribed and sworn to before me this \_\_\_\_\_ day of \_\_\_\_\_

- a. Is this an original filing?..... Yes [ X ] No [ ]  
b. If no,  
1. State the amendment number.....  
2. Date filed.....  
3. Number of pages attached.....

**ASSETS**

	Current Statement Date			4 December 31 Prior Year Net Admitted Assets
	1 Assets	2 Nonadmitted Assets	3 Net Admitted Assets (Cols. 1 - 2)	
1. Bonds .....	331,320		331,320	334,929
2. Stocks:				
2.1 Preferred stocks .....			0	0
2.2 Common stocks .....			0	0
3. Mortgage loans on real estate:				
3.1 First liens .....			0	0
3.2 Other than first liens.....			0	0
4. Real estate:				
4.1 Properties occupied by the company (less \$ encumbrances) .....			0	0
4.2 Properties held for the production of income (less \$ ..... encumbrances) .....			0	0
4.3 Properties held for sale (less \$ encumbrances) .....			0	0
5. Cash (\$ .....6,036,534 ), cash equivalents (\$ ..... ) and short-term investments (\$ .....644,707 ) .....	6,681,241		6,681,241	5,598,737
6. Contract loans (including \$ ..... premium notes) .....			0	0
7. Derivatives .....			0	0
8. Other invested assets .....			0	0
9. Receivables for securities .....	0		0	0
10. Securities lending reinvested collateral assets .....			0	0
11. Aggregate write-ins for invested assets .....	0	0	0	0
12. Subtotals, cash and invested assets (Lines 1 to 11) .....	7,012,562	0	7,012,562	5,933,666
13. Title plants less \$ ..... charged off (for Title insurers only) .....			0	0
14. Investment income due and accrued .....	1,566		1,566	1,668
15. Premiums and considerations:				
15.1 Uncollected premiums and agents' balances in the course of collection .....			0	0
15.2 Deferred premiums, agents' balances and installments booked but deferred and not yet due (including \$ ..... earned but unbilled premiums) .....			0	0
15.3 Accrued retrospective premiums .....			0	0
16. Reinsurance:				
16.1 Amounts recoverable from reinsurers .....			0	0
16.2 Funds held by or deposited with reinsured companies .....			0	0
16.3 Other amounts receivable under reinsurance contracts .....			0	0
17. Amounts receivable relating to uninsured plans .....			0	0
18.1 Current federal and foreign income tax recoverable and interest thereon .....	0		0	397,827
18.2 Net deferred tax asset .....	4,413	0	4,413	3,497
19. Guaranty funds receivable or on deposit .....			0	0
20. Electronic data processing equipment and software .....			0	0
21. Furniture and equipment, including health care delivery assets (\$ ..... ) .....			0	0
22. Net adjustment in assets and liabilities due to foreign exchange rates .....			0	0
23. Receivables from parent, subsidiaries and affiliates .....			0	25,678
24. Health care (\$ ..... ) and other amounts receivable .....	12,491	12,491	0	0
25. Aggregate write-ins for other than invested assets .....	0	0	0	0
26. Total assets excluding Separate Accounts, Segregated Accounts and Protected Cell Accounts (Lines 12 to 25) .....	7,031,032	12,491	7,018,541	6,362,336
27. From Separate Accounts, Segregated Accounts and Protected Cell Accounts .....			0	0
28. Total (Lines 26 and 27)	7,031,032	12,491	7,018,541	6,362,336
<b>DETAILS OF WRITE-INS</b>				
1101. ....				
1102. ....				
1103. ....				
1198. Summary of remaining write-ins for Line 11 from overflow page .....	0	0	0	0
1199. Totals (Lines 1101 through 1103 plus 1198)(Line 11 above) .....	0	0	0	0
2501. ....				
2502. ....				
2503. ....				
2598. Summary of remaining write-ins for Line 25 from overflow page .....	0	0	0	0
2599. Totals (Lines 2501 through 2503 plus 2598)(Line 25 above) .....	0	0	0	0

**LIABILITIES, CAPITAL AND SURPLUS**

	Current Period			Prior Year
	1 Covered	2 Uncovered	3 Total	4 Total
1. Claims unpaid (less \$ ..... reinsurance ceded) .....	347		347	13,133
2. Accrued medical incentive pool and bonus amounts .....			0	0
3. Unpaid claims adjustment expenses .....	33		33	23
4. Aggregate health policy reserves, including the liability of \$ ..... for medical loss ratio rebate per the Public Health Service Act .....			0	0
5. Aggregate life policy reserves .....			0	0
6. Property/casualty unearned premium reserve .....			0	0
7. Aggregate health claim reserves .....			0	0
8. Premiums received in advance .....			0	0
9. General expenses due or accrued .....	181,603		181,603	170,083
10.1 Current federal and foreign income tax payable and interest thereon (including \$ ..... on realized gains (losses)) .....	545,379		545,379	0
10.2 Net deferred tax liability .....			0	0
11. Ceded reinsurance premiums payable .....			0	0
12. Amounts withheld or retained for the account of others .....			0	0
13. Remittances and items not allocated .....			0	0
14. Borrowed money (including \$ ..... current) and interest thereon \$ ..... (including \$ ..... current) .....			0	0
15. Amounts due to parent, subsidiaries and affiliates .....	25,114		25,114	0
16. Derivatives .....			0	0
17. Payable for securities .....			0	0
18. Payable for securities lending .....			0	0
19. Funds held under reinsurance treaties (with \$ ..... authorized reinsurers, \$ ..... unauthorized reinsurers and \$ ..... certified reinsurers) .....			0	0
20. Reinsurance in unauthorized and certified (\$ ..... ) companies .....			0	0
21. Net adjustments in assets and liabilities due to foreign exchange rates .....			0	0
22. Liability for amounts held under uninsured plans .....			0	0
23. Aggregate write-ins for other liabilities (including \$ .....14,723 current) .....	14,723	0	14,723	15,579
24. Total liabilities (Lines 1 to 23) .....	767,200	0	767,200	198,818
25. Aggregate write-ins for special surplus funds .....	XXX	XXX	0	0
26. Common capital stock .....	XXX	XXX	1,000	1,000
27. Preferred capital stock .....	XXX	XXX		
28. Gross paid in and contributed surplus .....	XXX	XXX	24,499,000	24,499,000
29. Surplus notes .....	XXX	XXX		
30. Aggregate write-ins for other than special surplus funds .....	XXX	XXX	0	0
31. Unassigned funds (surplus) .....	XXX	XXX	(18,248,658)	(18,336,482)
32. Less treasury stock, at cost:				
32.1 ..... shares common (value included in Line 26 \$ ..... ) .....	XXX	XXX		
32.2 ..... shares preferred (value included in Line 27 \$ ..... ) .....	XXX	XXX		
33. Total capital and surplus (Lines 25 to 31 minus Line 32) .....	XXX	XXX	6,251,342	6,163,518
34. Total liabilities, capital and surplus (Lines 24 and 33) .....	XXX	XXX	7,018,541	6,362,336
<b>DETAILS OF WRITE-INS</b>				
2301. Unclaimed Property .....	14,723		14,723	15,579
2302. ....				
2303. ....				
2398. Summary of remaining write-ins for Line 23 from overflow page .....	0	0	0	0
2399. Totals (Lines 2301 through 2303 plus 2398)(Line 23 above) .....	14,723	0	14,723	15,579
2501. ....	XXX	XXX		
2502. ....	XXX	XXX		
2503. ....	XXX	XXX		
2598. Summary of remaining write-ins for Line 25 from overflow page .....	XXX	XXX	0	0
2599. Totals (Lines 2501 through 2503 plus 2598)(Line 25 above) .....	XXX	XXX	0	0
3001. ....	XXX	XXX		
3002. ....	XXX	XXX		
3003. ....	XXX	XXX		
3098. Summary of remaining write-ins for Line 30 from overflow page .....	XXX	XXX	0	0
3099. Totals (Lines 3001 through 3003 plus 3098)(Line 30 above) .....	XXX	XXX	0	0

**STATEMENT OF REVENUE AND EXPENSES**

	Current Year To Date		Prior Year To Date	Prior Year Ended December 31
	1 Uncovered	2 Total	3 Total	4 Total
1. Member Months	XXX	0		
2. Net premium income ( including \$ non-health premium income)	XXX			
3. Change in unearned premium reserves and reserve for rate credits	XXX			
4. Fee-for-service (net of \$ medical expenses)	XXX			
5. Risk revenue	XXX			
6. Aggregate write-ins for other health care related revenues	XXX	0	0	0
7. Aggregate write-ins for other non-health revenues	XXX	0	0	0
8. Total revenues (Lines 2 to 7)	XXX	0	0	0
<b>Hospital and Medical:</b>				
9. Hospital/medical benefits		(168,431)	(283,124)	(885,328)
10. Other professional services		(32,607)	(29,993)	(58,137)
11. Outside referrals				
12. Emergency room and out-of-area		(52,113)	(58,115)	(97,912)
13. Prescription drugs		(30,915)	(3,722)	(2,136)
14. Aggregate write-ins for other hospital and medical	0	0	0	0
15. Incentive pool, withhold adjustments and bonus amounts				
16. Subtotal (Lines 9 to 15)	0	(284,066)	(374,955)	(1,043,513)
<b>Less:</b>				
17. Net reinsurance recoveries		(669)	(8,612)	(11,140)
18. Total hospital and medical (Lines 16 minus 17)	0	(283,397)	(366,342)	(1,032,373)
19. Non-health claims (net)				
20. Claims adjustment expenses, including \$ cost containment expenses		10	149,316	(12,685)
21. General administrative expenses		148,565	125,143	1,628,983
22. Increase in reserves for life and accident and health contracts (including \$ increase in reserves for life only)				0
23. Total underwriting deductions (Lines 18 through 22)	0	(134,821)	(91,883)	583,925
24. Net underwriting gain or (loss) (Lines 8 minus 23)	XXX	134,821	91,883	(583,925)
25. Net investment income earned		2,914	45,441	48,289
26. Net realized capital gains (losses) less capital gains tax of \$			2,408	2,408
27. Net investment gains (losses) (Lines 25 plus 26)	0	2,914	47,848	50,697
28. Net gain or (loss) from agents' or premium balances charged off [(amount recovered \$ ) (amount charged off \$ )]				
29. Aggregate write-ins for other income or expenses	0	0	0	0
30. Net income or (loss) after capital gains tax and before all other federal income taxes (Lines 24 plus 27 plus 28 plus 29)	XXX	137,735	139,731	(533,228)
31. Federal and foreign income taxes incurred	XXX	48,208	47,802	(204,527)
32. Net income (loss) (Lines 30 minus 31)	XXX	89,527	91,929	(328,701)
<b>DETAILS OF WRITE-INS</b>				
0601.	XXX			
0602.	XXX			
0603.	XXX			
0698. Summary of remaining write-ins for Line 6 from overflow page	XXX	0	0	0
0699. Totals (Lines 0601 through 0603 plus 0698)(Line 6 above)	XXX	0	0	0
0701.	XXX			
0702.	XXX			
0703.	XXX			
0798. Summary of remaining write-ins for Line 7 from overflow page	XXX	0	0	0
0799. Totals (Lines 0701 through 0703 plus 0798)(Line 7 above)	XXX	0	0	0
1401.				
1402.				
1403.				
1498. Summary of remaining write-ins for Line 14 from overflow page	0	0	0	0
1499. Totals (Lines 1401 through 1403 plus 1498)(Line 14 above)	0	0	0	0
2901.				
2902.				
2903.				
2998. Summary of remaining write-ins for Line 29 from overflow page	0	0	0	0
2999. Totals (Lines 2901 through 2903 plus 2998)(Line 29 above)	0	0	0	0

**STATEMENT OF REVENUE AND EXPENSES (Continued)**

	1 Current Year to Date	2 Prior Year to Date	3 Prior Year Ended December 31
<b>CAPITAL AND SURPLUS ACCOUNT</b>			
33. Capital and surplus prior reporting year.....	6,163,518	16,143,001	16,143,001
34. Net income or (loss) from Line 32 .....	89,527	91,929	(328,701)
35. Change in valuation basis of aggregate policy and claim reserves .....			
36. Change in net unrealized capital gains (losses) less capital gains tax of \$ .....	0		
37. Change in net unrealized foreign exchange capital gain or (loss) .....			
38. Change in net deferred income tax .....	917	16,892	(213,874)
39. Change in nonadmitted assets .....	(2,620)	(48,262)	563,092
40. Change in unauthorized and certified reinsurance .....	0	0	0
41. Change in treasury stock .....	0	0	0
42. Change in surplus notes .....	0	0	0
43. Cumulative effect of changes in accounting principles.....			
44. Capital Changes:			
44.1 Paid in .....	0	0	0
44.2 Transferred from surplus (Stock Dividend).....	0	0	0
44.3 Transferred to surplus.....			
45. Surplus adjustments:			
45.1 Paid in .....	0	(10,000,000)	(10,000,000)
45.2 Transferred to capital (Stock Dividend) .....			
45.3 Transferred from capital .....			
46. Dividends to stockholders .....			
47. Aggregate write-ins for gains or (losses) in surplus .....	0	0	0
48. Net change in capital & surplus (Lines 34 to 47) .....	87,824	(9,939,441)	(9,979,483)
49. Capital and surplus end of reporting period (Line 33 plus 48)	6,251,342	6,203,560	6,163,518
<b>DETAILS OF WRITE-INS</b>			
4701. ....			
4702. ....			
4703. ....			
4798. Summary of remaining write-ins for Line 47 from overflow page .....	0	0	0
4799. Totals (Lines 4701 through 4703 plus 4798)(Line 47 above)	0	0	0

**CASH FLOW**

	1 Current Year To Date	2 Prior Year To Date	3 Prior Year Ended December 31
<b>Cash from Operations</b>			
1. Premiums collected net of reinsurance .....	0	0	0
2. Net investment income .....	6,624	137,516	141,849
3. Miscellaneous income .....	0	0	0
4. Total (Lines 1 to 3) .....	6,624	137,516	141,849
5. Benefit and loss related payments .....	(267,990)	3,564,196	2,935,614
6. Net transfers to Separate Accounts, Segregated Accounts and Protected Cell Accounts .....			
7. Commissions, expenses paid and aggregate write-ins for deductions .....	137,045	1,896,052	1,916,927
8. Dividends paid to policyholders .....			
9. Federal and foreign income taxes paid (recovered) net of \$ ..... tax on capital gains (losses) .....	(894,999)	(1,982,001)	(1,781,696)
10. Total (Lines 5 through 9) .....	(1,025,944)	3,478,248	3,070,844
11. Net cash from operations (Line 4 minus Line 10) .....	1,032,568	(3,340,732)	(2,928,995)
<b>Cash from Investments</b>			
12. Proceeds from investments sold, matured or repaid:			
12.1 Bonds .....	0	10,155,823	10,155,825
12.2 Stocks .....	0	0	0
12.3 Mortgage loans .....	0	0	0
12.4 Real estate .....	0	0	0
12.5 Other invested assets .....	0	0	0
12.6 Net gains or (losses) on cash, cash equivalents and short-term investments .....	0	0	0
12.7 Miscellaneous proceeds .....	0	0	0
12.8 Total investment proceeds (Lines 12.1 to 12.7) .....	0	10,155,823	10,155,825
13. Cost of investments acquired (long-term only):			
13.1 Bonds .....	0	0	0
13.2 Stocks .....	0	0	0
13.3 Mortgage loans .....	0	0	0
13.4 Real estate .....	0	0	0
13.5 Other invested assets .....	0	0	0
13.6 Miscellaneous applications .....	0	0	0
13.7 Total investments acquired (Lines 13.1 to 13.6) .....	0	0	0
14. Net increase (or decrease) in contract loans and premium notes .....	0	0	0
15. Net cash from investments (Line 12.8 minus Line 13.7 and Line 14) .....	0	10,155,823	10,155,825
<b>Cash from Financing and Miscellaneous Sources</b>			
16. Cash provided (applied):			
16.1 Surplus notes, capital notes .....	0	0	0
16.2 Capital and paid in surplus, less treasury stock .....	0	(10,000,000)	(10,000,000)
16.3 Borrowed funds .....	0	0	0
16.4 Net deposits on deposit-type contracts and other insurance liabilities .....	0	0	0
16.5 Dividends to stockholders .....	0	0	0
16.6 Other cash provided (applied) .....	49,936	(585,883)	(427,160)
17. Net cash from financing and miscellaneous sources (Line 16.1 through Line 16.4 minus Line 16.5 plus Line 16.6) .....	49,936	(10,585,883)	(10,427,160)
<b>RECONCILIATION OF CASH, CASH EQUIVALENTS AND SHORT-TERM INVESTMENTS</b>			
18. Net change in cash, cash equivalents and short-term investments (Line 11, plus Lines 15 and 17) .....	1,082,503	(3,770,792)	(3,200,330)
19. Cash, cash equivalents and short-term investments:			
19.1 Beginning of year .....	5,598,737	8,799,068	8,799,068
19.2 End of period (Line 18 plus Line 19.1) .....	6,681,241	5,028,275	5,598,737

Note: Supplemental disclosures of cash flow information for non-cash transactions:

--	--	--	--

**EXHIBIT OF PREMIUMS, ENROLLMENT AND UTILIZATION**

	1 Total	Comprehensive (Hospital & Medical)		4 Medicare Supplement	5 Vision Only	6 Dental Only	7 Federal Employees Health Benefit Plan	8 Title XVIII Medicare	9 Title XIX Medicaid	10 Other
		2 Individual	3 Group							
<b>Total Members at end of:</b>										
1. Prior Year .....	.0	.0	.0	.0	.0	.0	.0	.0	.0	.0
2. First Quarter .....	.0	.0	.0	.0	.0	.0	.0	.0	.0	.0
3. Second Quarter .....	.0									
4. Third Quarter .....	.0									
5. Current Year	0									
6. Current Year Member Months	0									
<b>Total Member Ambulatory Encounters for Period:</b>										
7. Physician .....	.0									
8. Non-Physician .....	0									
9. Total	0	0	0	0	0	0	0	0	0	0
10. Hospital Patient Days Incurred	0									
11. Number of Inpatient Admissions	0									
12. Health Premiums Written (a) .....	.0									
13. Life Premiums Direct .....	.0									
14. Property/Casualty Premiums Written .....	.0									
15. Health Premiums Earned .....	.0									
16. Property/Casualty Premiums Earned .....	.0									
17. Amount Paid for Provision of Health Care Services.....	(267,990)	(2,370)						(265,620)		
18. Amount Incurred for Provision of Health Care Services	(284,066)	(194,159)						(89,907)		

(a) For health premiums written: amount of Medicare Title XVIII exempt from state taxes or fees \$ .....

**CLAIMS UNPAID AND INCENTIVE POOL, WITHHOLD AND BONUS (Reported and Unreported)**

Aging Analysis of Unpaid Claims

1 Account	2 1 - 30 Days	3 31 - 60 Days	4 61 - 90 Days	5 91 - 120 Days	6 Over 120 Days	7 Total
<b>Claims Unpaid (Reported)</b>						
.....						
.....						
.....						
.....						
.....						
.....						
.....						
.....						
.....						
.....						
.....						
.....						
.....						
.....						
.....						
.....						
.....						
.....						
.....						
.....						
.....						
.....						
.....						
.....						
.....						
.....						
.....						
.....						
.....						
.....						
.....						
.....						
.....						
.....						
.....						
.....						
0299999 Aggregate accounts not individually listed-uncovered						0
0399999 Aggregate accounts not individually listed-covered						0
0499999 Subtotals	0	0	0	0	0	0
0599999 Unreported claims and other claim reserves						347
0699999 Total amounts withheld						
0799999 Total claims unpaid						347
0899999 Accrued medical incentive pool and bonus amounts						



**UNDERWRITING AND INVESTMENT EXHIBIT**

**ANALYSIS OF CLAIMS UNPAID - PRIOR YEAR - NET OF REINSURANCE**

Line of Business	Claims Paid Year to Date		Liability End of Current Quarter		5 Claims Incurred in Prior Years (Columns 1 + 3)	6 Estimated Claim Reserve and Claim Liability December 31 of Prior Year
	1 On Claims Incurred Prior to January 1 of Current Year	2 On Claims Incurred During the Year	3 On Claims Unpaid Dec. 31 of Prior Year	4 On Claims Incurred During the Year		
1. Comprehensive (hospital and medical) .....	(2,370)		260		(2,110)	134
2. Medicare Supplement .....					0	0
3. Dental Only .....					0	0
4. Vision Only .....					0	0
5. Federal Employees Health Benefits Plan .....					0	0
6. Title XVIII - Medicare .....					0	0
7. Title XIX - Medicaid .....	(265,620)		88		(265,532)	12,998
8. Other health .....					0	0
9. Health subtotal (Lines 1 to 8) .....	(267,990)	0	348	0	(267,642)	13,132
10. Healthcare receivables (a) .....	12,491				12,491	9,870
11. Other non-health .....					0	0
12. Medical incentive pools and bonus amounts .....					0	0
13. Totals (Lines 9-10+11+12)	(280,481)	0	348	0	(280,133)	3,262

(a) Excludes \$ ..... loans or advances to providers not yet expensed.

---

## NOTES TO FINANCIAL STATEMENTS

---

**1. SUMMARY OF SIGNIFICANT ACCOUNTING POLICIES****A. Accounting Practices**

Unison Health Plan of the Capital Area, Inc. (the "Company") had a contract (the "Contract") with the Government of the District of Columbia, Office of Contracting and Procurement (the "District"), to provide health care services to Medicaid and Health Care Alliance ("Alliance"), a program for uninsured children and adults, eligible beneficiaries in the District of Columbia. This contract represented 100% of the Company's direct written premiums and was effective through April 30, 2013. The District executed an extension of the Company's provider contract for the period from May 1, 2013 to June 30, 2013. Effective July 1, 2013, the contract expired and the Company's operations were discontinued.

The financial statements of the Company are presented on the basis of accounting practices prescribed or permitted by the District of Columbia Department of Insurance, Securities, and Banking (the "DISB").

The Department recognizes only statutory accounting practices, prescribed or permitted by the District of Columbia, for determining and reporting the financial condition and results of operations of a health maintenance organization ("HMO"), for determining its solvency under District of Columbia Insurance Law. The state prescribes the use of the National Association of Insurance Commissioners' ("NAIC") Accounting Practices and Procedures manual ("NAIC SAP") in effect for the accounting periods covered in the statutory basis financial statements.

No significant differences exist between the practices prescribed or permitted by the District of Columbia and those prescribed or permitted by the NAIC SAP that materially affect the statutory basis net income (loss) and capital and surplus as illustrated in the table below:

	State of Domicile	June 30, 2015	December 31, 2014
<b>Net Income(Loss)</b>			
(1) Company state basis	District of Columbia	\$ 89,527	\$ (328,701)
(2) State prescribed practices that increase/(decrease) NAIC SAP: None	District of Columbia	-	-
(3) State permitted practices that increase/(decrease) NAIC SAP: None	District of Columbia	-	-
(4) NAIC SAP (1-2-3=4)	District of Columbia	<u>\$ 89,527</u>	<u>\$ (328,701)</u>
<b>Capital and Surplus</b>			
(5) Company state basis	District of Columbia	\$ 6,251,342	\$ 6,163,518
(6) State prescribed practices that increase/(decrease) NAIC SAP: None	District of Columbia	-	-
(7) State permitted practices that increase/(decrease) NAIC SAP: None	District of Columbia	-	-
(8) NAIC SAP (5-6-7=8)	District of Columbia	<u>\$ 6,251,342</u>	<u>\$ 6,163,518</u>

**B. Use of Estimates in the Preparation of the Statutory Basis Financial Statements**

No significant change.

**C. Accounting Policy**

No significant change.

**2. ACCOUNTING CHANGES AND CORRECTION OF ERRORS**

No significant change.

**3. BUSINESS COMBINATIONS AND GOODWILL**

**A–D.** No significant change.

**4. DISCONTINUED OPERATIONS**

Effective July 1, 2013, the Company's contract with the District to provide health care services to Medicaid and Alliance eligible beneficiaries expired and operations were discontinued. This did not require regulatory approval and the results of the Company's discontinued operations have been reported consistently with the Company's reporting of continued operations. The Company is committed to maintaining adequate operating cash and required capital and surplus levels to fund the run-out of related claims. In addition, the parent company, Three Rivers Holdings, Inc. ("TRH"), is committed to and has the financial resources for the Company to meet all of its financial obligations. In the event of an immediate and material cash demand, capital infusions or subordinated revolving credit loans would be executed to address cash requirements. There are no restrictions which would preclude this from happening in a timely manner.

**5. INVESTMENTS AND OTHER INVESTED ASSETS**

**A. Mortgage Loans, including Mezzanine Real Estate Loans**

No significant change.

**B. Debt Restructuring**

No significant change.

**C. Reverse Mortgages**

No significant change.

**D. Loan-Backed Securities**

(1-5) The Company has no loan-backed securities as of June 30, 2015 and December 31, 2014.

**E. Repurchase Agreements and/or Securities Lending Transactions**

The Company does not have any repurchase agreements and/or securities lending transactions.

**F. Real Estate**

No significant change.

**G. Low-Income Housing Tax Credits**

No significant change.

**H. Restricted Assets**

No significant change.

**I. Working Capital Finance Investments**

Not applicable.

**J. Offsetting and Netting of Assets and Liabilities**

The Company does not have any offsetting or netting of assets and liabilities as it relates to derivatives, repurchase and reverse repurchase agreements, and securities borrowing and securities lending activities.

**K. Structured Notes**

The Company does not have any structured notes.

**6. JOINT VENTURES, PARTNERSHIPS, AND LIMITED LIABILITY COMPANIES**

A-B. No significant change.

**7. INVESTMENT INCOME**

A-B. No significant change.

**8. DERIVATIVE INSTRUMENTS**

A-F. No significant change.

**9. INCOME TAXES**

**A–G.** No significant change.

**10. INFORMATION CONCERNING PARENT, SUBSIDIARIES, AND AFFILIATES**

**A–L. Material Related Party Transactions**

No significant change.

**11. DEBT**

**A–B.** No significant change.

**12. RETIREMENT PLANS, DEFERRED COMPENSATION, POSTEMPLOYMENT BENEFITS AND COMPENSATED ABSENCES, AND OTHER POSTRETIREMENT BENEFIT PLANS**

**A–I.** The Company has no defined benefit plans, defined contribution plans, multiemployer plans, consolidated/holding company plans, postemployment benefits, and compensated absences plans and is not impacted by the Medicare Modernization Act on postretirement benefits, since all personnel are employees of United HealthCare Services, Inc. (“UHS”), which provides services to the Company under the terms of a management agreement.

**13. CAPITAL AND SURPLUS, SHAREHOLDERS’ DIVIDEND RESTRICTIONS, AND QUASI-REORGANIZATIONS**

**(1–13)** No significant change.

**14. LIABILITIES, CONTINGENCIES AND ASSESSMENTS**

**A–F.** No significant change.

**15. LEASES**

**A–B.** No significant change.

**16. INFORMATION ABOUT FINANCIAL INSTRUMENTS WITH OFF-BALANCE-SHEET RISK AND FINANCIAL INSTRUMENTS WITH CONCENTRATIONS OF CREDIT RISK**

**(1–4)** No significant change.

**17. SALE, TRANSFER, AND SERVICING OF FINANCIAL ASSETS AND EXTINGUISHMENTS OF LIABILITIES**

**A.** The Company did not have any transfers of receivables reported as sales as of June 30, 2015 or December 31, 2014.

**B.** The Company did not have any transfer and servicing of financial assets as of June 30, 2015 or December 31, 2014.

**C.** No transactions involving wash sales of securities with an NAIC designation of 3 or below or unrated securities occurred as of June 30, 2015 or the year ended December 31, 2014.

**18. GAIN OR LOSS TO THE REPORTING ENTITY FROM UNINSURED PLANS AND THE UNINSURED PORTION OF PARTIALLY INSURED PLANS**

**A–C.** No significant change.

**19. DIRECT PREMIUM WRITTEN/PRODUCED BY MANAGING GENERAL AGENTS/THIRD-PARTY ADMINISTRATORS**

No significant change.

**20. FAIR VALUE MEASUREMENT**

The NAIC SAP defines fair value, establishes a framework for measuring fair value, and outlines the disclosure requirements related to fair value measurements. The fair value hierarchy is as follows:

*Level 1* — Quoted (unadjusted) prices for identical assets in active markets.

*Level 2* — Other observable inputs, either directly or indirectly, including:

- Quoted prices for similar assets in active markets;

STATEMENT AS OF JUNE 30, 2015 OF THE Unison Health Plan of the Capital Area, Inc.

- Quoted prices for identical or similar assets in nonactive markets (few transactions, limited information, noncurrent prices, high variability over time, etc.);
- Inputs other than quoted prices that are observable for the asset (interest rates, yield curves, volatilities, default rates, etc.);
- Inputs that are derived principally from or corroborated by other observable market data.

*Level 3* — Unobservable inputs that cannot be corroborated by observable market data.

The estimated fair values of bonds and short-term investments are based on quoted market prices, where available. The Company obtains one price for each security primarily from a third-party pricing service (“pricing service”), which generally uses quoted prices or other observable inputs for the determination of fair value. The pricing service normally derives the security prices through recently reported trades for identical or similar securities, making adjustments through the reporting date based upon available observable market information. For securities not actively traded, the pricing service may use quoted market prices of comparable instruments or discounted cash flow analyses, incorporating inputs that are currently observable in the markets for similar securities. Inputs that are often used in the valuation methodologies include, but are not limited to, non-binding broker quotes, benchmark yields, credit spreads, default rates and prepayment speeds. As the Company is responsible for the determination of fair value, it performs quarterly analyses on the prices received from the pricing service to determine whether the prices are reasonable estimates of fair value. Specifically, the Company compares the prices received from the pricing service to a secondary pricing source; prices reported by its custodian, its investment consultant and third-party investment advisors. Additionally, the Company compares changes in the reported market values and returns to relevant market indices to test the reasonableness of the reported prices. The Company’s internal price verification procedures and review of fair value methodology documentation provided by independent pricing services have not historically resulted in an adjustment in the prices obtained from the pricing service.

In instances in which the inputs used to measure fair value fall into different levels of the fair value hierarchy, the fair value measurement has been determined based on the lowest-level input that is significant to the fair value measurement in its entirety. The Company’s assessment of the significance of a particular item to the fair value measurement in its entirety requires judgment, including the consideration of inputs specific to the asset or liability.

**A. Fair Value**

(1–5) The Company does not have any financial assets that are measured and reported at fair value in the statutory basis statements of admitted assets, liabilities, and capital and surplus at June 30, 2015 and December 31, 2014.

**B. Fair Value Combination** — Not applicable.

**C. Aggregate Fair Value Hierarchy**

The aggregate fair value by hierarchy of all financial instruments as of June 30, 2015 and December 31, 2014, is presented in the table below:

Types of Financial Investment	June 30, 2015					
	Aggregate Fair Value	Admitted Assets	(Level 1)	(Level 2)	(Level 3)	Not Practical Carrying Value
U.S. government and agency securities	\$ 335,646	\$ 331,320	\$ 335,646	\$ -	\$ -	\$ -
Money-market funds	644,708	644,708	644,708	-	-	-
Total bonds and short-term investments	<u>980,354</u>	<u>976,028</u>	<u>980,354</u>	<u>\$ -</u>	<u>\$ -</u>	<u>\$ -</u>
Types of Financial Investment	December 31, 2014					
	Aggregate Fair Value	Admitted Assets	(Level 1)	(Level 2)	(Level 3)	Not Practical Carrying Value
U.S. government and agency securities	\$ 337,029	\$ 334,929	\$ 337,029	\$ -	\$ -	\$ -
Money-market funds	2,944,017	2,944,017	2,944,017	-	-	-
Total bonds and short-term investments	<u>3,281,046</u>	<u>3,278,946</u>	<u>3,281,046</u>	<u>\$ -</u>	<u>\$ -</u>	<u>\$ -</u>

Included as Level 1 in U.S. government and agency securities in the fair value hierarchy table above are U.S. Treasury securities of \$335,646 and \$337,029 as of June 30, 2015 and December 31, 2014, respectively.

There are no corporate debt securities, including no commercial paper investments, in the fair value hierarchy table as of June 30, 2015 and December 31, 2014.

**D. Not Practicable to Estimate Fair Value** — Not applicable.**21. OTHER ITEMS**

A–G. No significant change.

**22. EVENTS SUBSEQUENT**

No significant change.

**23. REINSURANCE**

A–D. No significant change.

**24. RETROSPECTIVELY RATED CONTRACTS AND CONTRACTS SUBJECT TO REDETERMINATION**

A–C. The Company does not have any retrospectively rated contracts or contracts subject to redetermination as of June 30, 2015 or December 31, 2014.

D. The Company does not have any business subject to specific minimum loss ratio requirements as of June 30, 2015 and December 31, 2014.

**E. Risk Sharing Provisions of the Affordable Care Act**

(1-3) The Company did not write accident and health premiums in 2015 subject to the risk-sharing provisions of the ACA.

**25. CHANGE IN INCURRED CLAIMS AND CLAIMS ADJUSTMENT EXPENSES**

Changes in estimates related to the prior year incurred claims are included in total hospital and medical expenses in the current year in the accompanying statutory basis statements of operations. The following tables disclose paid claims, incurred claims, and the balance in the claims unpaid and health care receivables at June 30, 2015 and December 31, 2014:

	June 30, 2015		
	Current Year Incurred Claims	Prior Years Incurred Claims	Total
Beginning of year claim reserve	\$ -	\$ (13,133)	\$ (13,133)
Paid claims, net of health care receivable and reinsurance recoveries collected	-	(267,990)	(267,990)
End of year claim reserve	<u>-</u>	<u>347</u>	<u>347</u>
Incurred claims excluding the change in health care receivable as presented below	-	(280,776)	(280,776)
Beginning of year health care receivable	-	9,870	9,870
End of year health care receivable	<u>-</u>	<u>(12,491)</u>	<u>(12,491)</u>
Total incurred claims	<u>\$ -</u>	<u>\$ (283,397)</u>	<u>\$ (283,397)</u>

	December 31, 2014		
	Current Year Incurred Claims	Prior Years Incurred Claims	Total
Beginning of year claim reserve	\$ -	\$ (4,561,771)	\$ (4,561,771)
Paid claims, net of health care receivable and reinsurance recoveries collected	-	2,935,614	2,935,614
End of year claim reserve	<u>-</u>	<u>13,133</u>	<u>13,133</u>
Incurred claims excluding the change in health care receivable as presented below	-	(1,613,024)	(1,613,024)
Beginning of year health care receivables	-	590,522	590,522
End of year health care receivables	<u>-</u>	<u>(9,870)</u>	<u>(9,870)</u>
Total incurred claims	<u>\$ -</u>	<u>\$ (1,032,372)</u>	<u>\$ (1,032,372)</u>

STATEMENT AS OF JUNE 30, 2015 OF THE Unison Health Plan of the Capital Area, Inc.

The liability for claims unpaid and health care receivables as of December 31, 2014 were \$3,263. As of June 30, 2015, \$(267,990) has been recovered for incurred claims attributable to insured events of prior years. Reserves remaining for prior years, net of healthcare receivable are \$(12,144) as a result of re-estimation of unpaid claims. Therefore, there has been \$283,397 favorable prior year development since December 31, 2014 to June 30, 2015. The primary drivers consist of favorable development of \$278,164, in retroactivity for inpatient, outpatient, physician, and pharmacy claims. At December 31, 2014, the Company recorded \$1,032,372 of favorable development, the result of \$559,498 favorable development from provider settlement, \$271,332 from the audit recovery of claims, and \$113,948 as a result of change in the provision for adverse deviations in experience. Original estimates are increased or decreased, as additional information becomes known regarding individual claims.

The Company incurred (recovered) claims adjustment expenses of \$10 and \$(12,685) for the six months ended June 30, 2015 and the year ended December 31, 2014, respectively. These costs are included in the management service fees paid by the Company to UHS as a part of its management agreement. The following tables disclose paid claims adjustment expense ("CAE"), incurred CAE, and the balance in the unpaid claim adjustment expenses reserve for the six months ended June 30, 2015 and the year ended December 31, 2014:

	June 30, 2015	December 31, 2014
Total claims adjustment expenses incurred	\$ 10	\$ (12,685)
Less current year unpaid claims adjustment expenses	(33)	(23)
Add prior year unpaid claims adjustment expenses	<u>23</u>	<u>11,579</u>
 Total claims adjustment expenses paid	 <u>\$ -</u>	 <u>\$ (1,129)</u>

**26. INTERCOMPANY POOLING ARRANGEMENTS**

A-G. No significant change.

**27. STRUCTURED SETTLEMENTS**

A-B. No significant change.

**28. HEALTH CARE AND OTHER AMOUNTS RECEIVABLE**

A-B. No significant change.

**29. PARTICIPATING POLICIES**

No significant change.

**30. PREMIUM DEFICIENCY RESERVES**

The Company has not recorded any premium deficiency reserves as of June 30, 2015 or December 31, 2014. The analysis of premium deficiency reserves was completed as of June 30, 2015 and December 31, 2014. The Company did consider anticipated investment income when calculating the premium deficiency reserves.

The following table summarizes the Company's premium deficiency reserves as of June 30, 2015 and December 31, 2014:

	June 30, 2015
1. Liability carried for premium deficiency reserves	\$ -
2. Date of the most recent evaluation of this liability	<u>6/30/2015</u>
3. Was anticipated investment income utilized in this calculation?	Yes <input checked="" type="checkbox"/> No <input type="checkbox"/>
	December 31, 2014
1. Liability carried for premium deficiency reserves	\$ -
2. Date of the most recent evaluation of this liability	<u>12/31/2014</u>
3. Was anticipated investment income utilized in this calculation?	Yes <input checked="" type="checkbox"/> No <input type="checkbox"/>

**31. ANTICIPATED SALVAGE AND SUBROGATION**

No significant change.

**GENERAL INTERROGATORIES**

**PART 1 - COMMON INTERROGATORIES**

**GENERAL**

- 1.1 Did the reporting entity experience any material transactions requiring the filing of Disclosure of Material Transactions with the State of Domicile, as required by the Model Act? ..... Yes [ ] No [ X ]
- 1.2 If yes, has the report been filed with the domiciliary state? ..... Yes [ ] No [ X ]
- 2.1 Has any change been made during the year of this statement in the charter, by-laws, articles of incorporation, or deed of settlement of the reporting entity? ..... Yes [ ] No [ X ]
- 2.2 If yes, date of change: .....

3.1 Is the reporting entity a member of an Insurance Holding Company System consisting of two or more affiliated persons, one or more of which is an insurer? ..... Yes [ X ] No [ ]  
 If yes, complete Schedule Y, Parts 1 and 1A.

3.2 Have there been any substantial changes in the organizational chart since the prior quarter end? ..... Yes [ X ] No [ ]

3.3 If the response to 3.2 is yes, provide a brief description of those changes.  
 April 2, 2015 Optum Clinics Intermediate Holdings, Inc. was formed as a wholly owned subsidiary of Optum Clinics Holdings, Inc.  
 April 16, 2015 AmeriChoice of Georgia, Inc. changed its name to UnitedHealthcare Community Plan of Georgia, Inc.  
 April 24, 2015 Optum Labs International (UK) Ltd. was formed as a wholly owned subsidiary of Optum, Inc.  
 April 24, 2015 Optum Clinics Intermediate Holdings, Inc. acquired 100% ownership interest in Urgent Care Holdings.  
 April 30, 2015 Promarket Propaganda e Marketing Ltda. merged with and into Amico Saude Ltda.  
 June 17, 2015 OptumInsight, Inc. sold its 100% ownership interest in Optum Clinical Solutions, Inc. to an unaffiliated third party.  
 June 30, 2015 Care Improvement Plus Practitioners, LLC merged with and into XLHealth Corporation.

4.1 Has the reporting entity been a party to a merger or consolidation during the period covered by this statement? ..... Yes [ ] No [ X ]

4.2 If yes, provide the name of the entity, NAIC Company Code, and state of domicile (use two letter state abbreviation) for any entity that has ceased to exist as a result of the merger or consolidation.

1 Name of Entity	2 NAIC Company Code	3 State of Domicile

5. If the reporting entity is subject to a management agreement, including third-party administrator(s), managing general agent(s), attorney-in-fact, or similar agreement, have there been any significant changes regarding the terms of the agreement or principals involved? ..... Yes [ ] No [ X ] N/A [ ]  
 If yes, attach an explanation.

6.1 State as of what date the latest financial examination of the reporting entity was made or is being made. .... 12/31/2011

6.2 State the as of date that the latest financial examination report became available from either the state of domicile or the reporting entity. This date should be the date of the examined balance sheet and not the date the report was completed or released. .... 12/31/2011

6.3 State as of what date the latest financial examination report became available to other states or the public from either the state of domicile or the reporting entity. This is the release date or completion date of the examination report and not the date of the examination (balance sheet date). .... 06/21/2013

6.4 By what department or departments?  
 District of Columbia Department of Insurance, Securities and Banking

6.5 Have all financial statement adjustments within the latest financial examination report been accounted for in a subsequent financial statement filed with Departments? ..... Yes [ ] No [ ] N/A [ X ]

6.6 Have all of the recommendations within the latest financial examination report been complied with? ..... Yes [ ] No [ ] N/A [ X ]

7.1 Has this reporting entity had any Certificates of Authority, licenses or registrations (including corporate registration, if applicable) suspended or revoked by any governmental entity during the reporting period? ..... Yes [ ] No [ X ]

7.2 If yes, give full information:

8.1 Is the company a subsidiary of a bank holding company regulated by the Federal Reserve Board? ..... Yes [ ] No [ X ]

8.2 If response to 8.1 is yes, please identify the name of the bank holding company.

8.3 Is the company affiliated with one or more banks, thrifts or securities firms? ..... Yes [ X ] No [ ]

8.4 If response to 8.3 is yes, please provide below the names and location (city and state of the main office) of any affiliates regulated by a federal regulatory services agency [i.e. the Federal Reserve Board (FRB), the Office of the Comptroller of the Currency (OCC), the Federal Deposit Insurance Corporation (FDIC) and the Securities Exchange Commission (SEC)] and identify the affiliate's primary federal regulator.

1 Affiliate Name	2 Location (City, State)	3 FRB	4 OCC	5 FDIC	6 SEC
Optum Bank, Inc. ....	Salt Lake City, UT .....	NO	NO	YES	NO



## GENERAL INTERROGATORIES

- 9.1 Are the senior officers (principal executive officer, principal financial officer, principal accounting officer or controller, or persons performing similar functions) of the reporting entity subject to a code of ethics, which includes the following standards? ..... Yes [  ] No [  ]
- (a) Honest and ethical conduct, including the ethical handling of actual or apparent conflicts of interest between personal and professional relationships;
- (b) Full, fair, accurate, timely and understandable disclosure in the periodic reports required to be filed by the reporting entity;
- (c) Compliance with applicable governmental laws, rules and regulations;
- (d) The prompt internal reporting of violations to an appropriate person or persons identified in the code; and
- (e) Accountability for adherence to the code.
- 9.11 If the response to 9.1 is No, please explain:
- 9.2 Has the code of ethics for senior managers been amended? ..... Yes [  ] No [  ]
- 9.21 If the response to 9.2 is Yes, provide information related to amendment(s).
- 9.3 Have any provisions of the code of ethics been waived for any of the specified officers? ..... Yes [  ] No [  ]
- 9.31 If the response to 9.3 is Yes, provide the nature of any waiver(s).

### FINANCIAL

- 10.1 Does the reporting entity report any amounts due from parent, subsidiaries or affiliates on Page 2 of this statement? ..... Yes [  ] No [  ]
- 10.2 If yes, indicate any amounts receivable from parent included in the Page 2 amount: ..... \$ .....

### INVESTMENT

- 11.1 Were any of the stocks, bonds, or other assets of the reporting entity loaned, placed under option agreement, or otherwise made available for use by another person? (Exclude securities under securities lending agreements.) ..... Yes [  ] No [  ]
- 11.2 If yes, give full and complete information relating thereto:

12. Amount of real estate and mortgages held in other invested assets in Schedule BA: ..... \$ .....
13. Amount of real estate and mortgages held in short-term investments: ..... \$ .....
- 14.1 Does the reporting entity have any investments in parent, subsidiaries and affiliates? ..... Yes [  ] No [  ]
- 14.2 If yes, please complete the following:

	1 Prior Year-End Book/Adjusted Carrying Value	2 Current Quarter Book/Adjusted Carrying Value
14.21 Bonds .....	\$ .....0	\$ .....
14.22 Preferred Stock .....	\$ .....0	\$ .....
14.23 Common Stock .....	\$ .....0	\$ .....
14.24 Short-Term Investments .....	\$ .....0	\$ .....
14.25 Mortgage Loans on Real Estate .....	\$ .....0	\$ .....
14.26 All Other .....	\$ .....0	\$ .....
14.27 Total Investment in Parent, Subsidiaries and Affiliates (Subtotal Lines 14.21 to 14.26) .....	\$ .....0	\$ .....0
14.28 Total Investment in Parent included in Lines 14.21 to 14.26 above .....	\$ .....	\$ .....

- 15.1 Has the reporting entity entered into any hedging transactions reported on Schedule DB? ..... Yes [  ] No [  ]
- 15.2 If yes, has a comprehensive description of the hedging program been made available to the domiciliary state? ..... Yes [  ] No [  ]
- If no, attach a description with this statement.

**GENERAL INTERROGATORIES**

16. For the reporting entity's security lending program, state the amount of the following as of the current statement date:
- 16.1 Total fair value of reinvested collateral assets reported on Schedule DL, Parts 1 and 2 .....\$ .....0
  - 16.2 Total book adjusted/carrying value of reinvested collateral assets reported on Schedule DL, Parts 1 and 2 .....\$ .....0
  - 16.3 Total payable for securities lending reported on the liability page .....\$ .....0

17. Excluding items in Schedule E - Part 3 - Special Deposits, real estate, mortgage loans and investments held physically in the reporting entity's offices, vaults or safety deposit boxes, were all stocks, bonds and other securities, owned throughout the current year held pursuant to a custodial agreement with a qualified bank or trust company in accordance with Section 1, III - General Examination Considerations, F. Outsourcing of Critical Functions, Custodial or Safekeeping Agreements of the NAIC Financial Condition Examiners Handbook? ..... Yes [ X ] No [ ]

17.1 For all agreements that comply with the requirements of the NAIC Financial Condition Examiners Handbook, complete the following:

1 Name of Custodian(s)	2 Custodian Address
Bank of New York Mellon .....	Global Liquidity Services, 1 Wall St, 14th Floor, New York, NY 10286

17.2 For all agreements that do not comply with the requirements of the NAIC Financial Condition Examiners Handbook, provide the name, location and a complete explanation:

1 Name(s)	2 Location(s)	3 Complete Explanation(s)

17.3 Have there been any changes, including name changes, in the custodian(s) identified in 17.1 during the current quarter? ..... Yes [ ] No [ X ]

17.4 If yes, give full information relating thereto:

1 Old Custodian	2 New Custodian	3 Date of Change	4 Reason

17.5 Identify all investment advisors, brokers/dealers or individuals acting on behalf of broker/dealers that have access to the investment accounts, handle securities and have authority to make investments on behalf of the reporting entity:

1 Central Registration Depository	2 Name(s)	3 Address

18.1 Have all the filing requirements of the Purposes and Procedures Manual of the NAIC Securities Valuation Office been followed? ..... Yes [ X ] No [ ]

18.2 If no, list exceptions:

## GENERAL INTERROGATORIES

### PART 2 - HEALTH

1. Operating Percentages:

1.1 A&H loss percent .....0.0 %

1.2 A&H cost containment percent .....0.0 %

1.3 A&H expense percent excluding cost containment expenses .....0.0 %

2.1 Do you act as a custodian for health savings accounts? ..... Yes [ ] No [ X ]

2.2 If yes, please provide the amount of custodial funds held as of the reporting date .....\$.....

2.3 Do you act as an administrator for health savings accounts? ..... Yes [ ] No [ X ]

2.4 If yes, please provide the balance of the funds administered as of the reporting date .....\$.....

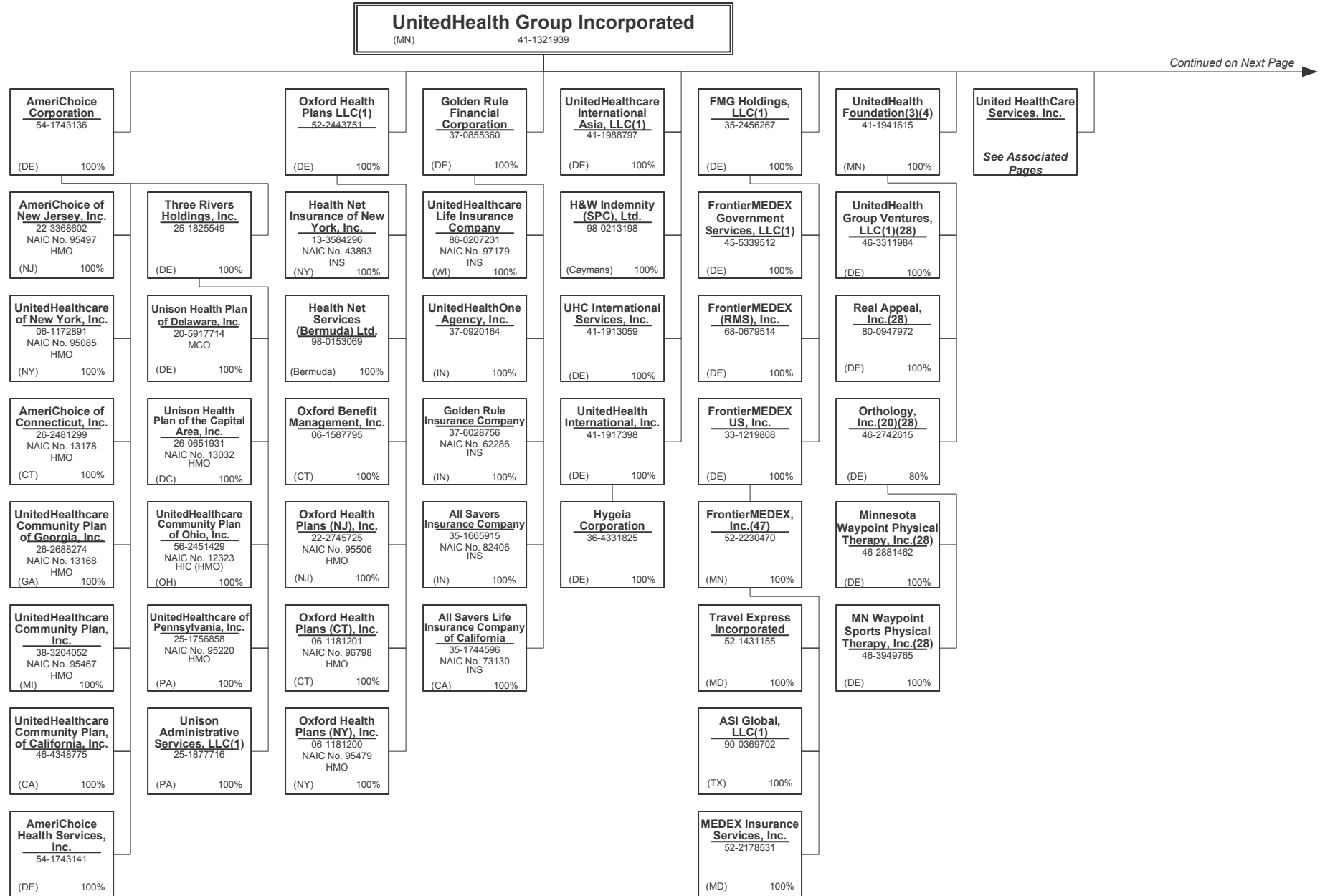
Schedule S - Ceded Reinsurance

**N O N E**

Schedule T - Premiums and Other Considerations

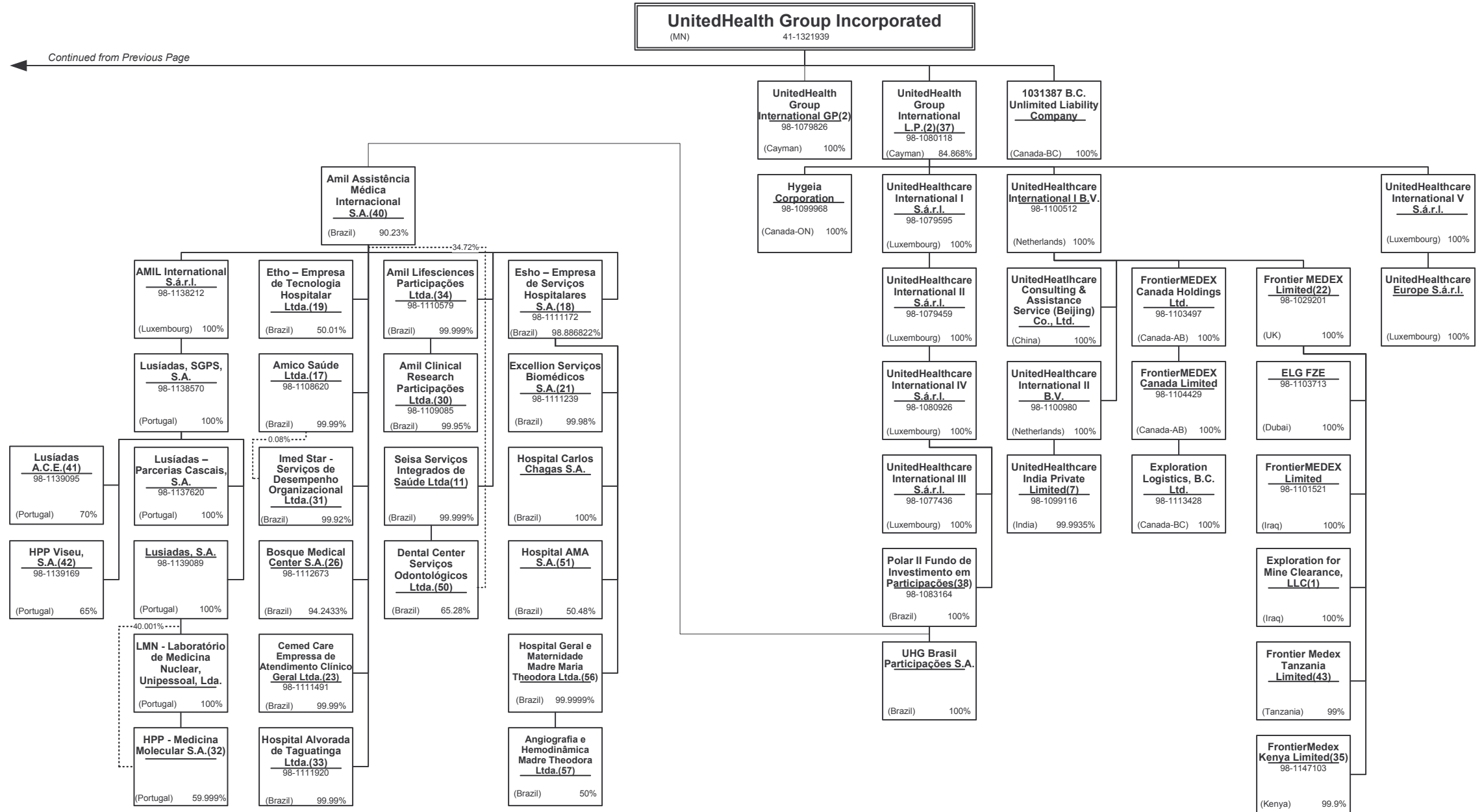
**N O N E**

**SCHEDULE Y - INFORMATION CONCERNING ACTIVITIES OF INSURER MEMBERS OF A HOLDING COMPANY GROUP**  
**PART 1 - ORGANIZATIONAL CHART**



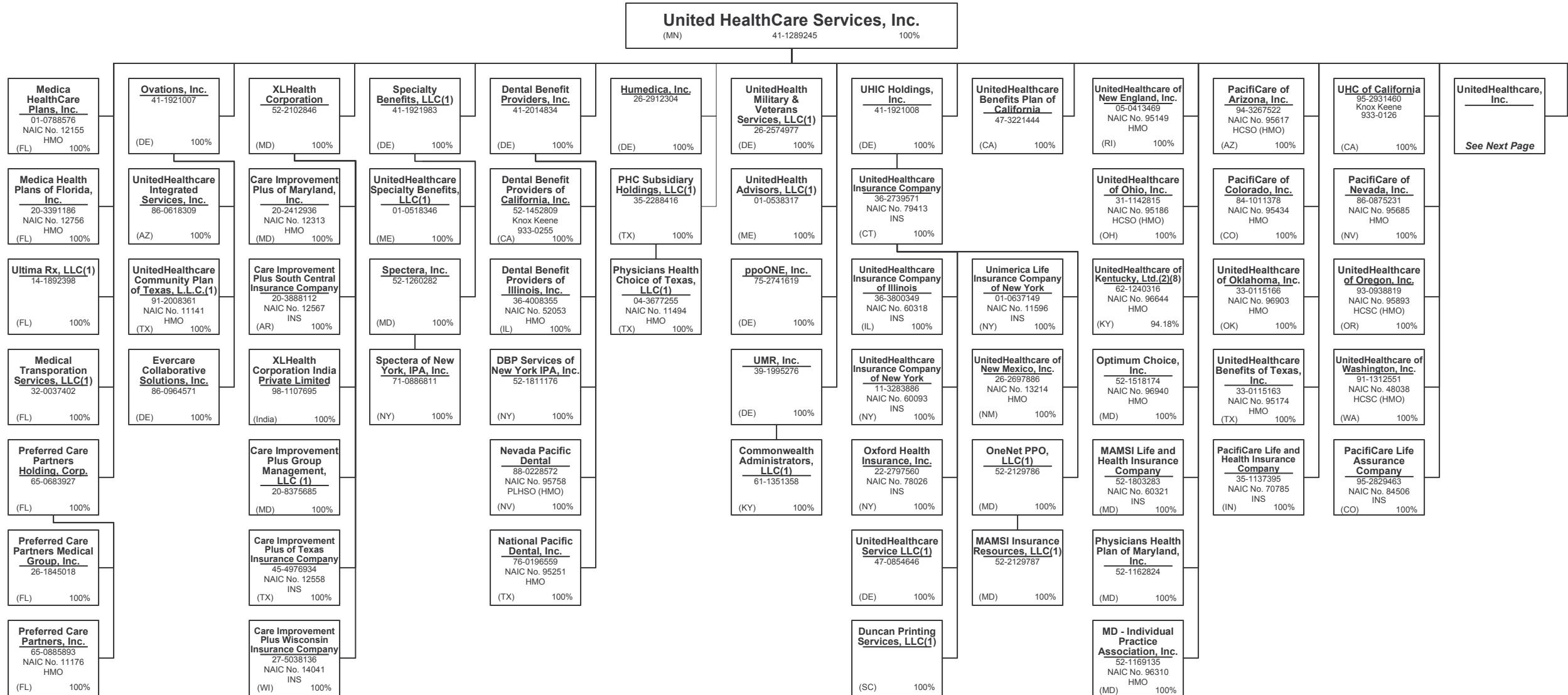
Continued on Next Page →

**SCHEDULE Y - INFORMATION CONCERNING ACTIVITIES OF INSURER MEMBERS OF A HOLDING COMPANY GROUP**  
 PART 1 - ORGANIZATIONAL CHART



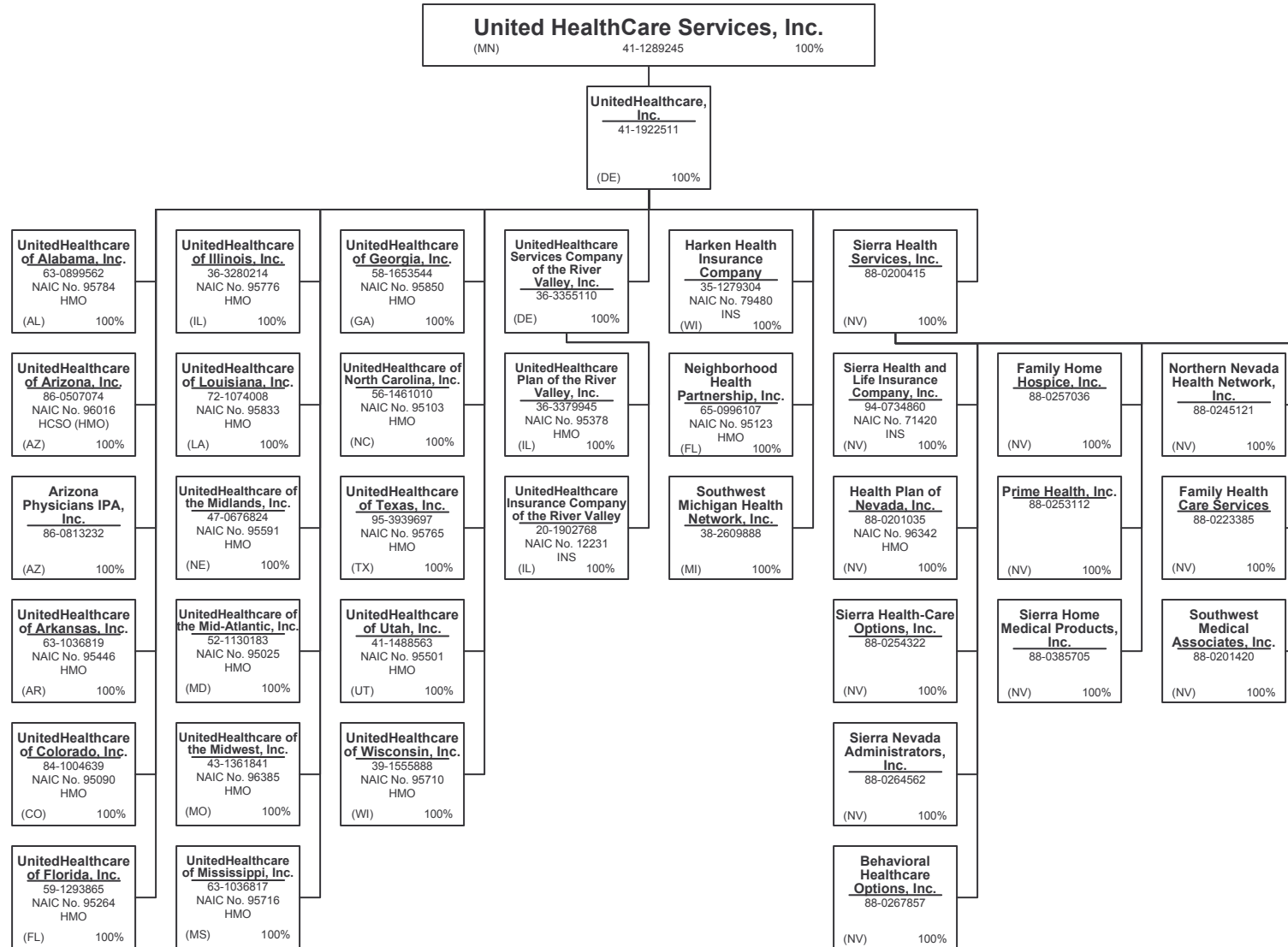
15.1

**SCHEDULE Y - INFORMATION CONCERNING ACTIVITIES OF INSURER MEMBERS OF A HOLDING COMPANY GROUP**  
**PART 1 - ORGANIZATIONAL CHART**



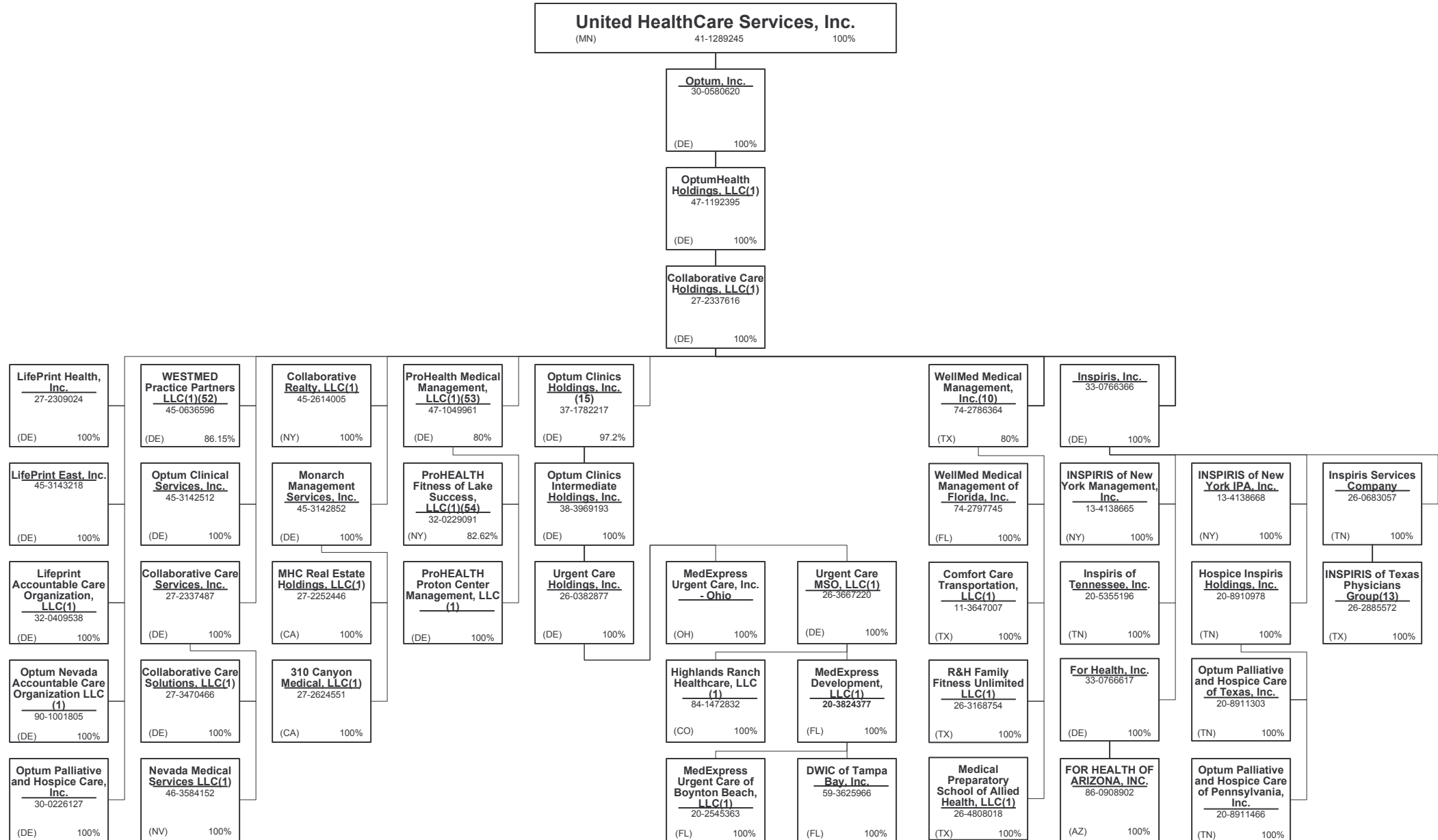
See Next Page

**SCHEDULE Y - INFORMATION CONCERNING ACTIVITIES OF INSURER MEMBERS OF A HOLDING COMPANY GROUP**  
**PART 1 - ORGANIZATIONAL CHART**



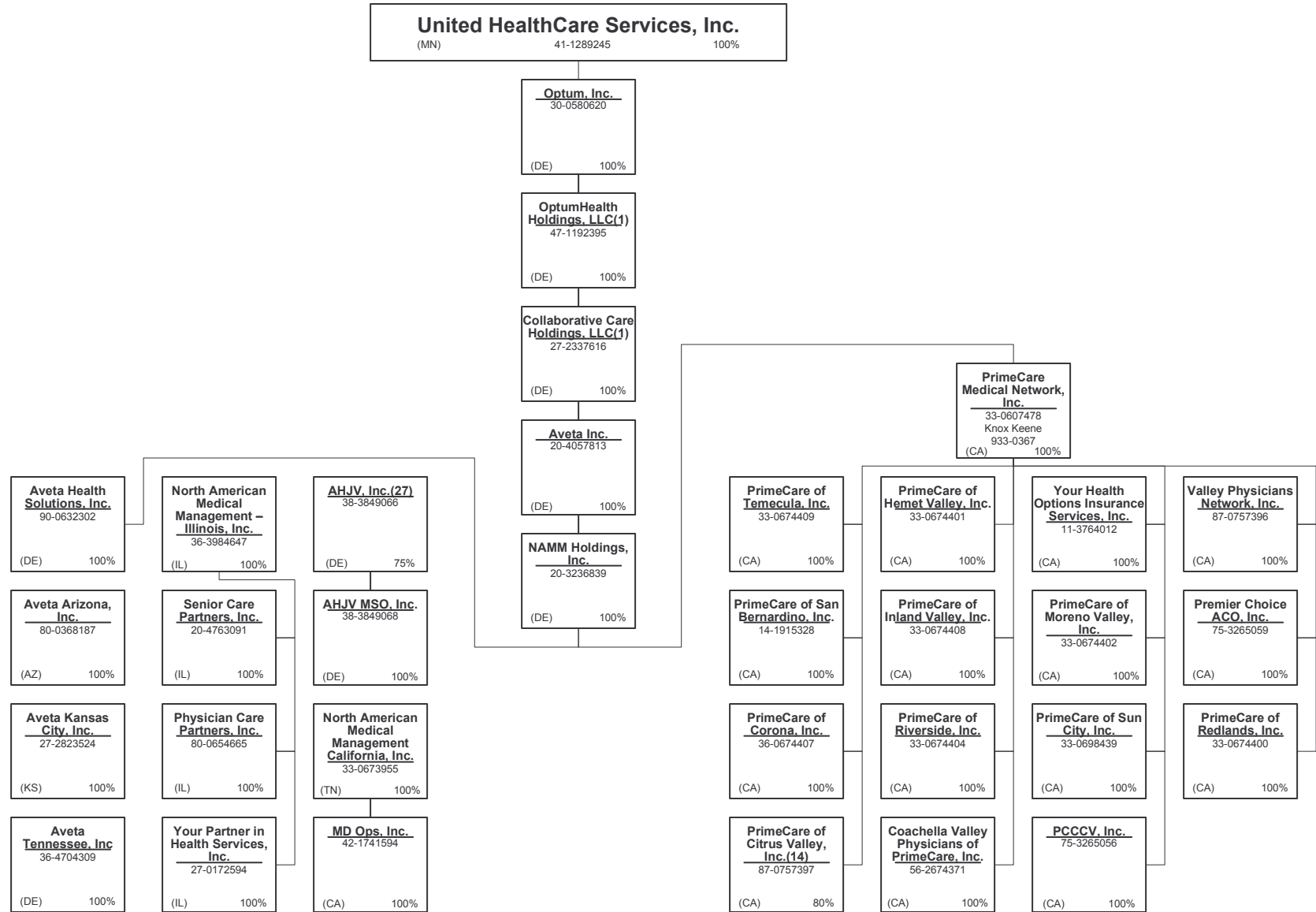


**SCHEDULE Y - INFORMATION CONCERNING ACTIVITIES OF INSURER MEMBERS OF A HOLDING COMPANY GROUP**  
**PART 1 - ORGANIZATIONAL CHART**



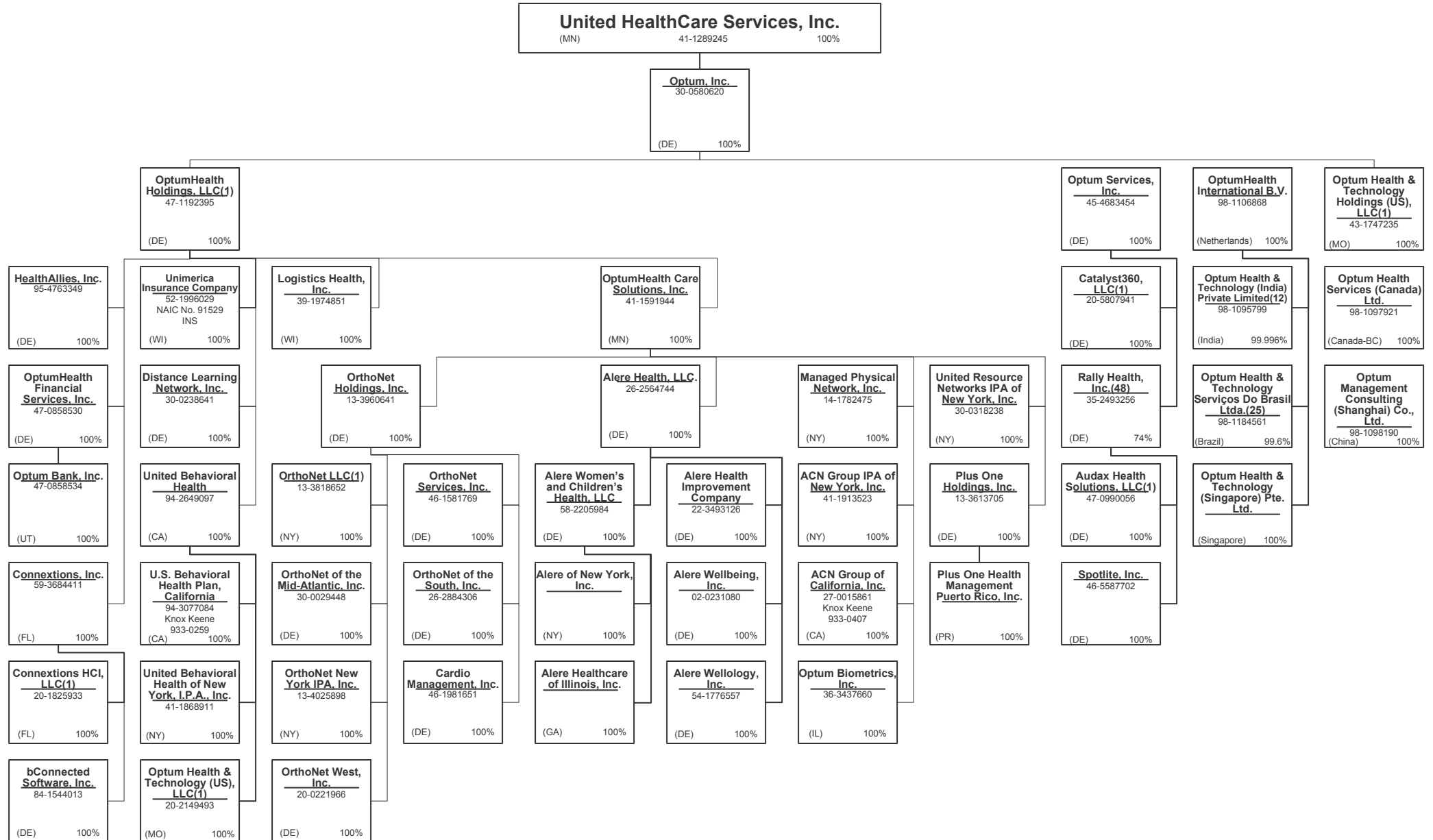
15.4

**SCHEDULE Y - INFORMATION CONCERNING ACTIVITIES OF INSURER MEMBERS OF A HOLDING COMPANY GROUP**  
**PART 1 - ORGANIZATIONAL CHART**



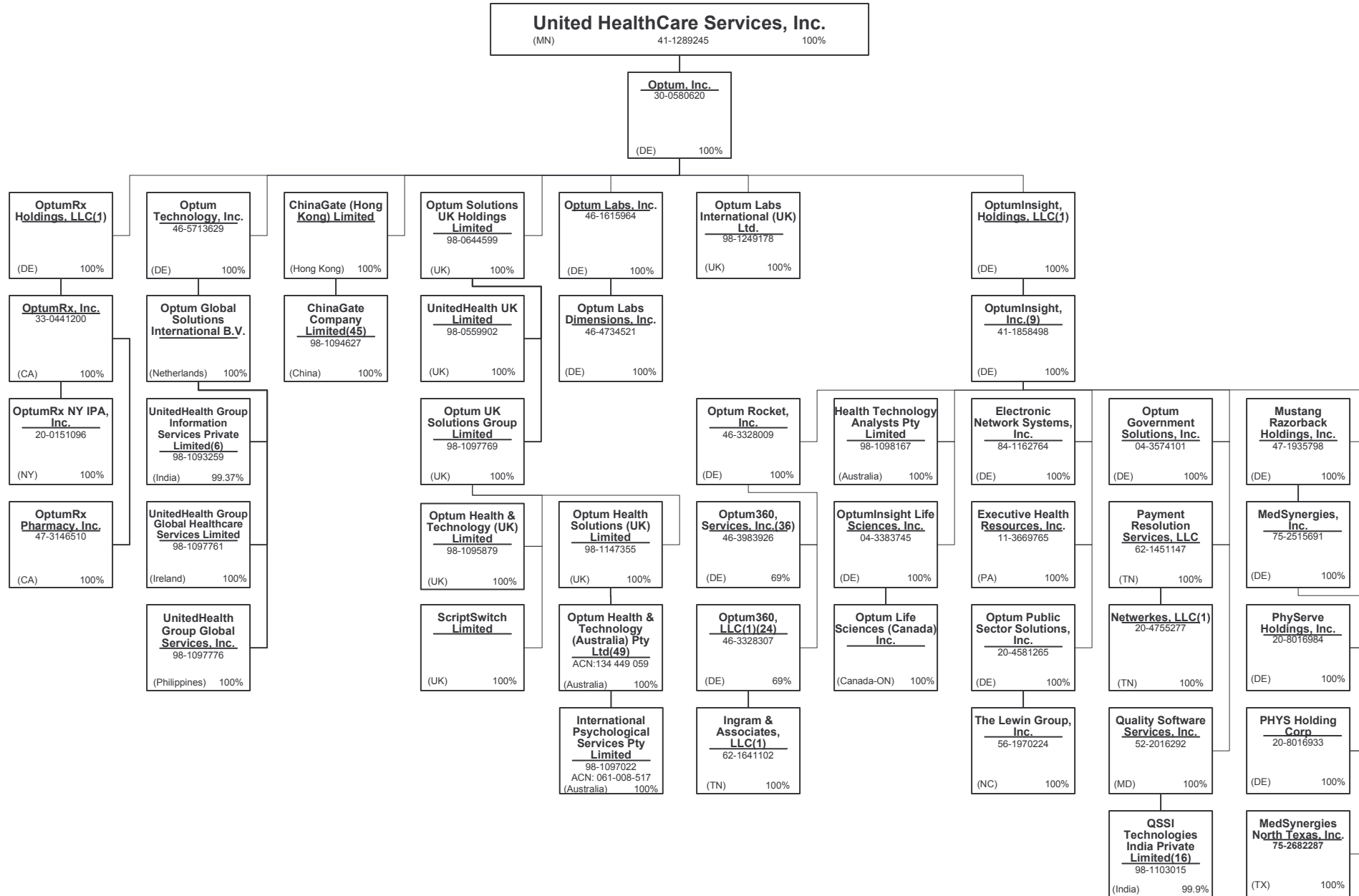
15.5

**SCHEDULE Y - INFORMATION CONCERNING ACTIVITIES OF INSURER MEMBERS OF A HOLDING COMPANY GROUP**  
 PART 1 - ORGANIZATIONAL CHART



15.6

**SCHEDULE Y - INFORMATION CONCERNING ACTIVITIES OF INSURER MEMBERS OF A HOLDING COMPANY GROUP**  
**PART 1 - ORGANIZATIONAL CHART**



**SCHEDULE Y - INFORMATION CONCERNING ACTIVITIES OF INSURER MEMBERS OF A HOLDING COMPANY GROUP**  
**PART 1 - ORGANIZATIONAL CHART**

**Notes**

All legal entities on the Organization Chart are Corporations unless otherwise indicated.

- |   |   |
|---|---|
| <p>(1) Entity is a Limited Liability Company</p> <p>(2) Entity is a Partnership</p> <p>(3) Entity is a Non-Profit Corporation</p> <p>(4) Control of the Foundation is based on sole membership, not the ownership of voting securities</p> <p>(5) Perdicas Participações Ltda. Is 99.9999% owned by Esho – Empresa de Serviços Hospitalares S.A. and 0.0001% owned by ISO Hospital Dia S.A.</p> <p>(6) UnitedHealth Group Information Services Private Limited is 99.37% owned by Optum Global Solutions International B.V. The remaining 0.63% is owned by UnitedHealth International, Inc.</p> <p>(7) United Healthcare India Private Limited is 99.9935% owned by UnitedHealthcare International II B.V. and 0.0065% owned by UnitedHealth International, Inc.</p> <p>(8) General partnership interests are held by United HealthCare Services, Inc. (89.77%) and by UnitedHealthcare, Inc. (10.23%). United HealthCare Services, Inc. also holds 100% of the limited partnership interests. When combining general and limited partner interests, United HealthCare Services, Inc. owns 94.18% and UnitedHealthcare, Inc. owns 5.83%.</p> <p>(9) Branch office located in Abu Dhabi, UAE.</p> <p>(10) WellMed Medical Management, Inc. is 80% owned by Collaborative Care Holdings, LLC and 20% owned by WMG Healthcare Partners, L.P.</p> <p>(11) Seisa Serviços Integrados de Saúde Ltda is 99.999994% owned by Amil Assistência Médica Internacional S.A. and 0.000004% owned by Dental Center Serviços Odontológicos Ltda.</p> <p>(12) Optum Health &amp; Technology (India) Private Limited is 99.996% owned by OptumHealth International B.V. and 0.004 % owned by United Behavioral Health.</p> <p>(13) INSPIRIS of Texas Physicians Group is a Texas non-profit (taxable) whose sole member is Inspiris Services Company.</p> <p>(14) PrimeCare of Citrus Valley, Inc. is 80% owned by PrimeCare Medical Network, Inc. and 20% owned by Citrus Valley Medical Associates, Inc.</p> <p>(15) Optum Clinics Holdings, Inc. is 97.2% owned by Collaborative Care Holdings, LLC and 2.8% is owned by external shareholders.</p> <p>(16) QSSI Technologies India Private Limited is 99.9% owned by Quality Software Services, Inc. and 0.1% owned by an Indian citizen.</p> <p>(17) Amico Saúde Ltda. is 99.99996% owned by Amil Assistência Médica Internacional S.A. and 0.000004% owned by an officer of Amil.</p> <p>(18) Esho – Empresa de Serviços Hospitalares S.A. is 98.886822% owned by Amil Assistência Médica Internacional S.A.; 0.042571% owned by Treasury Shares and 1.070607% owned by external shareholders.</p> <p>(19) Etho – Empresa de Tecnologia Hospitalar Ltda. 50.01% owned by Amil Assistência Médica Internacional S.A. and 49.99% owned by an external shareholder.</p> <p>(20) Orthology, Inc. is 80% owned by UnitedHealth Group Ventures, LLC and 20% owned by external shareholders.</p> | <p>(21) Excellion Serviços Biomédicos S.A. is 100% owned by Esho – Empresa de Serviços Hospitalares S.A.</p> <p>(22) Branch offices in Iraq and Uganda.</p> <p>(23) Cemed Care Empresa de Atendimento Clínico Geral Ltda. Is 99.999999% owned by Amil Assistência Médica Internacional S.A. and 0.000001% owned by an officer of Amil.</p> <p>(24) Optum 360, LLC is 69% owned by Optum Rocket, Inc. and 31% owned by two external interest holders.</p> <p>(25) Optum Health &amp; Technology Serviços Do Brasil Ltda. is 99% owned by OptumHealth International B.V. and .04% owned by OptumInsight, Inc.</p> <p>(26) Bosque Medical Center S.A. is 94.243332% owned by Amil Assistência Médica Internacional S.A. and 5.7566% owned by Esho – Empresa de Serviços Hospitalares S.A.</p> <p>(27) AHJV, Inc. is 75% owned by NAMM Holdings, Inc. and 25% owned by Humana, Inc.</p> <p>(28) Entity is majority-owned by UHG or one of its affiliates. Corporate secretarial services for this entity are the responsibility of the portfolio company.</p> <p>(29) TBD</p> <p>(30) Amil Clinical Research Participações Ltda. is 99.95% owned by Amil Lifesciences Participações Ltda. and 0.05% owned by an officer of Amil.</p> <p>(31) Imed Star Serviços de Desempenho Organizacional Ltda. is 99.92% owned by Amil Assistência Médica Internacional S.A. and 0.08% owned by Amico Saúde Ltd.</p> <p>(32) HPP – Medicina Molecular, S.A. is 59.99852% owned by LMN - Laboratórios de Medicina Nuclear, Unipessoal, Lda. And 40.00148% owned by Lusíadas, S.A. and 5% by an officer of Amil.</p> <p>(33) Hospital Alvorada Taguatinga Ltda. Is 99.99% owned by Amil Assistência Médica Internacional S.A. and 0.000001% owned by an officer of Amil.</p> <p>(34) Amil Lifesciences Participações Ltda. Is 99.999707% owned by Amil Assistência Médica Internacional S.A. and 0.000293% owned by an officer of Amil.</p> <p>(35) FrontierMedex Kenya Limited is 99.9% owned by FrontierMEDEX Limited and 0.1% owned by UnitedHealthcare International I B.V.</p> <p>(36) Optum360 Services, Inc. is 69% owned by Optum Rocket, Inc. and 31% owned by two external interest holders.</p> <p>(37) The limited partners of UnitedHealth Group International, L.P. include FMG Holdings, LLC (14.9292%), Hygeia Corporation (DE) (0.2028%) and UnitedHealth Group Incorporated (84.868%). UnitedHealth Group International GP is the general partner of UnitedHealth Group International, L.P.</p> <p>(38) Polar II Fundo de Investimento em Participações is a Brazilian private equity investment fund incorporated in the form of a closed-end condominium.</p> <p>(39) TBD</p> |
|---|---|

**SCHEDULE Y - INFORMATION CONCERNING ACTIVITIES OF INSURER MEMBERS OF A HOLDING COMPANY GROUP**

PART 1 - ORGANIZATIONAL CHART

**Notes (continued)**

- (40) Amil Assistência Médica Internacional S.A. is 90.23% owned by Polar II Fundo de Investimento em Participações and the remaining 9.77% is owned by the former controlling shareholders of Amil Assistência Médica Internacional S.A.
- (41) Lusíadas A.C.E. is 67% owned by Lusíadas, SGPS, S.A., 10% owned by Lusíadas, S.A., 10% owned by Lusíadas – Parcerias Cascais, S.A., 5% owned by LMN - Laboratórios de Medicina Nuclear, Unipessoal, Lda., 5% owned by HPP – Medicina Molecular, S.A. and 3% owned by HPP Viseu, S.A.
- (42) HPP Viseu, S.A. is 65% owned by Lusíadas, SGPS, S.A. The remaining 35% is jointly owned VISABEIRA Saúde - Serviços de Saúde, S.A., VISABEIRA Participações Financeiras, SGPS, S.A., VISABEIRA Investimentos Financeiros SGPS, S.A. and Ciclorama - Estudos, Projectos e Produções, Lda.
- (43) Frontier Medex Tanzania Limited is 99% owned by FrontierMEDEX Limited. The remaining 1% is owned by a former officer of FrontierMEDEX Limited and is being transferred to UnitedHealthcare International I BV.
- (44) TBD
- (45) Liaison office located in Beijing.
- (46) TBD
- (47) Representative office in Beijing
- (48) The remaining 26% is owned by internal and external investors.
- (49) Branch office located in Hong Kong.
- (50) Dental Center Serviços Odontológicos Ltda. is 34.72% owned by Seisa Serviços Integrados de Saúde Ltda. And 65.28% owned by Hospital AMA S.A.
- (51) Hospital AMA S.A. is 50.48% owned by Esho – Empresa de Serviços Hospitalares S.A. and 49.52% owned by Seisa Serviços Integrados de Saúde Ltda.
- (52) WESTMED Practice Partners LLC is 86.15% owned by Collaborative Care Holdings, LLC and 13.85% owned by external shareholders.
- (53) ProHealth Medical Management, LLC is 80% owned by Collaborative Care Holdings, LLC and 20% owned by an external shareholder.
- (54) PROHEALTH FITNESS OF LAKE SUCCESS, LLC IS 82.62% owned by ProHealth Medical Management, LLC and 17.38% by an external shareholder.
- (55) TBD
- (56) Hospital Geral e Maternidade Madre Maria Theodora Ltda. is 99.9999% owned by Esho – Empresa de Serviços Hospitalares S.A. and 0.00001% owned by Cemed Care Empresa de Atendimento Clínico Geral Ltda.
- (57) Angiografia e Hemodinâmica Madre Theodora Ltda. Is 50% owned by Hospital Geral e Maternidade Madre Maria Theodora Ltda. And 50% owned by 28 individual partners.
- (58) Aeromil Taxi Aereo Ltda is 20% owned by Amil Assistencia Medica Internacional S.A. and 80% owned by Mr. Edson de Godoy Bueno.

STATEMENT AS OF JUNE 30, 2015 OF THE Unison Health Plan of the Capital Area, Inc.

**SCHEDULE Y**  
**PART 1A - DETAIL OF INSURANCE HOLDING COMPANY SYSTEM**

1	2	3	4	5	6	7	8	9	10	11	12	13	14	15
Group Code	Group Name	NAIC Company Code	ID Number	Federal RSSD	CIK	Name of Securities Exchange if Publicly Traded (U.S. or International)	Names of Parent, Subsidiaries Or Affiliates	Domiciliary Location	Relationship to Reporting Entity	Directly Controlled by (Name of Entity/Person)	Type of Control (Ownership, Board, Management, Attorney-in-Fact, Influence, Other)	If Control is Ownership Provide Percentage	Ultimate Controlling Entity(ies)/Person(s)	*
		.00000					1031387 B.C. Unlimited Liability Company	.CAN	NIA	UnitedHealth Group Incorporated	Ownership	100.000	UnitedHealth Group Incorporated	
		.00000	27-2624551				310 Canyon Medical, LLC	.CA	NIA	Monarch Management Services, Inc.	Ownership	100.000	UnitedHealth Group Incorporated	
		.00000	41-1913523				ACN Group IPA of New York, Inc.	.NY	NIA	OptumHealth Care Solutions, Inc.	Ownership	100.000	UnitedHealth Group Incorporated	
.0707	UnitedHealth Group Incorporated		27-0015861				ACN Group of California, Inc.	.CA	IA	OptumHealth Care Solutions, Inc.	Ownership	100.000	UnitedHealth Group Incorporated	
		.00000	38-3849068				AHJV MSO, Inc.	.DE	NIA	AHJV, Inc.	Ownership	100.000	UnitedHealth Group Incorporated	
		.00000	38-3849066				AHJV, Inc.	.DE	NIA	NAMM Holdings, Inc.	Ownership	75.000	UnitedHealth Group Incorporated	5
		.00000	22-3493126				Alere Health Improvement Company	.DE	NIA	Alere Health, LLC	Ownership	100.000	UnitedHealth Group Incorporated	
		.00000	26-2564744				Alere Health, LLC	.DE	NIA	OptumHealth Care Solutions, Inc.	Ownership	100.000	UnitedHealth Group Incorporated	
		.00000					Alere Healthcare of Illinois, Inc.	.GA	NIA	Alere Women's and Children's Health, LLC	Ownership	100.000	UnitedHealth Group Incorporated	
		.00000					Alere of New York, Inc.	.NY	NIA	Alere Women's and Children's Health, LLC	Ownership	100.000	UnitedHealth Group Incorporated	
		.00000	02-0231080				Alere Wellbeing, Inc.	.DE	NIA	Alere Health, LLC	Ownership	100.000	UnitedHealth Group Incorporated	
		.00000	54-1776557				Alere Wellology, Inc.	.DE	NIA	Alere Health, LLC	Ownership	100.000	UnitedHealth Group Incorporated	
		.00000	58-2205984				Alere Women's and Children's Health, LLC	.DE	NIA	Alere Health, LLC	Ownership	100.000	UnitedHealth Group Incorporated	
.0707	UnitedHealth Group Incorporated	82406	35-1665915				All Savers Insurance Company	.IN	IA	Golden Rule Financial Corporation	Ownership	100.000	UnitedHealth Group Incorporated	
		.00000					All Savers Life Insurance Company of California	.CA	IA	Golden Rule Financial Corporation	Ownership	100.000	UnitedHealth Group Incorporated	
.0707	UnitedHealth Group Incorporated	73130	35-1744596				AmeriChoice Corporation	.DE	UIP	UnitedHealth Group Incorporated	Ownership	100.000	UnitedHealth Group Incorporated	
		.00000	54-1743136				AmeriChoice Health Services, Inc.	.DE	NIA	AmeriChoice Corporation	Ownership	100.000	UnitedHealth Group Incorporated	
.0707	UnitedHealth Group Incorporated		26-2481299				AmeriChoice of Connecticut, Inc.	.CT	IA	AmeriChoice Corporation	Ownership	100.000	UnitedHealth Group Incorporated	
.0707	UnitedHealth Group Incorporated	95497	22-3368602				AmeriChoice of New Jersey, Inc.	.NJ	IA	AmeriChoice Corporation	Ownership	100.000	UnitedHealth Group Incorporated	
		.00000	98-1108620				Amico Saúde Ltda.	.BRA	NIA	Amil Assistência Médica Internacional S.A.	Ownership	99.990	UnitedHealth Group Incorporated	1
		.00000					Amil Assistência Médica Internacional S.A.	.BRA	NIA	Polar II Fundo de Investimento em Participações	Ownership	90.220	UnitedHealth Group Incorporated	1
		.00000	98-1109085				Amil Clinical Research Participações Ltda.	.BRA	NIA	Amil Lifesciences Participações Ltda.	Ownership	99.950	UnitedHealth Group Incorporated	2
		.00000	98-1138212				AMIL International S.á.r.l.	.LUX	NIA	Amil Assistência Médica Internacional S.A.	Ownership	100.000	UnitedHealth Group Incorporated	
		.00000	98-1110579				Amil Lifesciences Participações Ltda.	.BRA	NIA	Amil Assistência Médica Internacional S.A.	Ownership	99.999	UnitedHealth Group Incorporated	2
		.00000					Angiografia e Hemodinâmica Madre Theodora Ltda.	.BRA	NIA	Hospital Geral e Maternidade Madre Maria Theodora Ltda.	Ownership	50.000	UnitedHealth Group Incorporated	3
		.00000	86-0813232				Arizona Physicians IPA, Inc.	.AZ	IA	UnitedHealthcare, Inc.	Ownership	100.000	UnitedHealth Group Incorporated	
		.00000	90-0369702				ASI Global, LLC	.TX	NIA	FrontierMEDEX, Inc.	Ownership	100.000	UnitedHealth Group Incorporated	
		.00000	47-0990056				Audax Health Solutions, LLC	.DE	NIA	Rally Health, Inc.	Ownership	100.000	UnitedHealth Group Incorporated	
		.00000	80-0368187				Aveta Arizona, Inc.	.AZ	NIA	NAMM Holdings, Inc.	Ownership	100.000	UnitedHealth Group Incorporated	
		.00000	90-0632302				Aveta Health Solutions Inc.	.DE	NIA	NAMM Holdings, Inc.	Ownership	100.000	UnitedHealth Group Incorporated	
		.00000	20-4057813				Aveta Inc.	.DE	NIA	Collaborative Care Holdings, LLC	Ownership	100.000	UnitedHealth Group Incorporated	
		.00000	27-2823524				Aveta Kansas City, Inc.	.KS	NIA	NAMM Holdings, Inc.	Ownership	100.000	UnitedHealth Group Incorporated	
		.00000	36-4704309				Aveta Tennessee, Inc.	.DE	NIA	NAMM Holdings, Inc.	Ownership	100.000	UnitedHealth Group Incorporated	
		.00000	84-1544013				bConnected Software, Inc.	.DE	NIA	Connexions, Inc.	Ownership	100.000	UnitedHealth Group Incorporated	
		.00000	88-0267857				Behavioral Healthcare Options, Inc.	.NV	NIA	Sierra Health Services, Inc.	Ownership	100.000	UnitedHealth Group Incorporated	
		.00000	98-1112673				Bosque Medical Center S.A.	.BRA	NIA	Amil Assistência Médica Internacional S.A.	Ownership	75.460	UnitedHealth Group Incorporated	
		.00000	98-1112673				Bosque Medical Center S.A.	.BRA	NIA	Esho – Empresa de Serviços Hospitalares S.A.	Ownership	24.540	UnitedHealth Group Incorporated	
		.00000	46-1981651				Cardio Management, Inc.	.DE	NIA	OrthoNet Holdings, Inc.	Ownership	100.000	UnitedHealth Group Incorporated	
		.00000	20-8375685				Care Improvement Plus Group Management, LLC	.MD	NIA	XLHealth Corporation	Ownership	100.000	UnitedHealth Group Incorporated	

STATEMENT AS OF JUNE 30, 2015 OF THE Unison Health Plan of the Capital Area, Inc.

**SCHEDULE Y**  
**PART 1A - DETAIL OF INSURANCE HOLDING COMPANY SYSTEM**

1	2	3	4	5	6	7	8	9	10	11	12	13	14	15
Group Code	Group Name	NAIC Company Code	ID Number	Federal RSSD	CIK	Name of Securities Exchange if Publicly Traded (U.S. or International)	Names of Parent, Subsidiaries Or Affiliates	Domiciliary Location	Relationship to Reporting Entity	Directly Controlled by (Name of Entity/Person)	Type of Control (Ownership, Board, Management, Attorney-in-Fact, Influence, Other)	If Control is Ownership Provide Percentage	Ultimate Controlling Entity(ies)/Person(s)	*
..0707	UnitedHealth Group Incorporated	..12313	20-2412936				Care Improvement Plus of Maryland, Inc.	..MD	..IA	XLHealth Corporation	Ownership	..100.000	UnitedHealth Group Incorporated	
..0707	UnitedHealth Group Incorporated	..12558	45-4976934				Care Improvement Plus of Texas Insurance Company	..TX	..IA	XLHealth Corporation	Ownership	..100.000	UnitedHealth Group Incorporated	
..0707	UnitedHealth Group Incorporated	..12567	20-3888112				Care Improvement Plus South Central Insurance Company	..AR	..IA	XLHealth Corporation	Ownership	..100.000	UnitedHealth Group Incorporated	
..0707	UnitedHealth Group Incorporated	..14041	27-5038136				Care Improvement Plus Wisconsin Insurance Company	..WI	..IA	XLHealth Corporation	Ownership	..100.000	UnitedHealth Group Incorporated	
		..00000	20-5807941				Catalyst360, LLC	..DE	..NIA	Optum Services, Inc.	Ownership	..100.000	UnitedHealth Group Incorporated	
		..00000	98-1111491				Cemed Care Empresa de Atendimento Clínico Geral Ltda.	..BRA	..NIA	Amil Assistência Médica Internacional S.A.	Ownership	..99.990	UnitedHealth Group Incorporated	..2
		..00000	98-1094627				ChinaGate (Hong Kong) Limited	..HKG	..NIA	Optum, Inc.	Ownership	..100.000	UnitedHealth Group Incorporated	
		..00000	98-1094627				ChinaGate Company Limited	..CHN	..NIA	ChinaGate (Hong Kong) Limited	Ownership	..100.000	UnitedHealth Group Incorporated	
		..00000	56-2674371				Coachella Valley Physicians of PrimeCare, Inc.	..CA	..NIA	PrimeCare Medical Network, Inc.	Ownership	..100.000	UnitedHealth Group Incorporated	
		..00000	27-2337616				Collaborative Care Holdings, LLC	..DE	..NIA	OptumHealth Holdings, LLC	Ownership	..100.000	UnitedHealth Group Incorporated	
		..00000	27-2337487				Collaborative Care Services, Inc.	..DE	..NIA	Collaborative Care Holdings, LLC	Ownership	..100.000	UnitedHealth Group Incorporated	
		..00000	27-3470466				Collaborative Care Solutions, LLC	..DE	..NIA	Collaborative Care Services, Inc.	Ownership	..100.000	UnitedHealth Group Incorporated	
		..00000	45-2614005				Collaborative Realty, LLC	..NY	..NIA	Collaborative Care Holdings, LLC	Ownership	..100.000	UnitedHealth Group Incorporated	
		..00000	11-3647007				Comfort Care Transportation, LLC	..TX	..NIA	WellMed Medical Management, Inc.	Ownership	..100.000	UnitedHealth Group Incorporated	
		..00000	61-1351358				Commonwealth Administrators, LLC	..KY	..NIA	UMR, Inc.	Ownership	..100.000	UnitedHealth Group Incorporated	
		..00000	20-1825933				Connexions HCl, LLC	..FL	..NIA	Connexions, Inc.	Ownership	..100.000	UnitedHealth Group Incorporated	
		..00000	59-3684411				Connexions, Inc.	..FL	..NIA	OptumHealth Holdings, LLC	Ownership	..100.000	UnitedHealth Group Incorporated	
		..00000	52-1811176				DBP Services of New York IPA, Inc.	..NY	..NIA	Dental Benefit Providers, Inc.	Ownership	..100.000	UnitedHealth Group Incorporated	
..0707	UnitedHealth Group Incorporated		52-1452809				Dental Benefit Providers of California, Inc.	..CA	..IA	Dental Benefit Providers, Inc.	Ownership	..100.000	UnitedHealth Group Incorporated	
..0707	UnitedHealth Group Incorporated	..52053	36-4008355				Dental Benefit Providers of Illinois, Inc.	..IL	..IA	Dental Benefit Providers, Inc.	Ownership	..100.000	UnitedHealth Group Incorporated	
		..00000	41-2014834				Dental Benefit Providers, Inc.	..DE	..NIA	United HealthCare Services, Inc.	Ownership	..100.000	UnitedHealth Group Incorporated	
		..00000	98-1203407				Dental Center Serviços Odontológicos Ltda.	..BRA	..NIA	Seisa Serviços Integrados de Saúde Ltda.	Ownership	..65.280	UnitedHealth Group Incorporated	
		..00000	98-1203407				Dental Center Serviços Odontológicos Ltda.	..BRA	..NIA	Amil Assistência Médica Internacional S.A.	Ownership	..34.720	UnitedHealth Group Incorporated	
		..00000	30-0238641				Distance Learning Network, Inc.	..DE	..NIA	OptumHealth Holdings, LLC	Ownership	..100.000	UnitedHealth Group Incorporated	
		..00000	59-3625966				Duncan Printing Services, LLC	..SC	..NIA	UnitedHealthcare Insurance Company	Ownership	..100.000	UnitedHealth Group Incorporated	
		..00000	84-1162764				DWIC of Tampa Bay, Inc.	..FL	..NIA	MedExpress Development, LLC	Ownership	..100.000	UnitedHealth Group Incorporated	
		..00000	98-1103713				Electronic Network Systems, Inc.	..DE	..NIA	OptumInsight, Inc.	Ownership	..100.000	UnitedHealth Group Incorporated	
		..00000	98-1111172				ELG FZE	..ARE	..NIA	Frontier MEDEX Limited	Ownership	..100.000	UnitedHealth Group Incorporated	
		..00000	98-1111172				Esho - Empresa de Serviços Hospitalares S.A.	..BRA	..NIA	Amil Assistência Médica Internacional S.A.	Ownership	..98.990	UnitedHealth Group Incorporated	..4
		..00000	86-0964571				Etho - Empresa de Tecnologia Hospitalar Ltda.	..BRA	..NIA	Amil Assistência Médica Internacional S.A.	Ownership	..50.010	UnitedHealth Group Incorporated	..1
		..00000	98-1111239				Evercare Collaborative Solutions, Inc.	..DE	..NIA	Ovations, Inc.	Ownership	..100.000	UnitedHealth Group Incorporated	
		..00000	11-3669765				Excellion Serviços Biomédicos S.A.	..BRA	..NIA	Esho - Empresa de Serviços Hospitalares S.A.	Ownership	..99.990	UnitedHealth Group Incorporated	..1
		..00000	98-1113428				Executive Health Resources, Inc.	..PA	..NIA	OptumInsight, Inc.	Ownership	..100.000	UnitedHealth Group Incorporated	
		..00000	88-023385				Exploration for Mine Clearance LLC	..JRO	..NIA	Frontier MEDEX Limited	Ownership	..100.000	UnitedHealth Group Incorporated	
		..00000	88-0257036				Exploration Logistics B.C. Ltd.	..CAN	..NIA	FrontierMEDEX Canada Limited	Ownership	..100.000	UnitedHealth Group Incorporated	
		..00000	35-2456267				Family Health Care Services	..NV	..NIA	Sierra Health Services, Inc.	Ownership	..100.000	UnitedHealth Group Incorporated	
		..00000	86-0908902				Family Home Hospice, Inc.	..NV	..NIA	Sierra Health Services, Inc.	Ownership	..100.000	UnitedHealth Group Incorporated	
		..00000	86-0908902				FMG Holdings, LLC	..DE	..NIA	UnitedHealth Group Incorporated	Ownership	..100.000	UnitedHealth Group Incorporated	
		..00000	86-0908902				FOR HEALTH OF ARIZONA, INC.	..AZ	..NIA	For Health, Inc.	Ownership	..100.000	UnitedHealth Group Incorporated	



STATEMENT AS OF JUNE 30, 2015 OF THE Unison Health Plan of the Capital Area, Inc.

**SCHEDULE Y**  
**PART 1A - DETAIL OF INSURANCE HOLDING COMPANY SYSTEM**

1	2	3	4	5	6	7	8	9	10	11	12	13	14	15
Group Code	Group Name	NAIC Company Code	ID Number	Federal RSSD	CIK	Name of Securities Exchange if Publicly Traded (U.S. or International)	Names of Parent, Subsidiaries Or Affiliates	Domiciliary Location	Relationship to Reporting Entity	Directly Controlled by (Name of Entity/Person)	Type of Control (Ownership, Board, Management, Attorney-in-Fact, Influence, Other)	If Control is Ownership Provide Percentage	Ultimate Controlling Entity(ies)/Person(s)	*
		.00000	33-0766617				For Health, Inc.	.DE	NIA	Inspiris, Inc.	Ownership	100.000	UnitedHealth Group Incorporated	
		.00000					Frontier MEDEX Limited	.GBR	NIA	UnitedHealthcare International I B.V.	Ownership	100.000	UnitedHealth Group Incorporated	
		.00000					Frontier Medex Tanzania Limited	.TZA	NIA	Frontier MEDEX Limited	Ownership	99.000	UnitedHealth Group Incorporated	2
		.00000	68-0679514				FrontierMEDEX (RMS), Inc.	.DE	NIA	FMG Holdings, LLC	Ownership	100.000	UnitedHealth Group Incorporated	
		.00000	98-1103497				FrontierMEDEX Canada Holdings Ltd.	.CAN	NIA	UnitedHealthcare International I B.V.	Ownership	100.000	UnitedHealth Group Incorporated	
		.00000	98-1104429				FrontierMEDEX Canada Limited	.CAN	NIA	FrontierMEDEX Canada Holdings Ltd.	Ownership	100.000	UnitedHealth Group Incorporated	
		.00000	45-5339512				FrontierMEDEX Government Services, LLC	.DE	NIA	FMG Holdings, LLC	Ownership	100.000	UnitedHealth Group Incorporated	
		.00000	98-1147103				FrontierMedex Kenya Limited	.KEN	NIA	Frontier MEDEX Limited	Ownership	99.900	UnitedHealth Group Incorporated	
		.00000	98-1147103				FrontierMedex Kenya Limited	.KEN	NIA	UnitedHealthcare International I B.V.	Ownership	0.100	UnitedHealth Group Incorporated	
		.00000	98-1101521				FrontierMEDEX Limited	.IRQ	NIA	Frontier MEDEX Limited	Ownership	100.000	UnitedHealth Group Incorporated	
		.00000	33-1219808				FrontierMEDEX US, Inc.	.DE	NIA	FMG Holdings, LLC	Ownership	100.000	UnitedHealth Group Incorporated	
		.00000	52-2230470				FrontierMEDEX, Inc.	.MN	NIA	FrontierMEDEX US, Inc.	Ownership	100.000	UnitedHealth Group Incorporated	
		.00000	37-0855360				Golden Rule Financial Corporation	.DE	NIA	UnitedHealth Group Incorporated	Ownership	100.000	UnitedHealth Group Incorporated	
.0707	UnitedHealth Group Incorporated	.62286	37-6028756	3057283			Golden Rule Insurance Company	.IN	IA	Golden Rule Financial Corporation	Ownership	100.000	UnitedHealth Group Incorporated	
		.00000	98-0213198				H&W Indemnity (SPC), Ltd.	.CYM	NIA	UnitedHealth Group Incorporated	Ownership	100.000	UnitedHealth Group Incorporated	
.0707	UnitedHealth Group Incorporated	.79480	35-1279304				Harken Health Insurance Company	.WV	IA	UnitedHealthcare, Inc.	Ownership	100.000	UnitedHealth Group Incorporated	
.0707	UnitedHealth Group Incorporated	.43893	13-3584296				Health Net Insurance of New York, Inc.	.NY	IA	Oxford Health Plans LLC	Ownership	100.000	UnitedHealth Group Incorporated	
		.00000	98-0153069				Health Net Services (Bermuda) Ltd.	.BMU	NIA	Oxford Health Plans LLC	Ownership	100.000	UnitedHealth Group Incorporated	
.0707	UnitedHealth Group Incorporated	.96342	88-0201035				Health Plan of Nevada, Inc.	.NV	IA	Sierra Health Services, Inc.	Ownership	100.000	UnitedHealth Group Incorporated	
		.00000	98-1098167				Health Technology Analysts Pty Limited	.AUS	NIA	OptumInsight, Inc.	Ownership	100.000	UnitedHealth Group Incorporated	
		.00000	95-4763349				HealthAllies, Inc.	.DE	NIA	OptumHealth Holdings, LLC	Ownership	100.000	UnitedHealth Group Incorporated	
		.00000	84-1472832				Highlands Ranch Healthcare, LLC	.CO	NIA	Urgent Care ISO, LLC	Ownership	100.000	UnitedHealth Group Incorporated	
		.00000	20-8910978				Hospice Inspiris Holdings, Inc.	.TN	NIA	Inspiris, Inc.	Ownership	100.000	UnitedHealth Group Incorporated	
		.00000	98-1111920				Hospital Alvorada de Taguatinga Ltda.	.BRA	NIA	Amil Assistência Médica Internacional S.A.	Ownership	63.130	UnitedHealth Group Incorporated	
		.00000	98-1111920				Hospital Alvorada de Taguatinga Ltda.	.BRA	NIA	Bosque Medical Center S.A.	Ownership	36.870	UnitedHealth Group Incorporated	
		.00000	98-1202916				Hospital AMA S.A.	.BRA	NIA	Esho – Empresa de Serviços Hospitalares S.A.	Ownership	50.480	UnitedHealth Group Incorporated	
		.00000	98-1202916				Hospital AMA S.A.	.BRA	NIA	Seisa Serviços Integrados de Saúde Ltda.	Ownership	49.520	UnitedHealth Group Incorporated	
		.00000	98-1203135				Hospital Carlos Chagas S.A.	.BRA	NIA	Esho – Empresa de Serviços Hospitalares S.A.	Ownership	100.000	UnitedHealth Group Incorporated	
		.00000	98-1209342				Hospital Geral e Maternidade Madre Maria Theodora Ltda.	.BRA	NIA	Esho – Empresa de Serviços Hospitalares S.A.	Ownership	100.000	UnitedHealth Group Incorporated	
		.00000	98-1209342				Hospital Geral e Maternidade Madre Maria Theodora Ltda.	.BRA	NIA	Cemed Care Empresa de Atendimento Clínico Geral Ltda.	Ownership	0.000	UnitedHealth Group Incorporated	
		.00000					HPP – Medicina Molecular, S.A.	.PRT	NIA	LMN – Laboratório de Medicina Nuclear, Unipessoal, Lda.	Ownership	59.999	UnitedHealth Group Incorporated	
		.00000					HPP – Medicina Molecular, S.A.	.PRT	NIA	Lusíadas, S.A.	Ownership	40.001	UnitedHealth Group Incorporated	
		.00000	98-1139169				HPP Viseu, S.A.	.PRT	NIA	Lusíadas, SGPS, S.A.	Ownership	65.000	UnitedHealth Group Incorporated	5
		.00000	26-2912304				Humedica, Inc.	.DE	NIA	United HealthCare Services, Inc.	Ownership	100.000	UnitedHealth Group Incorporated	
		.00000	36-4331825				Hygeia Corporation	.DE	NIA	UnitedHealth International, Inc.	Ownership	100.000	UnitedHealth Group Incorporated	
		.00000	98-1099968				Hygeia Corporation (Ontario)	.CAN	NIA	UnitedHealth Group International GP	Ownership	100.000	UnitedHealth Group Incorporated	
		.00000					Imed Star – Serviços de Desempenho Organizacional Ltda.	.BRA	NIA	Amil Assistência Médica Internacional S.A.	Ownership	99.920	UnitedHealth Group Incorporated	
		.00000					Imed Star – Serviços de Desempenho Organizacional Ltda.	.BRA	NIA	Amico Saúde Ltda.	Ownership	0.080	UnitedHealth Group Incorporated	
		.00000	62-1641102				Ingram & Associates, LLC	.TN	NIA	Optum360, LLC	Ownership	100.000	UnitedHealth Group Incorporated	
		.00000	13-4138668				INSPIRIS of New York IPA, Inc.	.NY	NIA	Inspiris, Inc.	Ownership	100.000	UnitedHealth Group Incorporated	
		.00000	13-4138665				INSPIRIS of New York Management, Inc.	.NY	NIA	Inspiris, Inc.	Ownership	100.000	UnitedHealth Group Incorporated	
		.00000	20-5355196				Inspiris of Tennessee, Inc.	.TN	NIA	Inspiris, Inc.	Ownership	100.000	UnitedHealth Group Incorporated	

162

STATEMENT AS OF JUNE 30, 2015 OF THE Unison Health Plan of the Capital Area, Inc.

**SCHEDULE Y**  
**PART 1A - DETAIL OF INSURANCE HOLDING COMPANY SYSTEM**

1	2	3	4	5	6	7	8	9	10	11	12	13	14	15
Group Code	Group Name	NAIC Company Code	ID Number	Federal RSSD	CIK	Name of Securities Exchange if Publicly Traded (U.S. or International)	Names of Parent, Subsidiaries Or Affiliates	Domiciliary Location	Relationship to Reporting Entity	Directly Controlled by (Name of Entity/Person)	Type of Control (Ownership, Board, Management, Attorney-in-Fact, Influence, Other)	If Control is Ownership Provide Percentage	Ultimate Controlling Entity(ies)/Person(s)	*
		00000	26-2885572				INSPIRIS of Texas Physician Group	TX	NIA	Inspiris Services Company	Ownership	100.000	UnitedHealth Group Incorporated	
		00000	26-0683057				Inspiris Services Company	TN	NIA	Inspiris, Inc.	Ownership	100.000	UnitedHealth Group Incorporated	
		00000	33-0766366				Inspiris, Inc.	DE	NIA	Collaborative Care Holdings, LLC	Ownership	100.000	UnitedHealth Group Incorporated	
		00000	98-1097022				International Psychological Services Pty Limited	AUS	NIA	Optum Health & Technology (Australia) Pty. Ltd.	Ownership	100.000	UnitedHealth Group Incorporated	
		00000	32-0409538				Lifeprint Accountable Care Organization, LLC	DE	NIA	Collaborative Care Holdings, LLC	Ownership	100.000	UnitedHealth Group Incorporated	
		00000	45-3143218				Lifeprint East, Inc.	DE	NIA	Collaborative Care Holdings, LLC	Ownership	100.000	UnitedHealth Group Incorporated	
		00000	27-2309024				LifePrint Health, Inc.	DE	NIA	Collaborative Care Holdings, LLC	Ownership	100.000	UnitedHealth Group Incorporated	
		00000					LMN – Laboratório de Medicina Nuclear, Unipessoal, Lda.	PRT	NIA	Lusíadas, S.A.	Ownership	100.000	UnitedHealth Group Incorporated	
		00000	39-1974851				Logistics Health, Inc.	WI	NIA	OptumHealth Holdings, LLC	Ownership	100.000	UnitedHealth Group Incorporated	
		00000	98-1139095				Lusíadas A.C.E.	PRT	NIA	Lusíadas, SGPS, S.A.	Ownership	67.000	UnitedHealth Group Incorporated	
		00000	98-1139095				Lusíadas A.C.E.	PRT	NIA	Lusíadas, S.A.	Ownership	10.000	UnitedHealth Group Incorporated	
		00000	98-1139095				Lusíadas A.C.E.	PRT	NIA	Lusíadas-Parcerias Cascais, S.A.	Ownership	10.000	UnitedHealth Group Incorporated	
		00000	98-1139095				Lusíadas A.C.E.	PRT	NIA	HPP – Medicina Molecular, S.A.	Ownership	5.000	UnitedHealth Group Incorporated	
		00000	98-1139095				Lusíadas A.C.E.	PRT	NIA	LMN – Laboratório de Medicina Nuclear, Unipessoal, Lda.	Ownership	5.000	UnitedHealth Group Incorporated	
		00000	98-1139095				Lusíadas A.C.E.	PRT	NIA	HPP Viseu, S.A.	Ownership	3.000	UnitedHealth Group Incorporated	
		00000	98-1139089				Lusíadas, S.A.	PRT	NIA	Lusíadas, SGPS, S.A.	Ownership	100.000	UnitedHealth Group Incorporated	
		00000	98-1138570				Lusíadas, SGPS, S.A.	PRT	NIA	Amil International S.á.r.l.	Ownership	100.000	UnitedHealth Group Incorporated	
		00000	98-1137620				Lusíadas-Parcerias Cascais, S.A.	PRT	NIA	Lusíadas, SGPS, S.A.	Ownership	100.000	UnitedHealth Group Incorporated	
		00000	52-2129787				MAMSI Insurance Resources, LLC	MD	NIA	OneNet PPO, LLC	Ownership	100.000	UnitedHealth Group Incorporated	
.0707	UnitedHealth Group Incorporated	60321	52-1803283				MAMSI Life and Health Insurance Company	MD	IA	United HealthCare Services, Inc.	Ownership	100.000	UnitedHealth Group Incorporated	
		00000	14-1782475				Managed Physical Network, Inc.	NY	NIA	OptumHealth Care Solutions, Inc.	Ownership	100.000	UnitedHealth Group Incorporated	
		00000	42-1741594				MD Ops, Inc.	CA	NIA	North American Medical Management California, Inc.	Ownership	100.000	UnitedHealth Group Incorporated	
.0707	UnitedHealth Group Incorporated	96310	52-1169135				MD-Individual Practice Association, Inc.	MD	IA	United HealthCare Services, Inc.	Ownership	100.000	UnitedHealth Group Incorporated	
		00000	52-2178531				MEDEX Insurance Services, Inc.	MD	NIA	FrontierMEDEX, Inc.	Ownership	100.000	UnitedHealth Group Incorporated	
		00000	20-3824377				MedExpress Development, LLC	FL	NIA	Urgent Care MSO, LLC	Ownership	100.000	UnitedHealth Group Incorporated	
		00000	20-2545363				MedExpress Urgent Care of Boynton Beach, LLC	FL	NIA	MedExpress Development, LLC	Ownership	100.000	UnitedHealth Group Incorporated	
.0707	UnitedHealth Group Incorporated	00000					MedExpress Urgent Care, Inc. - Ohio	OH	NIA	Urgent Care Holdings, Inc.	Ownership	100.000	UnitedHealth Group Incorporated	
.0707	UnitedHealth Group Incorporated	12756	20-3391186				Medica Health Plans of Florida, Inc.	FL	IA	United HealthCare Services, Inc.	Ownership	100.000	UnitedHealth Group Incorporated	
.0707	UnitedHealth Group Incorporated	12155	01-0788576				Medica HealthCare Plans, Inc.	FL	IA	United HealthCare Services, Inc.	Ownership	100.000	UnitedHealth Group Incorporated	
		00000	26-4808018				Medical Preparatory School of Allied Health, LLC	TX	NIA	WellMed Medical Management, Inc.	Ownership	100.000	UnitedHealth Group Incorporated	
		00000	32-0037402				Medical Transportation Services, LLC	FL	NIA	United HealthCare Services, Inc.	Ownership	100.000	UnitedHealth Group Incorporated	
		00000	75-2682287				MedSynergies North Texas, Inc.	TX	NIA	MedSynergies, Inc.	Ownership	100.000	UnitedHealth Group Incorporated	
		00000	75-2515691				MedSynergies, Inc.	DE	NIA	Mustang Razorback Holdings, Inc.	Ownership	100.000	UnitedHealth Group Incorporated	
		00000	27-2252446				MHC Real Estate Holdings, LLC	CA	NIA	Monarch Management Services, Inc.	Ownership	100.000	UnitedHealth Group Incorporated	
		00000	46-2881462				Minnesota Waypoint Physical Therapy, Inc.	DE	NIA	Orthology, Inc.	Ownership	100.000	UnitedHealth Group Incorporated	
		00000	46-3949765				MN Waypoint Sports Physical Therapy, Inc.	DE	NIA	Orthology, Inc.	Ownership	100.000	UnitedHealth Group Incorporated	
		00000	45-3142852				Monarch Management Services, Inc.	DE	NIA	Collaborative Care Holdings, LLC	Ownership	100.000	UnitedHealth Group Incorporated	
		00000	47-1935798				Mustang Razorback Holdings, Inc.	DE	NIA	OptumInsight, Inc.	Ownership	100.000	UnitedHealth Group Incorporated	
		00000	20-3236839				NAMM Holdings, Inc.	DE	NIA	Aveta Inc.	Ownership	100.000	UnitedHealth Group Incorporated	
.0707	UnitedHealth Group Incorporated	95251	76-0196559				National Pacific Dental, Inc.	TX	IA	Dental Benefit Providers, Inc.	Ownership	100.000	UnitedHealth Group Incorporated	
.0707	UnitedHealth Group Incorporated	95123	65-0996107				Neighborhood Health Partnership, Inc.	FL	IA	UnitedHealthcare, Inc.	Ownership	100.000	UnitedHealth Group Incorporated	
		00000	20-4755277				Netwerkes, LLC	TN	NIA	Payment Resolution Services, LLC	Ownership	100.000	UnitedHealth Group Incorporated	
		00000	46-3584152				Nevada Medical Services LLC	NV	NIA	Collaborative Care Services, Inc.	Ownership	100.000	UnitedHealth Group Incorporated	
.0707	UnitedHealth Group Incorporated	95758	88-0228572				Nevada Pacific Dental	NV	IA	Dental Benefit Providers, Inc.	Ownership	100.000	UnitedHealth Group Incorporated	

STATEMENT AS OF JUNE 30, 2015 OF THE Unison Health Plan of the Capital Area, Inc.

**SCHEDULE Y**  
**PART 1A - DETAIL OF INSURANCE HOLDING COMPANY SYSTEM**

1	2	3	4	5	6	7	8	9	10	11	12	13	14	15
Group Code	Group Name	NAIC Company Code	ID Number	Federal RSSD	CIK	Name of Securities Exchange if Publicly Traded (U.S. or International)	Names of Parent, Subsidiaries Or Affiliates	Domiciliary Location	Relationship to Reporting Entity	Directly Controlled by (Name of Entity/Person)	Type of Control (Ownership, Board, Management, Attorney-in-Fact, Influence, Other)	If Control is Ownership Provide Percentage	Ultimate Controlling Entity(ies)/Person(s)	*
		.00000	36-3984647				North American Medical Management - Illinois, Inc.	IL	NIA	NAAM Holdings, Inc.	Ownership	100.000	UnitedHealth Group Incorporated	
		.00000	33-0673955				North American Medical Management California, Inc.	TN	NIA	NAAM Holdings, Inc.	Ownership	100.000	UnitedHealth Group Incorporated	
		.00000	88-0245121				Northern Nevada Health Network, Inc.	NV	NIA	Sierra Health Services, Inc.	Ownership	100.000	UnitedHealth Group Incorporated	
		.00000	52-2129786				OneNet PPO, LLC	MD	NIA	UnitedHealthcare Insurance Company	Ownership	100.000	UnitedHealth Group Incorporated	
0707	UnitedHealth Group Incorporated	96940	52-1518174				Optimum Choice, Inc.	MD	IA	United HealthCare Services, Inc.	Ownership	100.000	UnitedHealth Group Incorporated	
		.00000	47-0858534	3202702			Optum Bank, Inc.	UT	NIA	OptumHealth Financial Services, Inc.	Ownership	100.000	UnitedHealth Group Incorporated	
		.00000	36-3437660				Optum Biometrics, Inc.	IL	NIA	OptumHealth Care Solutions, Inc.	Ownership	100.000	UnitedHealth Group Incorporated	
		.00000	45-3142512				Optum Clinical Services, Inc.	DE	NIA	Collaborative Care Holdings, LLC	Ownership	100.000	UnitedHealth Group Incorporated	
		.00000	37-1782217				Optum Clinics Holdings, Inc.	DE	NIA	Collaborative Care Holdings, LLC	Ownership	97.200	UnitedHealth Group Incorporated	3
		.00000	38-3969193				Optum Clinics Intermediate Holdings, Inc.	DE	NIA	Optum Clinics Holdings, Inc.	Ownership	100.000	UnitedHealth Group Incorporated	
		.00000					Optum Global Solutions International B.V.	NLD	NIA	Optum Technology, Inc.	Ownership	100.000	UnitedHealth Group Incorporated	
		.00000	04-3574101				Optum Government Solutions, Inc.	DE	NIA	OptumInsight, Inc.	Ownership	100.000	UnitedHealth Group Incorporated	
		.00000					Optum Health & Technology (Australia) Pty Ltd	AUS	NIA	Optum Health Solutions (UK) Limited	Ownership	100.000	UnitedHealth Group Incorporated	
		.00000	98-1095799				Optum Health & Technology (India) Private Limited	IND	NIA	OptumHealth International B.V.	Ownership	99.996	UnitedHealth Group Incorporated	
		.00000	98-1095799				Optum Health & Technology (India) Private Limited	IND	NIA	United Behavioral Health	Ownership	0.004	UnitedHealth Group Incorporated	
		.00000					Optum Health & Technology (Singapore) Pte. Ltd.	SGP	NIA	OptumHealth International B.V.	Ownership	100.000	UnitedHealth Group Incorporated	
		.00000	98-1095879				Optum Health & Technology (UK) Limited	GBR	NIA	Optum UK Solutions Group Limited	Ownership	100.000	UnitedHealth Group Incorporated	
		.00000	20-2149493				Optum Health & Technology (US), LLC	MO	NIA	United Behavioral Health	Ownership	100.000	UnitedHealth Group Incorporated	
		.00000	43-1747235				Optum Health & Technology Holdings (US), LLC	MO	NIA	Optum, Inc.	Ownership	100.000	UnitedHealth Group Incorporated	
		.00000	98-1184561				Optum Health & Technology Serviços Do Brasil Ltda.	BRA	NIA	OptumHealth International B.V.	Ownership	99.000	UnitedHealth Group Incorporated	
		.00000	98-1184561				Optum Health & Technology Serviços Do Brasil Ltda.	BRA	NIA	OptumInsight, Inc.	Ownership	1.000	UnitedHealth Group Incorporated	
		.00000	98-1097921				Optum Health Services (Canada) Ltd.	CAN	NIA	Optum Health & Technology Holdings (US), LLC	Ownership	100.000	UnitedHealth Group Incorporated	
		.00000	98-1147355				Optum Health Solutions (UK) Limited	GBR	NIA	Optum UK Solutions Group Limited	Ownership	100.000	UnitedHealth Group Incorporated	
		.00000	46-4734521				Optum Labs Dimensions, Inc.	DE	NIA	Optum Labs, Inc.	Ownership	100.000	UnitedHealth Group Incorporated	
		.00000	98-1249178				Optum Labs International (UK) Ltd.	GBR	NIA	Optum, Inc.	Ownership	100.000	UnitedHealth Group Incorporated	
		.00000	46-1615964				Optum Labs, Inc.	DE	NIA	Optum, Inc.	Ownership	100.000	UnitedHealth Group Incorporated	
		.00000	98-1209730				Optum Life Sciences (Canada) Inc.	CAN	NIA	OptumInsight Life Sciences, Inc.	Ownership	100.000	UnitedHealth Group Incorporated	
		.00000	98-1098190				Optum Management Consulting (Shanghai) Co., Ltd.	CHN	NIA	Optum Health & Technology Holdings (US), LLC	Ownership	100.000	UnitedHealth Group Incorporated	
		.00000	90-1001805				Optum Nevada Accountable Care Organization LLC	DE	NIA	Collaborative Care Holdings, LLC	Ownership	100.000	UnitedHealth Group Incorporated	
		.00000	20-8911466				Optum Palliative and Hospice Care of Pennsylvania, Inc.	TN	NIA	Hospice Inspiris Holdings, Inc.	Ownership	100.000	UnitedHealth Group Incorporated	
		.00000	20-8911303				Optum Palliative and Hospice Care of Texas, Inc.	TN	NIA	Hospice Inspiris Holdings, Inc.	Ownership	100.000	UnitedHealth Group Incorporated	
		.00000	30-0226127				Optum Palliative and Hospice Care, Inc.	DE	NIA	Collaborative Care Holdings, LLC	Ownership	100.000	UnitedHealth Group Incorporated	
		.00000	20-4581265				Optum Public Sector Solutions, Inc.	DE	NIA	OptumInsight, Inc.	Ownership	100.000	UnitedHealth Group Incorporated	
		.00000	46-3328009				Optum Rocket, Inc.	DE	NIA	OptumInsight, Inc.	Ownership	100.000	UnitedHealth Group Incorporated	
		.00000	45-4683454				Optum Services, Inc.	DE	NIA	Optum, Inc.	Ownership	100.000	UnitedHealth Group Incorporated	
		.00000	98-0644599				Optum Solutions UK Holdings Limited	GBR	NIA	Optum, Inc.	Ownership	100.000	UnitedHealth Group Incorporated	
		.00000	46-5713629				Optum Technology, Inc.	DE	NIA	Optum, Inc.	Ownership	100.000	UnitedHealth Group Incorporated	

STATEMENT AS OF JUNE 30, 2015 OF THE Unison Health Plan of the Capital Area, Inc.

**SCHEDULE Y**  
**PART 1A - DETAIL OF INSURANCE HOLDING COMPANY SYSTEM**

1	2	3	4	5	6	7	8	9	10	11	12	13	14	15
Group Code	Group Name	NAIC Company Code	ID Number	Federal RSSD	CIK	Name of Securities Exchange if Publicly Traded (U.S. or International)	Names of Parent, Subsidiaries Or Affiliates	Domiciliary Location	Relationship to Reporting Entity	Directly Controlled by (Name of Entity/Person)	Type of Control (Ownership, Board, Management, Attorney-in-Fact, Influence, Other)	If Control is Ownership Provide Percentage	Ultimate Controlling Entity(ies)/Person(s)	*
		.00000	98-1097769				Optum UK Solutions Group Limited	GBR	NIA	Optum Solutions UK Holdings Limited	Ownership	100.000	UnitedHealth Group Incorporated	
		.00000	30-0580620	3119994			Optum, Inc.	DE	NIA	United HealthCare Services, Inc.	Ownership	100.000	UnitedHealth Group Incorporated	
		.00000	46-3983926				Optum360 Services, Inc.	DE	NIA	Optum Rocket, Inc.	Ownership	75.000	UnitedHealth Group Incorporated	3
		.00000	46-3328307				Optum360, LLC	DE	NIA	Optum Rocket, Inc.	Ownership	75.000	UnitedHealth Group Incorporated	3
		.00000	41-1591944				OptumHealth Care Solutions, Inc.	MN	NIA	OptumHealth Holdings, LLC	Ownership	100.000	UnitedHealth Group Incorporated	
		.00000	47-0858530				OptumHealth Financial Services, Inc.	DE	NIA	OptumHealth Holdings, LLC	Ownership	100.000	UnitedHealth Group Incorporated	
		.00000	47-1192395				OptumHealth Holdings, LLC	DE	NIA	Optum, Inc.	Ownership	100.000	UnitedHealth Group Incorporated	
		.00000	98-1106868				OptumHealth International B.V.	NLD	NIA	Optum, Inc.	Ownership	100.000	UnitedHealth Group Incorporated	
		.00000					OptumInsight Holdings, LLC	DE	NIA	Optum, Inc.	Ownership	100.000	UnitedHealth Group Incorporated	
		.00000	04-3383745				OptumInsight Life Sciences, Inc.	DE	NIA	OptumInsight, Inc.	Ownership	100.000	UnitedHealth Group Incorporated	
		.00000	41-1858498				OptumInsight, Inc.	DE	NIA	OptumInsight Holdings, LLC	Ownership	100.000	UnitedHealth Group Incorporated	
		.00000					OptumRx Holdings, LLC	DE	NIA	Optum, Inc.	Ownership	100.000	UnitedHealth Group Incorporated	
		.00000	20-0151096				OptumRx NY IPA, Inc.	NY	NIA	OptumRx, Inc.	Ownership	100.000	UnitedHealth Group Incorporated	
		.00000	47-3146510				OptumRx Pharmacy, Inc.	DE	NIA	OptumRx, Inc.	Ownership	100.000	UnitedHealth Group Incorporated	
		.00000	33-0441200				OptumRx, Inc.	CA	NIA	OptumRx Holdings, LLC	Ownership	100.000	UnitedHealth Group Incorporated	
		.00000	13-3960641				OrthoNet Holdings, Inc.	DE	NIA	OptumHealth Care Solutions, Inc.	Ownership	100.000	UnitedHealth Group Incorporated	
		.00000	13-3818652				OrthoNet LLC	NY	NIA	OrthoNet Holdings, Inc.	Ownership	100.000	UnitedHealth Group Incorporated	
		.00000	13-4025898				OrthoNet New York IPA, Inc.	NY	NIA	OrthoNet Holdings, Inc.	Ownership	100.000	UnitedHealth Group Incorporated	
.0707	UnitedHealth Group Incorporated	.11068	30-0029448				OrthoNet of the Mid-Atlantic, Inc.	DE	IA	OrthoNet Holdings, Inc.	Ownership	100.000	UnitedHealth Group Incorporated	
		.00000	26-2884306				OrthoNet of the South, Inc.	DE	NIA	OrthoNet Holdings, Inc.	Ownership	100.000	UnitedHealth Group Incorporated	
		.00000	46-1581769				OrthoNet Services, Inc.	DE	NIA	OrthoNet Holdings, Inc.	Ownership	100.000	UnitedHealth Group Incorporated	
		.00000	20-0221966				OrthoNet West, Inc.	DE	NIA	OrthoNet Holdings, Inc.	Ownership	100.000	UnitedHealth Group Incorporated	
		.00000	41-1921007				Ovations, Inc.	DE	NIA	United HealthCare Services, Inc.	Ownership	100.000	UnitedHealth Group Incorporated	
		.00000	06-1587795				Oxford Benefit Management, Inc.	CT	NIA	Oxford Health Plans LLC	Ownership	100.000	UnitedHealth Group Incorporated	
.0707	UnitedHealth Group Incorporated	.78026	22-2797560				Oxford Health Insurance, Inc.	NY	IA	UnitedHealthcare Insurance Company	Ownership	100.000	UnitedHealth Group Incorporated	
.0707	UnitedHealth Group Incorporated	.96798	06-1181201				Oxford Health Plans (CT), Inc.	CT	IA	Oxford Health Plans LLC	Ownership	100.000	UnitedHealth Group Incorporated	
.0707	UnitedHealth Group Incorporated	.95506	22-2745725				Oxford Health Plans (NJ), Inc.	NJ	IA	Oxford Health Plans LLC	Ownership	100.000	UnitedHealth Group Incorporated	
.0707	UnitedHealth Group Incorporated	.95479	06-1181200				Oxford Health Plans (NY), Inc.	NY	IA	Oxford Health Plans LLC	Ownership	100.000	UnitedHealth Group Incorporated	
		.00000	52-2443751				Oxford Health Plans LLC	DE	NIA	UnitedHealth Group Incorporated	Ownership	100.000	UnitedHealth Group Incorporated	
.0707	UnitedHealth Group Incorporated	.70785	35-1137395				PacifiCare Life and Health Insurance Company	IN	IA	United HealthCare Services, Inc.	Ownership	100.000	UnitedHealth Group Incorporated	
.0707	UnitedHealth Group Incorporated	.84506	95-2829463				PacifiCare Life Assurance Company	CO	IA	United HealthCare Services, Inc.	Ownership	100.000	UnitedHealth Group Incorporated	
.0707	UnitedHealth Group Incorporated	.95617	94-3267522				PacifiCare of Arizona, Inc.	AZ	IA	United HealthCare Services, Inc.	Ownership	100.000	UnitedHealth Group Incorporated	
.0707	UnitedHealth Group Incorporated	.95434	84-1011378				PacifiCare of Colorado, Inc.	CO	IA	United HealthCare Services, Inc.	Ownership	100.000	UnitedHealth Group Incorporated	
.0707	UnitedHealth Group Incorporated	.95685	86-0875231				PacifiCare of Nevada, Inc.	NV	IA	United HealthCare Services, Inc.	Ownership	100.000	UnitedHealth Group Incorporated	
		.00000	62-1451147				Payment Resolution Services, LLC	TN	NIA	OptumInsight, Inc.	Ownership	100.000	UnitedHealth Group Incorporated	
		.00000	75-3265056				PCCCV, Inc.	CA	NIA	PrimeCare Medical Network, Inc.	Ownership	100.000	UnitedHealth Group Incorporated	
		.00000	35-2288416				PHC Subsidiary Holdings, LLC	TX	NIA	United HealthCare Services, Inc.	Ownership	100.000	UnitedHealth Group Incorporated	
		.00000	20-8016933				PHYS Holding Corp.	DE	NIA	MedSynergies, Inc.	Ownership	100.000	UnitedHealth Group Incorporated	
		.00000	20-8016984				PhyServe Holdings, Inc.	DE	NIA	MedSynergies, Inc.	Ownership	100.000	UnitedHealth Group Incorporated	
		.00000	80-0654665				Physician Care Partners, Inc.	IL	NIA	Illinois, Inc.	Ownership	100.000	UnitedHealth Group Incorporated	
.0707	UnitedHealth Group Incorporated	.11494	04-367255				Physicians Health Choice of Texas, LLC	TX	IA	PHC Subsidiary Holdings, LLC	Ownership	100.000	UnitedHealth Group Incorporated	
		.00000	52-1162824				Physicians Health Plan of Maryland, Inc.	MD	NIA	United HealthCare Services, Inc.	Ownership	100.000	UnitedHealth Group Incorporated	
		.00000					Plus One Health Management Puerto Rico, Inc.	PR	NIA	Plus One Holdings, Inc.	Ownership	100.000	UnitedHealth Group Incorporated	
		.00000	13-3613705				Plus One Holdings, Inc.	DE	NIA	OptumHealth Care Solutions, Inc.	Ownership	100.000	UnitedHealth Group Incorporated	
		.00000	98-1083164				Polar II Fundo de Investimento em Participações	BRA	NIA	S.á.r.l.	Ownership	100.000	UnitedHealth Group Incorporated	
		.00000	75-2741619				ppoONE, Inc.	DE	NIA	United HealthCare Services, Inc.	Ownership	100.000	UnitedHealth Group Incorporated	
		.00000	65-0683927				Preferred Care Partners Holding, Corp.	FL	NIA	United HealthCare Services, Inc.	Ownership	100.000	UnitedHealth Group Incorporated	

165

STATEMENT AS OF JUNE 30, 2015 OF THE Unison Health Plan of the Capital Area, Inc.

**SCHEDULE Y**  
**PART 1A - DETAIL OF INSURANCE HOLDING COMPANY SYSTEM**

1	2	3	4	5	6	7	8	9	10	11	12	13	14	15
Group Code	Group Name	NAIC Company Code	ID Number	Federal RSSD	CIK	Name of Securities Exchange if Publicly Traded (U.S. or International)	Names of Parent, Subsidiaries Or Affiliates	Domiciliary Location	Relationship to Reporting Entity	Directly Controlled by (Name of Entity/Person)	Type of Control (Ownership, Board, Management, Attorney-in-Fact, Influence, Other)	If Control is Ownership Provide Percentage	Ultimate Controlling Entity(ies)/Person(s)	*
		00000	26-1845018				Preferred Care Partners Medical Group, Inc.	FL	NIA	Preferred Care Partners Holding, Corp.	Ownership	100.000	UnitedHealth Group Incorporated	
0707	UnitedHealth Group Incorporated	11176	65-0885893				Preferred Care Partners, Inc.	FL	IA	Preferred Care Partners Holding, Corp.	Ownership	100.000	UnitedHealth Group Incorporated	
		00000	75-3265059				Premier Choice ACO, Inc.	CA	NIA	PrimeCare Medical Network, Inc.	Ownership	100.000	UnitedHealth Group Incorporated	
		00000	88-0253112				Prime Health, Inc.	NV	NIA	Sierra Health Services, Inc.	Ownership	100.000	UnitedHealth Group Incorporated	
0707	UnitedHealth Group Incorporated	00000	33-0607478				PrimeCare Medical Network, Inc.	CA	IA	NAMM Holdings, Inc.	Ownership	100.000	UnitedHealth Group Incorporated	
		00000	87-0757397				PrimeCare of Citrus Valley, Inc.	CA	NIA	PrimeCare Medical Network, Inc.	Ownership	80.000	UnitedHealth Group Incorporated	5
		00000	33-0674407				PrimeCare of Corona, Inc.	CA	NIA	PrimeCare Medical Network, Inc.	Ownership	100.000	UnitedHealth Group Incorporated	
		00000	33-0674401				PrimeCare of Hemet Valley, Inc.	CA	NIA	PrimeCare Medical Network, Inc.	Ownership	100.000	UnitedHealth Group Incorporated	
		00000	33-0674408				PrimeCare of Inland Valley, Inc.	CA	NIA	PrimeCare Medical Network, Inc.	Ownership	100.000	UnitedHealth Group Incorporated	
		00000	33-0674402				PrimeCare of Moreno Valley, Inc.	CA	NIA	PrimeCare Medical Network, Inc.	Ownership	100.000	UnitedHealth Group Incorporated	
		00000	33-0674400				PrimeCare of Redlands, Inc.	CA	NIA	PrimeCare Medical Network, Inc.	Ownership	100.000	UnitedHealth Group Incorporated	
		00000	33-0674404				PrimeCare of Riverside, Inc.	CA	NIA	PrimeCare Medical Network, Inc.	Ownership	100.000	UnitedHealth Group Incorporated	
		00000	14-1915328				PrimeCare of San Bernardino, Inc.	CA	NIA	PrimeCare Medical Network, Inc.	Ownership	100.000	UnitedHealth Group Incorporated	
		00000	33-0698439				PrimeCare of Sun City, Inc.	CA	NIA	PrimeCare Medical Network, Inc.	Ownership	100.000	UnitedHealth Group Incorporated	
		00000	33-0674409				PrimeCare of Temecula, Inc.	CA	NIA	PrimeCare Medical Network, Inc.	Ownership	100.000	UnitedHealth Group Incorporated	
		00000	32-0229091				ProHEALTH Fitness of Lake Success, LLC	NY	NIA	ProHealth Medical Management, LLC	Ownership	82.620	UnitedHealth Group Incorporated	3
		00000	47-1049961				ProHealth Medical Management, LLC	DE	NIA	Collaborative Care Holdings, LLC	Ownership	80.000	UnitedHealth Group Incorporated	5
		00000	98-1103015				ProHealth Proton Center Management, LLC	DE	NIA	ProHealth Medical Management, LLC	Ownership	100.000	UnitedHealth Group Incorporated	
		00000	52-2016292				QSSI Technologies India Private Limited	IND	NIA	Quality Software Services, Inc.	Ownership	99.900	UnitedHealth Group Incorporated	3
		00000	26-3168754				Quality Software Services, Inc.	MD	NIA	OptumInsight, Inc.	Ownership	100.000	UnitedHealth Group Incorporated	
		00000	80-0947972				R&H Family Fitness Unlimited LLC	TX	NIA	WellMed Medical Management, Inc.	Ownership	100.000	UnitedHealth Group Incorporated	
		00000	35-2493256				Rally Health, Inc.	DE	NIA	Optum Services, Inc.	Ownership	74.000	UnitedHealth Group Incorporated	3
		00000	80-0947972				Real Appeal, Inc.	DE	NIA	UnitedHealth Group Ventures, LLC	Ownership	100.000	UnitedHealth Group Incorporated	
		00000					ScriptSwitch Limited	GBR	NIA	Optum UK Solutions Group Limited	Ownership	100.000	UnitedHealth Group Incorporated	
		00000	98-1202716				Seisa Serviços Integrados de Saúde Ltda.	BRA	NIA	Amil Assistência Médica Internacional S.A.	Ownership	99.990	UnitedHealth Group Incorporated	
		00000	98-1202716				Seisa Serviços Integrados de Saúde Ltda.	BRA	NIA	Dental Center Serviços Odontológicos Ltda.	Ownership	0.010	UnitedHealth Group Incorporated	
		00000	20-4763091				Senior Care Partners, Inc.	IL	NIA	North American Medical Management - Illinois, Inc.	Ownership	100.000	UnitedHealth Group Incorporated	
0707	UnitedHealth Group Incorporated	71420	94-0734860				Sierra Health and Life Insurance Company, Inc.	NV	IA	Sierra Health Services, Inc.	Ownership	100.000	UnitedHealth Group Incorporated	
		00000	88-0200415				Sierra Health Services, Inc.	NV	NIA	UnitedHealthcare, Inc.	Ownership	100.000	UnitedHealth Group Incorporated	
		00000	88-0254322				Sierra Health-Care Options, Inc.	NV	NIA	Sierra Health Services, Inc.	Ownership	100.000	UnitedHealth Group Incorporated	
		00000	88-0385705				Sierra Home Medical Products, Inc.	NV	NIA	Sierra Health Services, Inc.	Ownership	100.000	UnitedHealth Group Incorporated	
		00000	88-0264562				Sierra Nevada Administrators, Inc.	NV	NIA	Sierra Health Services, Inc.	Ownership	100.000	UnitedHealth Group Incorporated	
		00000	88-0201420				Southwest Medical Associates, Inc.	NV	NIA	Sierra Health Services, Inc.	Ownership	100.000	UnitedHealth Group Incorporated	
		00000	38-2609888				Southwest Michigan Health Network Inc.	MI	NIA	UnitedHealthcare, Inc.	Ownership	100.000	UnitedHealth Group Incorporated	
		00000	41-1921983				Specialty Benefits, LLC	DE	NIA	United HealthCare Services, Inc.	Ownership	100.000	UnitedHealth Group Incorporated	
		00000	71-0886811				Spectera of New York, IPA, Inc.	NY	NIA	Spectera, Inc.	Ownership	100.000	UnitedHealth Group Incorporated	
		00000	52-1260282				Spectera, Inc.	MD	NIA	Specialty Benefits, LLC	Ownership	100.000	UnitedHealth Group Incorporated	
		00000	46-5587702				Spotlite, Inc.	DE	NIA	Rally Health, Inc.	Ownership	100.000	UnitedHealth Group Incorporated	
		00000	56-1970224				The Lewin Group, Inc.	NC	NIA	Optum Public Sector Solutions, Inc.	Ownership	100.000	UnitedHealth Group Incorporated	
		00000	25-1825549				Three Rivers Holdings, Inc.	DE	UDP	AmeriChoice Corporation	Ownership	100.000	UnitedHealth Group Incorporated	
		00000	52-1431155				Travel Express Incorporated	MD	NIA	FrontierMEDEX, Inc.	Ownership	100.000	UnitedHealth Group Incorporated	
0707	UnitedHealth Group Incorporated	00000	94-3077084				U.S. Behavioral Health Plan, California	CA	IA	United Behavioral Health	Ownership	100.000	UnitedHealth Group Incorporated	
		00000	41-1913059				UHC International Services, Inc.	DE	NIA	UnitedHealth Group Incorporated	Ownership	100.000	UnitedHealth Group Incorporated	
0707	UnitedHealth Group Incorporated	00000	95-2931460				UHC of California	CA	IA	United HealthCare Services, Inc.	Ownership	100.000	UnitedHealth Group Incorporated	
		00000					UHG Brasil Participações S.A.	BRA	NIA	Polar II Fundo de Investimento em Participações	Ownership	100.000	UnitedHealth Group Incorporated	

STATEMENT AS OF JUNE 30, 2015 OF THE Unison Health Plan of the Capital Area, Inc.

**SCHEDULE Y**  
**PART 1A - DETAIL OF INSURANCE HOLDING COMPANY SYSTEM**

1	2	3	4	5	6	7	8	9	10	11	12	13	14	15
Group Code	Group Name	NAIC Company Code	ID Number	Federal RSSD	CIK	Name of Securities Exchange if Publicly Traded (U.S. or International)	Names of Parent, Subsidiaries Or Affiliates	Domiciliary Location	Relationship to Reporting Entity	Directly Controlled by (Name of Entity/Person)	Type of Control (Ownership, Board, Management, Attorney-in-Fact, Influence, Other)	If Control is Ownership Provide Percentage	Ultimate Controlling Entity(ies)/Person(s)	*
.0707	UnitedHealth Group Incorporated	.00000	41-1921008				UHHC Holdings, Inc.	.DE	NIA	United HealthCare Services, Inc.	Ownership	100.000	UnitedHealth Group Incorporated	
		.00000	14-1892398				Ultima Rx, LLC	.FL	NIA	United HealthCare Services, Inc.	Ownership	100.000	UnitedHealth Group Incorporated	
.0707	UnitedHealth Group Incorporated	.00000	39-1995276				UMR, Inc.	.DE	NIA	United HealthCare Services, Inc.	Ownership	100.000	UnitedHealth Group Incorporated	
		.91529	52-1996029				Unimerica Insurance Company	.WI	IA	OptumHealth Holdings, LLC	Ownership	100.000	UnitedHealth Group Incorporated	
.0707	UnitedHealth Group Incorporated	.11596	01-0637149				Unimerica Life Insurance Company of New York	.NY	IA	UnitedHealthcare Insurance Company	Ownership	100.000	UnitedHealth Group Incorporated	
		.00000	25-1877716				Unison Administrative Services, LLC	.PA	NIA	Three Rivers Holdings, Inc.	Ownership	100.000	UnitedHealth Group Incorporated	
.0707	UnitedHealth Group Incorporated	.00000	20-5917714				Unison Health Plan of Delaware, Inc.	.DE	IA	Three Rivers Holdings, Inc.	Ownership	100.000	UnitedHealth Group Incorporated	
		.13032	26-0651931				Unison Health Plan of the Capital Area, Inc.	.DC	RE	Three Rivers Holdings, Inc.	Ownership	100.000	UnitedHealth Group Incorporated	
.0707	UnitedHealth Group Incorporated	.00000	94-2649097				United Behavioral Health	.CA	NIA	OptumHealth Holdings, LLC	Ownership	100.000	UnitedHealth Group Incorporated	
		.00000	41-1868911				United Behavioral Health of New York, I.P.A., Inc.	.NY	NIA	United Behavioral Health	Ownership	100.000	UnitedHealth Group Incorporated	
.0707	UnitedHealth Group Incorporated	.00000	41-1941615				United Health Foundation	.MN	NIA	UnitedHealth Group Incorporated	Ownership	100.000	UnitedHealth Group Incorporated	
		.00000	41-1289245	3410132			United HealthCare Services, Inc.	.MN	NIA	UnitedHealth Group Incorporated	Ownership	100.000	UnitedHealth Group Incorporated	
.0707	UnitedHealth Group Incorporated	.00000	30-0318238				United Resource Networks IPA of New York, Inc.	.NY	NIA	OptumHealth Care Solutions, Inc.	Ownership	100.000	UnitedHealth Group Incorporated	
		.00000	01-0538317				UnitedHealth Advisors, LLC	.ME	NIA	United HealthCare Services, Inc.	Ownership	100.000	UnitedHealth Group Incorporated	
.0707	UnitedHealth Group Incorporated	.00000	98-1097761				UnitedHealth Group Global Healthcare Services Limited	.JRL	NIA	Optum Global Solutions International B.V.	Ownership	100.000	UnitedHealth Group Incorporated	
		.00000	98-1097776				UnitedHealth Group Global Services, Inc.	.PHL	NIA	Optum Global Solutions International B.V.	Ownership	100.000	UnitedHealth Group Incorporated	
.0707	UnitedHealth Group Incorporated	.00000	41-1321939		0000731766	New York Stock Exchange	UnitedHealth Group Incorporated	.MN	UIP					
		.00000	98-1093259				UnitedHealth Group Information Services Private Limited	.IND	NIA	Optum Global Solutions International B.V.	Ownership	99.370	UnitedHealth Group Incorporated	
.0707	UnitedHealth Group Incorporated	.00000	98-1093259				UnitedHealth Group Information Services Private Limited	.IND	NIA	UnitedHealth International, Inc.	Ownership	0.630	UnitedHealth Group Incorporated	
		.00000	98-1079826				UnitedHealth Group International GP	.CYM	NIA	UnitedHealth Group Incorporated	Ownership	100.000	UnitedHealth Group Incorporated	
.0707	UnitedHealth Group Incorporated	.00000	98-1080118				UnitedHealth Group International L.P.	.CYM	NIA	UnitedHealth Group Incorporated	Ownership	84.868	UnitedHealth Group Incorporated	
		.00000	98-1080118				UnitedHealth Group International L.P.	.CYM	NIA	FMG Holdings, LLC	Ownership	14.929	UnitedHealth Group Incorporated	
.0707	UnitedHealth Group Incorporated	.00000	98-1080118				UnitedHealth Group International L.P.	.CYM	NIA	Hygeia Corporation	Ownership	0.203	UnitedHealth Group Incorporated	
		.00000	46-3311984				UnitedHealth Group Ventures, LLC	.DE	NIA	UnitedHealth Group Incorporated	Ownership	100.000	UnitedHealth Group Incorporated	
.0707	UnitedHealth Group Incorporated	.00000	41-1917398				UnitedHealth International, Inc.	.DE	NIA	UnitedHealth Group Incorporated	Ownership	100.000	UnitedHealth Group Incorporated	
		.00000	26-2574977				UnitedHealth Military & Veterans Services, LLC	.DE	NIA	United HealthCare Services, Inc.	Ownership	100.000	UnitedHealth Group Incorporated	
.0707	UnitedHealth Group Incorporated	.00000	98-0559902				UnitedHealth UK Limited	.GBR	NIA	Optum UK Solutions Group Limited	Ownership	100.000	UnitedHealth Group Incorporated	
		.95174	33-0115163				UnitedHealthcare Benefits of Texas, Inc.	.TX	IA	United HealthCare Services, Inc.	Ownership	100.000	UnitedHealth Group Incorporated	
.0707	UnitedHealth Group Incorporated	.00000	47-3221444				UnitedHealthcare Benefits Plan of California	.CA	IA	United HealthCare Services, Inc.	Ownership	100.000	UnitedHealth Group Incorporated	
		.00000	46-4348775				UnitedHealthcare Community Plan of California, Inc.	.CA	IA	AmeriChoice Corporation	Ownership	100.000	UnitedHealth Group Incorporated	
.0707	UnitedHealth Group Incorporated	.13168	26-2688274				UnitedHealthcare Community Plan of Georgia, Inc.	.GA	IA	AmeriChoice Corporation	Ownership	100.000	UnitedHealth Group Incorporated	
		.12323	56-2451429				UnitedHealthcare Community Plan of Ohio, Inc.	.OH	IA	Three Rivers Holdings, Inc.	Ownership	100.000	UnitedHealth Group Incorporated	
.0707	UnitedHealth Group Incorporated	.11141	91-2008361				UnitedHealthcare Community Plan of Texas, L.L.C.	.TX	IA	Ovations, Inc.	Ownership	100.000	UnitedHealth Group Incorporated	
		.95467	38-3204052				UnitedHealthcare Community Plan, Inc.	.MI	IA	AmeriChoice Corporation	Ownership	100.000	UnitedHealth Group Incorporated	
.0707	UnitedHealth Group Incorporated	.00000					UnitedHealthcare Consulting & Assistance Service (Beijing) Co., Ltd.	.CHN	NIA	UnitedHealthcare International I B.V.	Ownership	100.000	UnitedHealth Group Incorporated	

STATEMENT AS OF JUNE 30, 2015 OF THE Unison Health Plan of the Capital Area, Inc.

**SCHEDULE Y**  
**PART 1A - DETAIL OF INSURANCE HOLDING COMPANY SYSTEM**

1	2	3	4	5	6	7	8	9	10	11	12	13	14	15
Group Code	Group Name	NAIC Company Code	ID Number	Federal RSSD	CIK	Name of Securities Exchange if Publicly Traded (U.S. or International)	Names of Parent, Subsidiaries Or Affiliates	Domiciliary Location	Relationship to Reporting Entity	Directly Controlled by (Name of Entity/Person)	Type of Control (Ownership, Board, Management, Attorney-in-Fact, Influence, Other)	If Control is Ownership Provide Percentage	Ultimate Controlling Entity(ies)/Person(s)	*
		00000	98-1199879				UnitedHealthcare Europe S.á.r.l.	..LUX	..NIA	UnitedHealthcare International V S.á.r.l.	Ownership	100.000	UnitedHealth Group Incorporated	
		00000	98-1099116				UnitedHealthcare India Private Limited	..IND	..NIA	UnitedHealthcare International II B.V.	Ownership	99.994	UnitedHealth Group Incorporated	
		00000	98-1099116				UnitedHealthcare India Private Limited	..IND	..NIA	UnitedHealth International, Inc.	Ownership	0.007	UnitedHealth Group Incorporated	
0707	UnitedHealth Group Incorporated	79413	36-2739571				UnitedHealthcare Insurance Company	..CT	..IA	UHC Holdings, Inc.	Ownership	100.000	UnitedHealth Group Incorporated	
0707	UnitedHealth Group Incorporated	60318	36-3800349				UnitedHealthcare Insurance Company of Illinois	..IL	..IA	UnitedHealthcare Insurance Company	Ownership	100.000	UnitedHealth Group Incorporated	
0707	UnitedHealth Group Incorporated	60093	11-3283886				UnitedHealthcare Insurance Company of New York	..NY	..IA	UnitedHealthcare Insurance Company	Ownership	100.000	UnitedHealth Group Incorporated	
0707	UnitedHealth Group Incorporated	12231	20-1902768				UnitedHealthcare Insurance Company of the River Valley	..IL	..IA	UnitedHealthcare Services Company of the River Valley, Inc.	Ownership	100.000	UnitedHealth Group Incorporated	
		00000	86-0618309				UnitedHealthcare Integrated Services, Inc.	..AZ	..IA	Ovations, Inc.	Ownership	100.000	UnitedHealth Group Incorporated	
		00000	41-1988797				UnitedHealthcare International Asia, LLC	..DE	..NIA	UnitedHealth Group Incorporated	Ownership	100.000	UnitedHealth Group Incorporated	
		00000	98-1100512				UnitedHealthcare International I B.V.	..NLD	..NIA	UnitedHealth Group International L.P.	Ownership	100.000	UnitedHealth Group Incorporated	
		00000	98-1079595				UnitedHealthcare International I S.á.r.l.	..LUX	..NIA	UnitedHealth Group International L.P.	Ownership	100.000	UnitedHealth Group Incorporated	
		00000	98-1100980				UnitedHealthcare International II B.V.	..NLD	..NIA	UnitedHealthcare International I B.V.	Ownership	100.000	UnitedHealth Group Incorporated	
		00000	98-1079459				UnitedHealthcare International II S.á.r.l.	..LUX	..NIA	UnitedHealthcare International I S.á.r.l.	Ownership	100.000	UnitedHealth Group Incorporated	
		00000	98-1077436				UnitedHealthcare International III S.á.r.l.	..LUX	..NIA	UnitedHealthcare International IV S.á.r.l.	Ownership	100.000	UnitedHealth Group Incorporated	
		00000	98-1080926				UnitedHealthcare International IV S.á.r.l.	..LUX	..NIA	UnitedHealthcare International II S.á.r.l.	Ownership	100.000	UnitedHealth Group Incorporated	
0707	UnitedHealth Group Incorporated	97179	86-0207231				UnitedHealthcare International V S.á.r.l.	..LUX	..NIA	UnitedHealth Group International L.P.	Ownership	100.000	UnitedHealth Group Incorporated	
0707	UnitedHealth Group Incorporated	95784	63-0899562				UnitedHealthcare Life Insurance Company	..WI	..IA	Golden Rule Financial Corporation	Ownership	100.000	UnitedHealth Group Incorporated	
0707	UnitedHealth Group Incorporated	96016	86-0507074				UnitedHealthcare of Alabama, Inc.	..AL	..IA	UnitedHealthcare, Inc.	Ownership	100.000	UnitedHealth Group Incorporated	
0707	UnitedHealth Group Incorporated	95446	63-1036819				UnitedHealthcare of Arizona, Inc.	..AZ	..IA	UnitedHealthcare, Inc.	Ownership	100.000	UnitedHealth Group Incorporated	
0707	UnitedHealth Group Incorporated	95090	84-1004639				UnitedHealthcare of Arkansas, Inc.	..AR	..IA	UnitedHealthcare, Inc.	Ownership	100.000	UnitedHealth Group Incorporated	
0707	UnitedHealth Group Incorporated	95264	59-1293865				UnitedHealthcare of Colorado, Inc.	..CO	..IA	UnitedHealthcare, Inc.	Ownership	100.000	UnitedHealth Group Incorporated	
0707	UnitedHealth Group Incorporated	95850	58-1653544				UnitedHealthcare of Florida, Inc.	..FL	..IA	UnitedHealthcare, Inc.	Ownership	100.000	UnitedHealth Group Incorporated	
0707	UnitedHealth Group Incorporated	95776	36-3280214				UnitedHealthcare of Georgia, Inc.	..GA	..IA	UnitedHealthcare, Inc.	Ownership	100.000	UnitedHealth Group Incorporated	
0707	UnitedHealth Group Incorporated	96644	62-1240316				UnitedHealthcare of Illinois, Inc.	..IL	..IA	UnitedHealthcare, Inc.	Ownership	100.000	UnitedHealth Group Incorporated	
0707	UnitedHealth Group Incorporated	96644	62-1240316				UnitedHealthcare of Kentucky, Ltd.	..KY	..IA	United HealthCare Services, Inc.	Ownership	94.180	UnitedHealth Group Incorporated	6
0707	UnitedHealth Group Incorporated	95833	72-1074008				UnitedHealthcare of Kentucky, Ltd.	..KY	..IA	UnitedHealthcare, Inc.	Ownership	5.820	UnitedHealth Group Incorporated	6
0707	UnitedHealth Group Incorporated	95716	63-1036817				UnitedHealthcare of Louisiana, Inc.	..LA	..IA	UnitedHealthcare, Inc.	Ownership	100.000	UnitedHealth Group Incorporated	
0707	UnitedHealth Group Incorporated	95149	05-0413469				UnitedHealthcare of Mississippi, Inc.	..MS	..IA	UnitedHealthcare, Inc.	Ownership	100.000	UnitedHealth Group Incorporated	
0707	UnitedHealth Group Incorporated	13214	26-2697886				UnitedHealthcare of New England, Inc.	..RI	..IA	United HealthCare Services, Inc.	Ownership	100.000	UnitedHealth Group Incorporated	
0707	UnitedHealth Group Incorporated	95085	06-1172891				UnitedHealthcare of New Mexico, Inc.	..NM	..IA	UnitedHealthcare Insurance Company	Ownership	100.000	UnitedHealth Group Incorporated	
0707	UnitedHealth Group Incorporated	95103	56-1461010				UnitedHealthcare of New York, Inc.	..NY	..IA	AmeriChoice Corporation	Ownership	100.000	UnitedHealth Group Incorporated	
0707	UnitedHealth Group Incorporated	95186	31-1142815				UnitedHealthcare of North Carolina, Inc.	..NC	..IA	UnitedHealthcare, Inc.	Ownership	100.000	UnitedHealth Group Incorporated	
0707	UnitedHealth Group Incorporated	96903	33-0115166				UnitedHealthcare of Ohio, Inc.	..OH	..IA	United HealthCare Services, Inc.	Ownership	100.000	UnitedHealth Group Incorporated	
0707	UnitedHealth Group Incorporated	95893	93-0938819				UnitedHealthcare of Oklahoma, Inc.	..OK	..IA	United HealthCare Services, Inc.	Ownership	100.000	UnitedHealth Group Incorporated	
0707	UnitedHealth Group Incorporated	95220	25-1756858				UnitedHealthcare of Oregon, Inc.	..OR	..IA	United HealthCare Services, Inc.	Ownership	100.000	UnitedHealth Group Incorporated	
0707	UnitedHealth Group Incorporated	95765	95-3939697				UnitedHealthcare of Pennsylvania, Inc.	..PA	..IA	Three Rivers Holdings, Inc.	Ownership	100.000	UnitedHealth Group Incorporated	
0707	UnitedHealth Group Incorporated	95025	52-1130183				UnitedHealthcare of Texas, Inc.	..TX	..IA	UnitedHealthcare, Inc.	Ownership	100.000	UnitedHealth Group Incorporated	
0707	UnitedHealth Group Incorporated	95591	47-0676824				UnitedHealthcare of the Mid-Atlantic, Inc.	..MD	..IA	UnitedHealthcare, Inc.	Ownership	100.000	UnitedHealth Group Incorporated	
0707	UnitedHealth Group Incorporated	96385	43-1361841				UnitedHealthcare of the Midlands, Inc.	..NE	..IA	UnitedHealthcare, Inc.	Ownership	100.000	UnitedHealth Group Incorporated	
0707	UnitedHealth Group Incorporated	95501	41-1488563				UnitedHealthcare of the Midwest, Inc.	..MO	..IA	UnitedHealthcare, Inc.	Ownership	100.000	UnitedHealth Group Incorporated	
0707	UnitedHealth Group Incorporated	48038	91-1312551				UnitedHealthcare of Utah, Inc.	..UT	..IA	UnitedHealthcare, Inc.	Ownership	100.000	UnitedHealth Group Incorporated	
0707	UnitedHealth Group Incorporated						UnitedHealthcare of Washington, Inc.	..WA	..IA	United HealthCare Services, Inc.	Ownership	100.000	UnitedHealth Group Incorporated	

STATEMENT AS OF JUNE 30, 2015 OF THE Unison Health Plan of the Capital Area, Inc.

**SCHEDULE Y**  
**PART 1A - DETAIL OF INSURANCE HOLDING COMPANY SYSTEM**

1	2	3	4	5	6	7	8	9	10	11	12	13	14	15
Group Code	Group Name	NAIC Company Code	ID Number	Federal RSSD	CIK	Name of Securities Exchange if Publicly Traded (U.S. or International)	Names of Parent, Subsidiaries Or Affiliates	Domiciliary Location	Relationship to Reporting Entity	Directly Controlled by (Name of Entity/Person)	Type of Control (Ownership, Board, Management, Attorney-in-Fact, Influence, Other)	If Control is Ownership Provide Percentage	Ultimate Controlling Entity(ies)/Person(s)	*
...0707 ...	UnitedHealth Group Incorporated	...95710 ...	39-1555888				UnitedHealthcare of Wisconsin, Inc.	WI	IA	UnitedHealthcare, Inc.	Ownership	100.000	UnitedHealth Group Incorporated	
...0707 ...	UnitedHealth Group Incorporated	...95378 ... ...00000 ...	36-3379945 47-0854646				UnitedHealthcare Plan of the River Valley, Inc.	IL	IA	UnitedHealthcare Services Company of the River Valley, Inc.	Ownership	100.000	UnitedHealth Group Incorporated	
		...00000 ...	36-3355110				UnitedHealthcare Service LLC	DE	NIA	UnitedHealthcare Insurance Company	Ownership	100.000	UnitedHealth Group Incorporated	
		...00000 ...	01-0518346				UnitedHealthcare Services Company of the River Valley, Inc.	DE	NIA	UnitedHealthcare, Inc.	Ownership	100.000	UnitedHealth Group Incorporated	
		...00000 ...	41-1922511				UnitedHealthcare Specialty Benefits, LLC	ME	NIA	Specialty Benefits, LLC	Ownership	100.000	UnitedHealth Group Incorporated	
		...00000 ...	37-0920164				UnitedHealthcare, Inc.	DE	NIA	United HealthCare Services, Inc.	Ownership	100.000	UnitedHealth Group Incorporated	
		...00000 ...	26-0382877				UnitedHealthOne Agency, Inc.	IN	NIA	Golden Rule Financial Corporation	Ownership	100.000	UnitedHealth Group Incorporated	
		...00000 ...	26-3667220				Urgent Care Holdings, Inc.	DE	NIA	Optum Clinics Intermediate Holdings, Inc.	Ownership	100.000	UnitedHealth Group Incorporated	
		...00000 ...	87-0757396				Urgent Care MSO, LLC	DE	NIA	Urgent Care Holdings, Inc.	Ownership	100.000	UnitedHealth Group Incorporated	
		...00000 ...	74-2797745				Valley Physicians Network, Inc.	CA	NIA	PrimeCare Medical Network, Inc.	Ownership	100.000	UnitedHealth Group Incorporated	
		...00000 ...	74-2786364				WellMed Medical Management of Florida, Inc.	FL	NIA	WellMed Medical Management, Inc.	Ownership	100.000	UnitedHealth Group Incorporated	
		...00000 ...	45-0636596				WellMed Medical Management, Inc.	TX	NIA	Collaborative Care Holdings, LLC	Ownership	80.000	UnitedHealth Group Incorporated	5
		...00000 ...	52-2102846				WESTMED Practice Partners LLC	DE	NIA	Collaborative Care Holdings, LLC	Ownership	86.150	UnitedHealth Group Incorporated	5
		...00000 ...	98-1107695				XLHealth Corporation	MD	NIA	United HealthCare Services, Inc.	Ownership	100.000	UnitedHealth Group Incorporated	
		...00000 ...	11-3764012				XLHealth Corporation India Private Limited	IND	NIA	XLHealth Corporation	Ownership	100.000	UnitedHealth Group Incorporated	
		...00000 ...	27-0172594				Your Health Options Insurance Services, Inc.	CA	NIA	PrimeCare Medical Network, Inc.	Ownership	100.000	UnitedHealth Group Incorporated	
							Your Partner in Health Services, Inc.	IL	NIA	North American Medical Management - Illinois, Inc.	Ownership	100.000	UnitedHealth Group Incorporated	

Asterisk	Explanation
1	The remaining percent is owned by former controlling shareholders.
2	The remaining percent is owned by an officer of the company.
3	The remaining percent is owned by external shareholders or individuals.
4	The remaining 0.960118% owned by external shareholders and 0.041294% owned by Treasury Shares.
5	The remaining percent is/are owned by one more more unaffiliated companies.
6	The general partnership interest of 89.77% is held by United HealthCare Services, Inc. (UHS) and 10.23% is held by UnitedHealthcare, Inc. (UHC). UHS also holds 100% of the limited partnership interests. When combining general and limited partner interests, UHS owns 94.18% and UHC owns 5.83%.



# SUPPLEMENTAL EXHIBITS AND SCHEDULES INTERROGATORIES

The following supplemental reports are required to be filed as part of your statement filing. However, in the event that your company does not transact the type of business for which the special report must be filed, your response of NO to the specific interrogatory will be accepted in lieu of filing a "NONE" report and a bar code will be printed below. If the supplement is required of your company but is not being filed for whatever reason enter SEE EXPLANATION and provide an explanation following the interrogatory questions.

	Response
1. Will the Medicare Part D Coverage Supplement be filed with the state of domicile and the NAIC with this statement? .....	NO

Explanation:

1. UNISON HEALTH PLAN OF THE CAPITAL AREA, INC. DOES NOT WRITE MEDICARE PART D COVERAGE SUPPLEMENT BUSINESS.

Bar Code:

1. Medicare Part D Coverage Supplement [Document Identifier 365]



**OVERFLOW PAGE FOR WRITE-INS**

**SCHEDULE A - VERIFICATION**

Real Estate

	1 Year to Date	2 Prior Year Ended December 31
1. Book/adjusted carrying value, December 31 of prior year .....		
2. Cost of acquired:		
2.1 Actual cost at time of acquisition .....		
2.2 Additional investment made after acquisition .....		
3. Current year change in encumbrances .....		
4. Total gain (loss) on disposals .....		
5. Deduct amounts received on disposals .....		
6. Total foreign exchange change in book/adjusted carrying value .....		
7. Deduct current year's other than temporary impairment recognized .....		
8. Deduct current year's depreciation .....		
9. Book/adjusted carrying value at the end of current period (Lines 1+2+3+4-5+6-7-8) .....		
10. Deduct total nonadmitted amounts .....		
11. Statement value at end of current period (Line 9 minus Line 10)		

NONE

**SCHEDULE B - VERIFICATION**

Mortgage Loans

	1 Year to Date	2 Prior Year Ended December 31
1. Book value/recorded investment excluding accrued interest, December 31 of prior year .....		
2. Cost of acquired:		
2.1 Actual cost at time of acquisition .....		
2.2 Additional investment made after acquisition .....		
3. Capitalized deferred interest and other .....		
4. Accrual of discount .....		
5. Unrealized valuation increase (decrease) .....		
6. Total gain (loss) on disposals .....		
7. Deduct amounts received on disposals .....		
8. Deduct amortization of premium and mortgage interest points and commitment fees .....		
9. Total foreign exchange change in book value/recorded investment excluding accrued interest .....		
10. Deduct current year's other than temporary impairment recognized .....		
11. Book value/recorded investment excluding accrued interest at end of current period (Lines 1+2+3+4+5+6-7-8+9-10) .....		
12. Total valuation allowance .....		
13. Subtotal (Line 11 plus Line 12) .....		
14. Deduct total nonadmitted amounts .....		
15. Statement value at end of current period (Line 13 minus Line 14)		

NONE

**SCHEDULE BA - VERIFICATION**

Other Long-Term Invested Assets

	1 Year to Date	2 Prior Year Ended December 31
1. Book/adjusted carrying value, December 31 of prior year .....		
2. Cost of acquired:		
2.1 Actual cost at time of acquisition .....		
2.2 Additional investment made after acquisition .....		
3. Capitalized deferred interest and other .....		
4. Accrual of discount .....		
5. Unrealized valuation increase (decrease) .....		
6. Total gain (loss) on disposals .....		
7. Deduct amounts received on disposals .....		
8. Deduct amortization of premium and depreciation .....		
9. Total foreign exchange change in book/adjusted carrying value .....		
10. Deduct current year's other than temporary impairment recognized .....		
11. Book/adjusted carrying value at end of current period (Lines 1+2+3+4+5+6-7-8+9-10) .....		
12. Deduct total nonadmitted amounts .....		
13. Statement value at end of current period (Line 11 minus Line 12)		

NONE

**SCHEDULE D - VERIFICATION**

Bonds and Stocks

	1 Year to Date	2 Prior Year Ended December 31
1. Book/adjusted carrying value of bonds and stocks, December 31 of prior year .....	334,927	10,528,031
2. Cost of bonds and stocks acquired .....		
3. Accrual of discount .....		238
4. Unrealized valuation increase (decrease) .....		4,105
5. Total gain (loss) on disposals .....		10,155,825
6. Deduct consideration for bonds and stocks disposed of .....		41,622
7. Deduct amortization of premium .....	3,609	
8. Total foreign exchange change in book/adjusted carrying value .....		
9. Deduct current year's other than temporary impairment recognized .....		
10. Book/adjusted carrying value at end of current period (Lines 1+2+3+4+5-6-7+8-9) .....	331,318	334,927
11. Deduct total nonadmitted amounts .....		
12. Statement value at end of current period (Line 10 minus Line 11)	331,318	334,927

STATEMENT AS OF JUNE 30, 2015 OF THE Unison Health Plan of the Capital Area, Inc.

**SCHEDULE D - PART 1B**

Showing the Acquisitions, Dispositions and Non-Trading Activity  
During the Current Quarter for all Bonds and Preferred Stock by NAIC Designation

NAIC Designation	1 Book/Adjusted Carrying Value Beginning of Current Quarter	2 Acquisitions During Current Quarter	3 Dispositions During Current Quarter	4 Non-Trading Activity During Current Quarter	5 Book/Adjusted Carrying Value End of First Quarter	6 Book/Adjusted Carrying Value End of Second Quarter	7 Book/Adjusted Carrying Value End of Third Quarter	8 Book/Adjusted Carrying Value December 31 Prior Year
<b>BONDS</b>								
1. NAIC 1 (a) .....	3,277,509	329	2,300,000	(1,811)	3,277,509	976,027	0	3,278,947
2. NAIC 2 (a) .....	0				0	0		
3. NAIC 3 (a) .....	0				0	0		
4. NAIC 4 (a) .....	0				0	0		
5. NAIC 5 (a) .....	0				0	0		
6. NAIC 6 (a) .....	0				0	0		
7. Total Bonds	3,277,509	329	2,300,000	(1,811)	3,277,509	976,027	0	3,278,947
<b>PREFERRED STOCK</b>								
8. NAIC 1 .....	0				0	0		0
9. NAIC 2 .....	0				0	0		0
10. NAIC 3 .....	0				0	0		0
11. NAIC 4 .....	0				0	0		0
12. NAIC 5 .....	0				0	0		0
13. NAIC 6 .....	0				0	0		0
14. Total Preferred Stock	0	0	0	0	0	0	0	0
15. Total Bonds and Preferred Stock	3,277,509	329	2,300,000	(1,811)	3,277,509	976,027	0	3,278,947

(a) Book/Adjusted Carrying Value column for the end of the current reporting period includes the following amount of non-rated short-term and cash equivalent bonds by NAIC designation: NAIC 1 \$ ..... ; NAIC 2 \$ ..... ; NAIC 3 \$ ..... ; NAIC 4 \$ ..... ; NAIC 5 \$ ..... ; NAIC 6 \$ .....

S102

**SCHEDULE DA - PART 1**

Short-Term Investments

	1 Book/Adjusted Carrying Value	2 Par Value	3 Actual Cost	4 Interest Collected Year-to-Date	5 Paid for Accrued Interest Year-to-Date
9199999 Totals	644,707	xxx	644,707	149	0

**SCHEDULE DA - VERIFICATION**

Short-Term Investments

	1 Year To Date	2 Prior Year Ended December 31
1. Book/adjusted carrying value, December 31 of prior year .....	2,944,017	3,050,468
2. Cost of short-term investments acquired .....	690	11,010,316
3. Accrual of discount .....		
4. Unrealized valuation increase (decrease) .....		
5. Total gain (loss) on disposals .....		
6. Deduct consideration received on disposals .....	2,300,000	11,116,767
7. Deduct amortization of premium .....		
8. Total foreign exchange change in book/adjusted carrying value .....		
9. Deduct current year's other than temporary impairment recognized .....		
10. Book/adjusted carrying value at end of current period (Lines 1+2+3+4+5-6-7+8-9) .....	644,707	2,944,017
11. Deduct total nonadmitted amounts .....		
12. Statement value at end of current period (Line 10 minus Line 11)	644,707	2,944,017

Schedule DB - Part A - Verification - Options, Caps, Floors, Collars, Swaps and Forwards  
**N O N E**

Schedule DB - Part B - Verification - Futures Contracts  
**N O N E**

Schedule DB - Part C - Section 1 - Replication (Synthetic Asset) Transactions (RSATs) Open  
**N O N E**

Schedule DB-Part C-Section 2-Reconciliation of Replication (Synthetic Asset) Transactions Open  
**N O N E**

Schedule DB - Verification - Book/Adjusted Carrying Value, Fair Value and Potential Exposure of  
Derivatives  
**N O N E**

Schedule E - Verification - Cash Equivalents  
**N O N E**

Schedule A - Part 2 - Real Estate Acquired and Additions Made  
**N O N E**

Schedule A - Part 3 - Real Estate Disposed  
**N O N E**

Schedule B - Part 2 - Mortgage Loans Acquired and Additions Made  
**N O N E**

Schedule B - Part 3 - Mortgage Loans Disposed, Transferred or Repaid  
**N O N E**

Schedule BA - Part 2 - Other Long-Term Invested Assets Acquired and Additions Made  
**N O N E**

Schedule BA - Part 3 - Other Long-Term Invested Assets Disposed, Transferred or Repaid  
**N O N E**

Schedule D - Part 3 - Long-Term Bonds and Stocks Acquired  
**N O N E**

Schedule D - Part 4 - Long-Term Bonds and Stocks Sold, Redeemed or Otherwise Disposed Of  
**N O N E**

Schedule DB - Part A - Section 1 - Options, Caps, Floors, Collars, Swaps and Forwards Open  
**N O N E**

Schedule DB - Part B - Section 1 - Futures Contracts Open  
**N O N E**

Schedule DB - Part B - Section 1B - Brokers with whom cash deposits have been made  
**N O N E**

Schedule DB - Part D - Section 1 - Counterparty Exposure for Derivative Instruments Open  
**N O N E**

Schedule DB - Part D-Section 2 - Collateral for Derivative Instruments Open - Pledged By  
**N O N E**

Schedule DB - Part D-Section 2 - Collateral for Derivative Instruments Open - Pledged To  
**N O N E**

Schedule DL - Part 1 - Reinvested Collateral Assets Owned  
**N O N E**

Schedule DL - Part 2 - Reinvested Collateral Assets Owned  
**N O N E**

### SCHEDULE E - PART 1 - CASH

#### Month End Depository Balances

1 Depository	2 Code	3 Rate of Interest	4 Amount of Interest Received During Current Quarter	5 Amount of Interest Accrued at Current Statement Date	Book Balance at End of Each Month During Current Quarter			9 *
					6 First Month	7 Second Month	8 Third Month	
PNC OPERATING ACCOUNT ..... PITTSBURG, PA		.000	0	0	5,391,458	5,525,950	6,036,534	XXX
0199998. Deposits in ... depositories that do not exceed the allowable limit in any one depository (See instructions) - Open Depositories	XXX	XXX						XXX
0199999. Totals - Open Depositories	XXX	XXX	0	0	5,391,458	5,525,950	6,036,534	XXX
0299998. Deposits in ... depositories that do not exceed the allowable limit in any one depository (See instructions) - Suspended Depositories	XXX	XXX						XXX
0299999. Totals - Suspended Depositories	XXX	XXX	0	0	0	0	0	XXX
0399999. Total Cash on Deposit	XXX	XXX	0	0	5,391,458	5,525,950	6,036,534	XXX
0499999. Cash in Company's Office	XXX	XXX	XXX	XXX				XXX
0599999. Total - Cash	XXX	XXX	0	0	5,391,458	5,525,950	6,036,534	XXX



**SCHEDULE E - PART 2 - CASH EQUIVALENTS**

Show Investments Owned End of Current Quarter

1 Description	2 Code	3 Date Acquired	4 Rate of Interest	5 Maturity Date	6 Book/Adjusted Carrying Value	7 Amount of Interest Due and Accrued	8 Amount Received During Year
<b>NONE</b>							
8699999 - Total Cash Equivalents							