



HEALTH ANNUAL STATEMENT

FOR THE YEAR ENDED DECEMBER 31, 2014
OF THE CONDITION AND AFFAIRS OF THE

Unison Health Plan of the Capital Area, Inc.

NAIC Group Code 0707 0707 NAIC Company Code 13032 Employer's ID Number 26-0651931
(Current) (Prior)

Organized under the Laws of District of Columbia, State of Domicile or Port of Entry District of Columbia

Country of Domicile United States of America

Licensed as business type: Health Maintenance Organization

Is HMO Federally Qualified? Yes [] No []

Incorporated/Organized 05/03/2007 Commenced Business 03/01/2008

Statutory Home Office 701 Pennsylvania Ave NW, Suite 200, Washington, DC, US 20004
(Street and Number) (City or Town, State, Country and Zip Code)

Main Administrative Office 100 Penn Square East
(Street and Number)
Philadelphia, PA, US 19107, 215-231-3098
(City or Town, State, Country and Zip Code) (Area Code) (Telephone Number)

Mail Address 100 Penn Square East, Philadelphia, PA, US 19107
(Street and Number or P.O. Box) (City or Town, State, Country and Zip Code)

Primary Location of Books and Records 9900 Bren Road East
(Street and Number)
Minnetonka, MN, US 55343, 952-936-6165
(City or Town, State, Country and Zip Code) (Area Code) (Telephone Number)

Internet Website Address www.unisonhealthplan.com

Statutory Statement Contact Daynita M Smith, 952-979-6165
(Name) (Area Code) (Telephone Number)
daynita_smith@uhc.com, 952-979-7825
(E-mail Address) (FAX Number)

OFFICERS

President, Chief Executive Officer Allison McConomy Davenport # Treasurer Robert Worth Oberrender
 Secretary Christina Regina Palme-Krizak Chief Financial Officer James Edwin Love

OTHER

Michelle Marie Huntley Assistant Secretary

DIRECTORS OR TRUSTEES

Allison McConomy Davenport # Phillip Robert Franz # Robert Jacob David Menkes

State of _____ State of _____ State of _____
 County of _____ County of _____ County of _____

The officers of this reporting entity being duly sworn, each depose and say that they are the described officers of said reporting entity, and that on the reporting period stated above, all of the herein described assets were the absolute property of the said reporting entity, free and clear from any liens or claims thereon, except as herein stated, and that this statement, together with related exhibits, schedules and explanations therein contained, annexed or referred to, is a full and true statement of all the assets and liabilities and of the condition and affairs of the said reporting entity as of the reporting period stated above, and of its income and deductions therefrom for the period ended, and have been completed in accordance with the NAIC Annual Statement Instructions and Accounting Practices and Procedures manual except to the extent that: (1) state law may differ; or, (2) that state rules or regulations require differences in reporting not related to accounting practices and procedures, according to the best of their information, knowledge and belief, respectively. Furthermore, the scope of this attestation by the described officers also includes the related corresponding electronic filing with the NAIC, when required, that is an exact copy (except for formatting differences due to electronic filing) of the enclosed statement. The electronic filing may be requested by various regulators in lieu of or in addition to the enclosed statement.

Allison McConomy Davenport
President, Chief Executive Officer

Christina Regina Palme-Krizak
Secretary

Subscribed and sworn to before me this _____ day of _____

Subscribed and sworn to before me this _____ day of _____

Subscribed and sworn to before me this _____ day of _____

- a. Is this an original filing?..... Yes [] No []
- b. If no,
 - 1. State the amendment number.....
 - 2. Date filed.....
 - 3. Number of pages attached.....

ANNUAL STATEMENT FOR THE YEAR 2014 OF THE Unison Health Plan of the Capital Area, Inc.

EXHIBIT 3 - HEALTH CARE RECEIVABLES

| 1 Name of Debtor | 2 1 - 30 Days | 3 31 - 60 Days | 4 61 - 90 Days | 5 Over 90 Days | 6 Nonadmitted | 7 Admitted |
|---|------------------|-------------------|-------------------|-------------------|------------------|---------------|
| Optum RX, Inc. | | | | 9,871 | 9,871 | |
| 0199998. Aggregate Pharmaceutical Rebate Receivables Not Individually Listed | | | | | | |
| 0199999. Total Pharmaceutical Rebate Receivables | 0 | 0 | 0 | 9,871 | 9,871 | 0 |
| 0299998. Aggregate Claim Overpayment Receivables Not Individually Listed | | | | | | |
| 0299999. Total Claim Overpayment Receivables | 0 | 0 | 0 | 0 | 0 | 0 |
| 0399998. Aggregate Loans and Advances to Providers Not Individually Listed | | | | | | |
| 0399999. Total Loans and Advances to Providers | 0 | 0 | 0 | 0 | 0 | 0 |
| 0499998. Aggregate Capitation Arrangement Receivables Not Individually Listed | | | | | | |
| 0499999. Total Capitation Arrangement Receivables | 0 | 0 | 0 | 0 | 0 | 0 |
| 0599998. Aggregate Risk Sharing Receivables Not Individually Listed | | | | | | |
| 0599999. Total Risk Sharing Receivables | 0 | 0 | 0 | 0 | 0 | 0 |
| 0699998. Aggregate Other Receivables Not Individually Listed | | | | | | |
| 0699999. Total Other Receivables | 0 | 0 | 0 | 0 | 0 | 0 |
| | | | | | | |
| | | | | | | |
| | | | | | | |
| | | | | | | |
| | | | | | | |
| | | | | | | |
| | | | | | | |
| | | | | | | |
| | | | | | | |
| 0799999 Gross health care receivables | 0 | 0 | 0 | 9,871 | 9,871 | 0 |

EXHIBIT 3A - ANALYSIS OF HEALTH CARE RECEIVABLES COLLECTED AND ACCRUED

| Type of Health Care Receivable | Health Care Receivables Collected During the Year | | Health Care Receivables Accrued as of December 31 of Current Year | | 5 Health Care Receivables in Prior Years (Columns 1 + 3) | 6 Estimated Health Care Receivables Accrued as of December 31 of Prior Year |
|---|--|---|---|---|---|--|
| | 1 On Amounts Accrued Prior to January 1 of Current Year | 2 On Amounts Accrued During the Year | 3 On Amounts Accrued December 31 of Prior Year | 4 On Amounts Accrued During the Year | | |
| 1. Pharmaceutical rebate receivables | 28,930 | | 9,870 | | 38,800 | 45,288 |
| 2. Claim overpayment receivables | 271,332 | | | | 271,332 | 544,495 |
| 3. Loans and advances to providers | | | | | 0 | 0 |
| 4. Capitation arrangement receivables | | | | | 0 | 0 |
| 5. Risk sharing receivables | | | | | 0 | 0 |
| 6. Other health care receivables..... | | | | | 0 | 0 |
| 7. Totals (Lines 1 through 6) | 300,262 | 0 | 9,870 | 0 | 310,132 | 589,783 |

Note that the accrued amounts in Columns 3, 4, and 6 are the total health care receivables, not just the admitted portion.

EXHIBIT 4 - CLAIMS UNPAID AND INCENTIVE POOL, WITHHOLD AND BONUS (Reported and Unreported)

Aging Analysis of Unpaid Claims

| 1 Account | 2 1 - 30 Days | 3 31 - 60 Days | 4 61 - 90 Days | 5 91 - 120 Days | 6 Over 120 Days | 7 Total |
|--|------------------|-------------------|-------------------|--------------------|--------------------|------------|
| Claims Unpaid (Reported) | | | | | | |
| 0199999. Individually listed claims unpaid | 0 | 0 | 0 | 0 | 0 | 0 |
| 0299999. Aggregate accounts not individually listed- uncovered | | | | | | 0 |
| 0399999. Aggregate accounts not individually listed-covered | 375 | | | | (7,857) | (7,482) |
| 0499999. Subtotals | 375 | 0 | 0 | 0 | (7,857) | (7,482) |
| 0599999. Unreported claims and other claim reserves | | | | | | 21,284 |
| 0699999. Total amounts withheld | | | | | | |
| 0799999. Total claims unpaid | | | | | | 13,802 |
| | | | | | | |
| | | | | | | |
| | | | | | | |
| | | | | | | |
| | | | | | | |
| | | | | | | |
| | | | | | | |
| | | | | | | |
| | | | | | | |
| | | | | | | |
| | | | | | | |
| | | | | | | |
| | | | | | | |
| | | | | | | |
| | | | | | | |
| 0899999 Accrued medical incentive pool and bonus amounts | | | | | | |

EXHIBIT 5 - AMOUNTS DUE FROM PARENT, SUBSIDIARIES AND AFFILIATES

| 1 Name of Affiliate | 2 1 - 30 Days | 3 31 - 60 Days | 4 61 - 90 Days | 5 Over 90 Days | 6 Nonadmitted | Admitted | |
|--|------------------|-------------------|-------------------|-------------------|------------------|--------------|------------------|
| | | | | | | 7 Current | 8 Non-Current |
| United HealthCare Services, Inc. | 107,917 | | | | | 107,917 | |
| 0199999. Individually listed receivables | 107,917 | 0 | 0 | 0 | 0 | 107,917 | 0 |
| 0299999. Receivables not individually listed | | | | | | | |
| | | | | | | | |
| | | | | | | | |
| | | | | | | | |
| | | | | | | | |
| | | | | | | | |
| | | | | | | | |
| | | | | | | | |
| | | | | | | | |
| | | | | | | | |
| | | | | | | | |
| | | | | | | | |
| | | | | | | | |
| | | | | | | | |
| | | | | | | | |
| | | | | | | | |
| | | | | | | | |
| | | | | | | | |
| 0399999 Total gross amounts receivable | 107,917 | 0 | 0 | 0 | 0 | 107,917 | 0 |

EXHIBIT 6 - AMOUNTS DUE TO PARENT, SUBSIDIARIES AND AFFILIATES

| 1 Affiliate | 2 Description | 3 Amount | 4 Current | 5 Non-Current |
|---|-----------------------|-------------|--------------|------------------|
| United HealthCare Services, Inc. | Intercompany Payables | 82,239 | 82,239 | |
| 0199999. Individually listed payables | | 82,239 | 82,239 | 0 |
| 0299999. Payables not individually listed | | 0 | | |
| | | | | |
| | | | | |
| | | | | |
| | | | | |
| | | | | |
| | | | | |
| | | | | |
| | | | | |
| | | | | |
| | | | | |
| | | | | |
| | | | | |
| | | | | |
| | | | | |
| | | | | |
| | | | | |
| | | | | |
| | | | | |
| 0399999 Total gross payables | | 82,239 | 82,239 | 0 |

ANNUAL STATEMENT FOR THE YEAR 2014 OF THE Unison Health Plan of the Capital Area, Inc.
EXHIBIT 7 PART 1- SUMMARY OF TRANSACTIONS WITH PROVIDERS

| Payment Method | 1 Direct Medical Expense Payment | 2 Column 1 as a % of Total Payments | 3 Total Members Covered | 4 Column 3 as a % of Total Members | 5 Column 1 Expenses Paid to Affiliated Providers | 6 Column 1 Expenses Paid to Non-Affiliated Providers |
|---|---|--|----------------------------------|---|---|--|
| Capitation Payments: | | | | | | |
| 1. Medical groups | 0 | 0.0 | | 0.0 | | |
| 2. Intermediaries | 0 | 0.0 | | 0.0 | | |
| 3. All other providers | 0 | 0.0 | | 0.0 | | |
| 4. Total capitation payments | 0 | 0.0 | 0 | 0.0 | 0 | 0 |
| Other Payments: | | | | | | |
| 5. Fee-for-service | 375,281 | 12.8 | XXX | XXX | | 375,281 |
| 6. Contractual fee payments | 2,561,359 | 87.2 | XXX | XXX | | 2,561,359 |
| 7. Bonus/withhold arrangements - fee-for-service | 0 | 0.0 | XXX | XXX | | |
| 8. Bonus/withhold arrangements - contractual fee payments | 0 | 0.0 | XXX | XXX | | |
| 9. Non-contingent salaries | 0 | 0.0 | XXX | XXX | | |
| 10. Aggregate cost arrangements | 0 | 0.0 | XXX | XXX | | |
| 11. All other payments | 0 | 0.0 | XXX | XXX | | |
| 12. Total other payments | 2,936,640 | 100.0 | XXX | XXX | 0 | 2,936,640 |
| 13. TOTAL (Line 4 plus Line 12) | 2,936,640 | 100% | XXX | XXX | 0 | 2,936,640 |

EXHIBIT 7 - PART 2 - SUMMARY OF TRANSACTIONS WITH INTERMEDIARIES

| 1 NAIC Code | 2 Name of Intermediary | 3 Capitation Paid | 4 Average Monthly Capitation | 5 Intermediary's Total Adjusted Capital | 6 Intermediary's Authorized Control Level RBC |
|----------------|---------------------------|----------------------|---------------------------------------|---|--|
| NONE | | | | | |
| 9999999 Totals | | | XXX | XXX | XXX |

Exhibit 8 - Furniture and Equipment Owned

N O N E



ANNUAL STATEMENT FOR THE YEAR 2014 OF THE Unison Health Plan of the Capital Area, Inc.

EXHIBIT OF PREMIUMS, ENROLLMENT AND UTILIZATION (a)

REPORT FOR: 1. CORPORATION

Unison Health Plan of the Capital Area, Inc.

2. Washington, DC

(LOCATION)

| NAIC Group Code | 0707 | BUSINESS IN THE STATE OF | | District of Columbia | | DURING THE YEAR | | | | 2014 | NAIC Company Code | | 13032 |
|--|-------------|------------------------------------|-------|----------------------|-------------|-----------------|---------------------------------------|----------------------|--------------------|-------|-------------------|-------------|-------|
| | 1 | Comprehensive (Hospital & Medical) | | 4 | 5 | 6 | 7 | 8 | 9 | 10 | | | |
| | Total | Individual | Group | Medicare Supplement | Vision Only | Dental Only | Federal Employees Health Benefit Plan | Title XVIII Medicare | Title XIX Medicaid | Other | | | |
| Total Members at end of: | | | | | | | | | | | | | |
| 1. Prior Year | 0 | | | | | | | | | | | | |
| 2. First Quarter | 0 | | | | | | | | | | | | |
| 3. Second Quarter | 0 | | | | | | | | | | | | |
| 4. Third Quarter | 0 | | | | | | | | | | | | |
| 5. Current Year | 0 | | | | | | | | | | | | |
| 6. Current Year Member Months | 0 | | | | | | | | | | | | |
| Total Member Ambulatory Encounters for Year: | | | | | | | | | | | | | |
| 7. Physician | 0 | | | | | | | | | | | | |
| 8. Non-Physician | 0 | | | | | | | | | | | | |
| 9. Total | 0 | 0 | 0 | 0 | 0 | 0 | 0 | 0 | 0 | 0 | | 0 | |
| 10. Hospital Patient Days Incurred | 0 | | | | | | | | | | | | |
| 11. Number of Inpatient Admissions | 0 | | | | | | | | | | | | |
| 12. Health Premiums Written (b) | 0 | | | | | | | | | | | | |
| 13. Life Premiums Direct | 0 | | | | | | | | | | | | |
| 14. Property/Casualty Premiums Written | 0 | | | | | | | | | | | | |
| 15. Health Premiums Earned | 0 | | | | | | | | | | | | |
| 16. Property/Casualty Premiums Earned | 0 | | | | | | | | | | | | |
| 17. Amount Paid for Provision of Health Care Services..... | 2,936,640 | (202,695) | | | | | | | | | | 3,139,335 | |
| 18. Amount Incurred for Provision of Health Care Services | (1,043,513) | 36,369 | | | | | | | | | | (1,079,882) | |

(a) For health business: number of persons insured under PPO managed care products and number of persons insured under indemnity only products

(b) For health premiums written: amount of Medicare Title XVIII exempt from state taxes or fees \$0

30.DC



ANNUAL STATEMENT FOR THE YEAR 2014 OF THE Unison Health Plan of the Capital Area, Inc.

EXHIBIT OF PREMIUMS, ENROLLMENT AND UTILIZATION (a)

REPORT FOR: 1. CORPORATION

Unison Health Plan of the Capital Area, Inc.

2. Washington, DC

| NAIC Group Code | 0707 | BUSINESS IN THE STATE OF | (LOCATION) | | | | | | | | | | |
|---|-------------|--------------------------|---------------------|------------------------------------|-----------------|---------------------------------------|----------------------|--------------------|-------------|------|---|-------------------|-------|
| | | | Grand Total | | DURING THE YEAR | | | | | 2014 | | NAIC Company Code | 13032 |
| | | | 1 | Comprehensive (Hospital & Medical) | | 4 | 5 | 6 | 7 | 8 | 9 | 10 | |
| Total | 2 | 3 | Medicare Supplement | Vision Only | Dental Only | Federal Employees Health Benefit Plan | Title XVIII Medicare | Title XIX Medicaid | Other | | | | |
| Total Members at end of: | | | | | | | | | | | | | |
| 1. Prior Year | 0 | 0 | 0 | 0 | 0 | 0 | 0 | 0 | 0 | 0 | | | |
| 2. First Quarter | 0 | 0 | 0 | 0 | 0 | 0 | 0 | 0 | 0 | 0 | | | |
| 3. Second Quarter | 0 | 0 | 0 | 0 | 0 | 0 | 0 | 0 | 0 | 0 | | | |
| 4. Third Quarter | 0 | 0 | 0 | 0 | 0 | 0 | 0 | 0 | 0 | 0 | | | |
| 5. Current Year | 0 | 0 | 0 | 0 | 0 | 0 | 0 | 0 | 0 | 0 | | | |
| 6. Current Year Member Months | 0 | 0 | 0 | 0 | 0 | 0 | 0 | 0 | 0 | 0 | | | |
| Total Member Ambulatory Encounters for Year: | | | | | | | | | | | | | |
| 7. Physician | 0 | 0 | 0 | 0 | 0 | 0 | 0 | 0 | 0 | 0 | | | |
| 8. Non-Physician | 0 | 0 | 0 | 0 | 0 | 0 | 0 | 0 | 0 | 0 | | | |
| 9. Total | 0 | 0 | 0 | 0 | 0 | 0 | 0 | 0 | 0 | 0 | | | |
| 10. Hospital Patient Days Incurred | 0 | 0 | 0 | 0 | 0 | 0 | 0 | 0 | 0 | 0 | | | |
| 11. Number of Inpatient Admissions | 0 | 0 | 0 | 0 | 0 | 0 | 0 | 0 | 0 | 0 | | | |
| 12. Health Premiums Written (b) | 0 | 0 | 0 | 0 | 0 | 0 | 0 | 0 | 0 | 0 | | | |
| 13. Life Premiums Direct | 0 | 0 | 0 | 0 | 0 | 0 | 0 | 0 | 0 | 0 | | | |
| 14. Property/Casualty Premiums Written | 0 | 0 | 0 | 0 | 0 | 0 | 0 | 0 | 0 | 0 | | | |
| 15. Health Premiums Earned | 0 | 0 | 0 | 0 | 0 | 0 | 0 | 0 | 0 | 0 | | | |
| 16. Property/Casualty Premiums Earned | 0 | 0 | 0 | 0 | 0 | 0 | 0 | 0 | 0 | 0 | | | |
| 17. Amount Paid for Provision of Health Care Services | 2,936,640 | (202,695) | 0 | 0 | 0 | 0 | 0 | 0 | 3,139,335 | 0 | | | |
| 18. Amount Incurred for Provision of Health Care Services | (1,043,513) | 36,369 | 0 | 0 | 0 | 0 | 0 | 0 | (1,079,882) | 0 | | | |

(a) For health business: number of persons insured under PPO managed care products0 and number of persons insured under indemnity only products0 .

(b) For health premiums written: amount of Medicare Title XVIII exempt from state taxes or fees \$0

30.GT

ANNUAL STATEMENT FOR THE YEAR 2014 OF THE Unison Health Plan of the Capital Area, Inc.

SCHEDULE S - PART 1 - SECTION 2

Reinsurance Assumed Accident and Health Insurance Listed by Reinsured Company as of December 31, Current Year

| 1 NAIC Company Code | 2 ID Number | 3 Effective Date | 4 Name of Reinsured | 5 Domiciliary Jurisdiction | 6 Type of Reinsurance Assumed | 7 Premiums | 8 Unearned Premiums | 9 Reserve Liability Other Than for Unearned Premiums | 10 Reinsurance Payable on Paid and Unpaid Losses | 11 Modified Coinsurance Reserve | 12 Funds Withheld Under Coinsurance |
|------------------------------|-------------------|------------------------|------------------------|----------------------------------|--|---------------|---------------------------|--|---|--|---|
| NONE | | | | | | | | | | | |
| 999999 - Totals | | | | | | | | | | | |

Schedule S - Part 3 - Section 2

N O N E

Schedule S - Part 4

N O N E

Schedule S - Part 4 - Bank Footnote

N O N E

Schedule S - Part 5

N O N E

Schedule S - Part 5 - Bank Footnote

N O N E

SCHEDULE S - PART 6

Five Year Exhibit of Reinsurance Ceded Business (000 Omitted)

| | 1 2014 | 2 2013 | 3 2012 | 4 2011 | 5 2010 |
|---|-----------|-----------|-----------|-----------|-----------|
| A. OPERATIONS ITEMS | | | | | |
| 1. Premiums | 0 | 36 | 0 | 0 | 0 |
| 2. Title XVIII - Medicare | 0 | 0 | 0 | 0 | 0 |
| 3. Title XIX - Medicaid | 0 | 2,198 | 0 | 0 | 0 |
| 4. Commissions and reinsurance expense allowance | 0 | 277 | | | |
| 5. Total hospital and medical expenses | 11 | 1,122 | | | |
| B. BALANCE SHEET ITEMS | | | | | |
| 6. Premiums receivable | | | | | |
| 7. Claims payable | 1 | 12 | 0 | 0 | 0 |
| 8. Reinsurance recoverable on paid losses | 0 | 1 | 0 | 0 | 0 |
| 9. Experience rating refunds due or unpaid | | | | | |
| 10. Commissions and reinsurance expense allowances due | | | | | |
| 11. Unauthorized reinsurance offset | | | | | |
| 12. Offset for reinsurance with Certified Reinsurers | | | | XXX | XXX |
| C. UNAUTHORIZED REINSURANCE (DEPOSITS BY AND FUNDS WITHHELD FROM) | | | | | |
| 13. Funds deposited by and withheld from (F) | 0 | 0 | 0 | 0 | 0 |
| 14. Letters of credit (L) | 0 | 0 | 0 | 0 | 0 |
| 15. Trust agreements (T) | 0 | 0 | 0 | 0 | 0 |
| 16. Other (O) | 0 | 0 | 0 | 0 | 0 |
| D. REINSURANCE WITH CERTIFIED REINSURERS (DEPOSITS BY AND FUNDS WITHHELD FROM) | | | | | |
| 17. Multiple Beneficiary Trust | | | | XXX | XXX |
| 18. Funds deposited by and withheld from (F) | | | | XXX | XXX |
| 19. Letters of credit (L) | | | | XXX | XXX |
| 20. Trust agreements (T) | | | | XXX | XXX |
| 21. Other (O) | | | | XXX | XXX |

SCHEDULE S - PART 7

Restatement of Balance Sheet to Identify Net Credit For Ceded Reinsurance

| | 1 As Reported (net of ceded) | 2 Restatement Adjustments | 3 Restated (gross of ceded) |
|--|------------------------------------|---------------------------------|-----------------------------------|
| ASSETS (Page 2, Col. 3) | | | |
| 1. Cash and invested assets (Line 12) | 5,933,666 | | 5,933,666 |
| 2. Accident and health premiums due and unpaid (Line 15) | 0 | | 0 |
| 3. Amounts recoverable from reinsurers (Line 16.1) | 0 | | 0 |
| 4. Net credit for ceded reinsurance | XXX | 669 | 669 |
| 5. All other admitted assets (Balance) | 428,670 | | 428,670 |
| 6. Total assets (Line 28) | 6,362,336 | 669 | 6,363,005 |
| LIABILITIES, CAPITAL AND SURPLUS (Page 3) | | | |
| 7. Claims unpaid (Line 1) | 13,133 | 669 | 13,802 |
| 8. Accrued medical incentive pool and bonus payments (Line 2) | 0 | | 0 |
| 9. Premiums received in advance (Line 8) | 0 | | 0 |
| 10. Funds held under reinsurance treaties with authorized and unauthorized reinsurers (Line 19 first inset amount plus second inset amount) | 0 | | 0 |
| 11. Reinsurance in unauthorized companies (Line 20 minus inset amount) | 0 | | 0 |
| 12. Reinsurance with Certified Reinsurers (Line 20 inset amount) | 0 | | 0 |
| 13. Funds held under reinsurance treaties with Certified Reinsurers (Line 19 third inset amount) | 0 | | 0 |
| 14. All other liabilities (Balance) | 185,685 | | 185,685 |
| 15. Total liabilities (Line 24) | 198,818 | 669 | 199,487 |
| 16. Total capital and surplus (Line 33) | 6,163,518 | XXX | 6,163,518 |
| 17. Total liabilities, capital and surplus (Line 34) | 6,362,336 | 669 | 6,363,005 |
| NET CREDIT FOR CEDED REINSURANCE | | | |
| 18. Claims unpaid | 669 | | |
| 19. Accrued medical incentive pool | 0 | | |
| 20. Premiums received in advance | 0 | | |
| 21. Reinsurance recoverable on paid losses | 0 | | |
| 22. Other ceded reinsurance recoverables | 0 | | |
| 23. Total ceded reinsurance recoverables | 669 | | |
| 24. Premiums receivable | 0 | | |
| 25. Funds held under reinsurance treaties with authorized and unauthorized reinsurers | 0 | | |
| 26. Unauthorized reinsurance | 0 | | |
| 27. Reinsurance with Certified Reinsurers | 0 | | |
| 28. Funds held under reinsurance treaties with Certified Reinsurers | 0 | | |
| 29. Other ceded reinsurance payables/offsets | 0 | | |
| 30. Total ceded reinsurance payables/offsets | 0 | | |
| 31. Total net credit for ceded reinsurance | 669 | | |

SCHEDULE T - PART 2
INTERSTATE COMPACT - EXHIBIT OF PREMIUMS WRITTEN

Allocated by States and Territories

| States, Etc. | Direct Business Only | | | | | Totals |
|------------------------------|-------------------------------------|--|---|--|--------------------------------|--------|
| | 1 Life (Group and Individual) | 2 Annuities (Group and Individual) | 3 Disability Income (Group and Individual) | 4 Long-Term Care (Group and Individual) | 5 Deposit-Type Contracts | |
| 1. Alabama | AL | | | | | |
| 2. Alaska | AK | | | | | |
| 3. Arizona | AZ | | | | | |
| 4. Arkansas | AR | | | | | |
| 5. California | CA | | | | | |
| 6. Colorado | CO | | | | | |
| 7. Connecticut | CT | | | | | |
| 8. Delaware | DE | | | | | |
| 9. District of Columbia | DC | | | | | |
| 10. Florida | FL | | | | | |
| 11. Georgia | GA | | | | | |
| 12. Hawaii | HI | | | | | |
| 13. Idaho | ID | | | | | |
| 14. Illinois | IL | | | | | |
| 15. Indiana | IN | | | | | |
| 16. Iowa | IA | | | | | |
| 17. Kansas | KS | | | | | |
| 18. Kentucky | KY | | | | | |
| 19. Louisiana | LA | | | | | |
| 20. Maine | ME | | | | | |
| 21. Maryland | MD | | | | | |
| 22. Massachusetts | MA | | | | | |
| 23. Michigan | MI | | | | | |
| 24. Minnesota | MN | | | | | |
| 25. Mississippi | MS | | | | | |
| 26. Missouri | MO | | | | | |
| 27. Montana | MT | | | | | |
| 28. Nebraska | NE | | | | | |
| 29. Nevada | NV | | | | | |
| 30. New Hampshire | NH | | | | | |
| 31. New Jersey | NJ | | | | | |
| 32. New Mexico | NM | | | | | |
| 33. New York | NY | | | | | |
| 34. North Carolina | NC | | | | | |
| 35. North Dakota | ND | | | | | |
| 36. Ohio | OH | | | | | |
| 37. Oklahoma | OK | | | | | |
| 38. Oregon | OR | | | | | |
| 39. Pennsylvania | PA | | | | | |
| 40. Rhode Island | RI | | | | | |
| 41. South Carolina | SC | | | | | |
| 42. South Dakota | SD | | | | | |
| 43. Tennessee | TN | | | | | |
| 44. Texas | TX | | | | | |
| 45. Utah | UT | | | | | |
| 46. Vermont | VT | | | | | |
| 47. Virginia | VA | | | | | |
| 48. Washington | WA | | | | | |
| 49. West Virginia | WV | | | | | |
| 50. Wisconsin | WI | | | | | |
| 51. Wyoming | WY | | | | | |
| 52. American Samoa | AS | | | | | |
| 53. Guam | GU | | | | | |
| 54. Puerto Rico | PR | | | | | |
| 55. U.S. Virgin Islands | VI | | | | | |
| 56. Northern Mariana Islands | MP | | | | | |
| 57. Canada | CAN | | | | | |
| 58. Aggregate Other Alien | OT | | | | | |
| 59. Total | | | | | | |

NONE

ANNUAL STATEMENT FOR THE YEAR 2014 OF THE Unison Health Plan of the Capital Area, Inc.

SCHEDULE Y
PART 1A - DETAIL OF INSURANCE HOLDING COMPANY SYSTEM

| 1 | 2 | 3 | 4 | 5 | 6 | 7 | 8 | 9 | 10 | 11 | 12 | 13 | 14 | 15 |
|------------|---------------------------------|-------------------|------------|--------------|-----|--|---|----------------------|----------------------------------|---|--|--|--|----|
| Group Code | Group Name | NAIC Company Code | ID Number | Federal RSSD | CIK | Name of Securities Exchange if Publicly Traded (U.S. or International) | Names of Parent, Subsidiaries Or Affiliates | Domiciliary Location | Relationship to Reporting Entity | Directly Controlled by (Name of Entity/Person) | Type of Control (Ownership, Board, Management, Attorney-in-Fact, Influence, Other) | If Control is Ownership Provide Percentage | Ultimate Controlling Entity(ies)/Person(s) | * |
| | | .0000 | 27-2624551 | | | | 310 Canyon Medical, LLC | CA | NIA | Monarch Management Services, Inc. | Ownership | .100.000 | UnitedHealth Group Incorporated | |
| | | .0000 | 41-1913523 | | | | ACN Group IPA of New York, Inc. | NY | NIA | OptumHealth Care Solutions, Inc. | Ownership | .100.000 | UnitedHealth Group Incorporated | |
| | | .0000 | 27-0015861 | | | | ACN Group of California, Inc. | CA | IA | OptumHealth Care Solutions, Inc. | Ownership | .100.000 | UnitedHealth Group Incorporated | |
| | | .0000 | 38-3849068 | | | | AHJV MSO, Inc. | DE | NIA | AHJV, Inc. | Ownership | .100.000 | UnitedHealth Group Incorporated | |
| | | .0000 | 38-3849066 | | | | AHJV, Inc. | CA | NIA | NAMM Holdings, Inc. | Ownership | .75.000 | UnitedHealth Group Incorporated | 1 |
| .0707 | UnitedHealth Group Incorporated | .82406 | 35-1665915 | | | | All Savers Insurance Company | IN | IA | Golden Rule Financial Corporation | Ownership | .100.000 | UnitedHealth Group Incorporated | |
| | | | | | | | All Savers Life Insurance Company of California | CA | IA | Golden Rule Financial Corporation | Ownership | .100.000 | UnitedHealth Group Incorporated | |
| .0707 | UnitedHealth Group Incorporated | .73130 | 35-1744596 | | | | AmeriChoice Corporation | DE | UIP | UnitedHealth Group Incorporated | Ownership | .100.000 | UnitedHealth Group Incorporated | |
| | | .0000 | 54-1743136 | | | | AmeriChoice Health Services, Inc. | DE | NIA | AmeriChoice Corporation | Ownership | .100.000 | UnitedHealth Group Incorporated | |
| | | .0000 | 54-1743141 | | | | AmeriChoice of Connecticut, Inc. | CT | IA | AmeriChoice Corporation | Ownership | .100.000 | UnitedHealth Group Incorporated | |
| .0707 | UnitedHealth Group Incorporated | .13178 | 26-2481299 | | | | AmeriChoice of Georgia, Inc. | GA | IA | AmeriChoice Corporation | Ownership | .100.000 | UnitedHealth Group Incorporated | |
| .0707 | UnitedHealth Group Incorporated | .13168 | 26-2688274 | | | | AmeriChoice of New Jersey, Inc. | NJ | IA | AmeriChoice Corporation | Ownership | .100.000 | UnitedHealth Group Incorporated | |
| | | .95497 | 22-3368602 | | | | | | | | | | | |
| | | .0000 | 98-1108620 | | | | Amico Saúde Ltda. | BRA | NIA | Amil Assistência Médica Internacional S.A. | Ownership | .99.998 | UnitedHealth Group Incorporated | 2 |
| | | .0000 | | | | | Amil Assistência Médica Internacional S.A. | BRA | NIA | Polar II Fundo de Investimento em Participações | Ownership | .90.230 | UnitedHealth Group Incorporated | 3 |
| | | .0000 | 98-1109085 | | | | Amil Clinical Research Participações Ltda. | BRA | NIA | Amil Lifesciences Participações Ltda. | Ownership | .99.950 | UnitedHealth Group Incorporated | 2 |
| | | .0000 | 98-1138212 | | | | AMIL Internacional S.á.r.l. | LUX | NIA | Amil Assistência Médica Internacional S.A. | Ownership | .100.000 | UnitedHealth Group Incorporated | |
| | | .0000 | 98-1110579 | | | | Amil Lifesciences Participações Ltda. | BRA | NIA | Amil Assistência Médica Internacional S.A. | Ownership | .99.999 | UnitedHealth Group Incorporated | 2 |
| | | .0000 | | | | | Angiografia e Hemodinâmica Madre Theodora Ltda. | BRA | NIA | Hospital Geral e Maternidade Madre Maria Theodora Ltda. | Ownership | .50.000 | UnitedHealth Group Incorporated | 4 |
| | | .0000 | 86-0813232 | | | | Arizona Physicians IPA, Inc. | AZ | IA | UnitedHealthcare, Inc. | Ownership | .100.000 | UnitedHealth Group Incorporated | |
| | | .0000 | 90-0369702 | | | | ASI Global, LLC | TX | NIA | FrontierMEDEX, Inc. | Ownership | .100.000 | UnitedHealth Group Incorporated | |
| | | .0000 | 47-0990056 | | | | Audax Health Solutions, LLC | DE | NIA | Rally Health, Inc. | Ownership | .100.000 | UnitedHealth Group Incorporated | |
| | | .0000 | 80-0368187 | | | | Aveta Arizona, Inc. | AZ | NIA | NAMM Holdings, Inc. | Ownership | .100.000 | UnitedHealth Group Incorporated | |
| | | .0000 | 90-0632302 | | | | Aveta Health Solutions Inc. | DE | NIA | NAMM Holdings, Inc. | Ownership | .100.000 | UnitedHealth Group Incorporated | |
| | | .0000 | 20-4057813 | | | | Aveta Inc. | DE | NIA | Collaborative Care Holdings, LLC | Ownership | .100.000 | UnitedHealth Group Incorporated | |
| | | .0000 | 27-2823524 | | | | Aveta Kansas City, Inc. | KS | NIA | NAMM Holdings, Inc. | Ownership | .100.000 | UnitedHealth Group Incorporated | |
| | | .0000 | 36-4704309 | | | | Aveta Tennessee, Inc. | DE | NIA | NAMM Holdings, Inc. | Ownership | .100.000 | UnitedHealth Group Incorporated | |
| | | .0000 | 84-1544013 | | | | bConnected Software, Inc. | DE | NIA | Connexions, Inc. | Ownership | .100.000 | UnitedHealth Group Incorporated | |
| | | .0000 | 88-0267857 | | | | Behavioral Healthcare Options, Inc. | NV | NIA | Sierra Health Services, Inc. | Ownership | .100.000 | UnitedHealth Group Incorporated | |
| | | .0000 | 98-1112673 | | | | Bosque Medical Center S.A. | BRA | NIA | Amil Assistência Médica Internacional S.A. | Ownership | .94.920 | UnitedHealth Group Incorporated | |
| | | .0000 | 98-1112673 | | | | Bosque Medical Center S.A. | BRA | NIA | Esho - Empresa de Serviços Hospitalares S.A. | Ownership | .5.080 | UnitedHealth Group Incorporated | |
| | | .0000 | | | | | Cardio Management, Inc. | DE | NIA | OrthoNet Holdings, Inc. | Ownership | .100.000 | UnitedHealth Group Incorporated | |
| | | .0000 | 20-8375685 | | | | Care Improvement Plus Group Management, LLC | MD | NIA | XLHealth Corporation | Ownership | .100.000 | UnitedHealth Group Incorporated | |
| .0707 | UnitedHealth Group Incorporated | .12313 | 20-2412936 | | | | Care Improvement Plus of Maryland, Inc. | MD | IA | XLHealth Corporation | Ownership | .100.000 | UnitedHealth Group Incorporated | |
| | | .12558 | 45-4976934 | | | | Care Improvement Plus of Texas Insurance Company | TX | IA | XLHealth Corporation | Ownership | .100.000 | UnitedHealth Group Incorporated | |
| .0707 | UnitedHealth Group Incorporated | .0000 | 27-3536376 | | | | Care Improvement Plus Practitioners, LLC | MD | NIA | XLHealth Corporation | Ownership | .100.000 | UnitedHealth Group Incorporated | |
| | | .12567 | 20-3888112 | | | | Care Improvement Plus South Central Insurance Company | AR | IA | XLHealth Corporation | Ownership | .100.000 | UnitedHealth Group Incorporated | |
| .0707 | UnitedHealth Group Incorporated | .14041 | 27-5038136 | | | | Care Improvement Plus Wisconsin Insurance Company | WI | IA | XLHealth Corporation | Ownership | .100.000 | UnitedHealth Group Incorporated | |
| | | .0000 | 20-5807941 | | | | Catalyst360, LLC | DE | NIA | Optum Services, Inc. | Ownership | .100.000 | UnitedHealth Group Incorporated | |

ANNUAL STATEMENT FOR THE YEAR 2014 OF THE Unison Health Plan of the Capital Area, Inc.

SCHEDULE Y
PART 1A - DETAIL OF INSURANCE HOLDING COMPANY SYSTEM

| 1 | 2 | 3 | 4 | 5 | 6 | 7 | 8 | 9 | 10 | 11 | 12 | 13 | 14 | 15 |
|------------|---------------------------------|-------------------|------------|--------------|-----|--|---|----------------------|----------------------------------|--|--|--|--|----|
| Group Code | Group Name | NAIC Company Code | ID Number | Federal RSSD | CIK | Name of Securities Exchange if Publicly Traded (U.S. or International) | Names of Parent, Subsidiaries Or Affiliates | Domiciliary Location | Relationship to Reporting Entity | Directly Controlled by (Name of Entity/Person) | Type of Control (Ownership, Board, Management, Attorney-in-Fact, Influence, Other) | If Control is Ownership Provide Percentage | Ultimate Controlling Entity(ies)/Person(s) | * |
| | | .00000 | 98-1111491 | | | | Cemed Care Empresa de Atendimento Clínico Geral Ltda. | .BRA | NIA | Amil Assistência Médica Internacional S.A. | Ownership | .99.990 | UnitedHealth Group Incorporated | 2 |
| | | .00000 | | | | | ChinaGate (Hong Kong) Limited | .HKG | NIA | Optum, Inc. | Ownership | .100.000 | UnitedHealth Group Incorporated | |
| | | .00000 | 98-1094627 | | | | ChinaGate Company Limited | .CHN | NIA | ChinaGate (Hong Kong) Limited | Ownership | .100.000 | UnitedHealth Group Incorporated | |
| | | .00000 | 56-2674371 | | | | Coachella Valley Physicians of PrimeCare, Inc. | .CA | NIA | PrimeCare Medical Network, Inc. | Ownership | .100.000 | UnitedHealth Group Incorporated | |
| | | .00000 | 27-2337616 | | | | Collaborative Care Holdings, LLC | .DE | NIA | OptumHealth Holdings, LLC | Ownership | .100.000 | UnitedHealth Group Incorporated | |
| | | .00000 | 27-2337487 | | | | Collaborative Care Services, Inc. | .DE | NIA | Collaborative Care Holdings, LLC | Ownership | .100.000 | UnitedHealth Group Incorporated | |
| | | .00000 | 27-3470466 | | | | Collaborative Care Solutions, LLC | .DE | NIA | Collaborative Care Services, Inc. | Ownership | .100.000 | UnitedHealth Group Incorporated | |
| | | .00000 | 45-2614005 | | | | Collaborative Realty, LLC | .NY | NIA | Collaborative Care Holdings, LLC | Ownership | .100.000 | UnitedHealth Group Incorporated | |
| | | .00000 | 11-3647007 | | | | Comfort Care Transportation, LLC | .TX | NIA | WellMed Medical Management, Inc. | Ownership | .100.000 | UnitedHealth Group Incorporated | |
| | | .00000 | 61-1351358 | | | | Commonwealth Administrators, LLC | .KY | NIA | UMR, Inc. | Ownership | .100.000 | UnitedHealth Group Incorporated | |
| | | .00000 | 20-1825933 | | | | Connexions HCI, LLC | .FL | NIA | Connexions, Inc. | Ownership | .100.000 | UnitedHealth Group Incorporated | |
| | | .00000 | 59-3684411 | | | | Connexions, Inc. | .FL | NIA | OptumHealth Holdings, LLC | Ownership | .100.000 | UnitedHealth Group Incorporated | |
| | | .00000 | 52-1811176 | | | | DBP Services of New York IPA, Inc. | .NY | NIA | Dental Benefit Providers, Inc. | Ownership | .100.000 | UnitedHealth Group Incorporated | |
| | | .00000 | 52-1452809 | | | | Dental Benefit Providers of California, Inc. | .CA | .IA | Dental Benefit Providers, Inc. | Ownership | .100.000 | UnitedHealth Group Incorporated | |
| .0707 | UnitedHealth Group Incorporated | 52053 | 36-4008355 | | | | Dental Benefit Providers of Illinois, Inc. | .IL | .IA | Dental Benefit Providers, Inc. | Ownership | .100.000 | UnitedHealth Group Incorporated | |
| | | .00000 | 41-2014834 | | | | Dental Benefit Providers, Inc. | .DE | NIA | United HealthCare Services, Inc. | Ownership | .100.000 | UnitedHealth Group Incorporated | |
| | | .00000 | 98-1203407 | | | | Dental Center Serviços Odontológicos Ltda. | .BRA | NIA | Seisa Serviços Integrados de Saúde Ltda. | Ownership | .65.280 | UnitedHealth Group Incorporated | |
| | | .00000 | 98-1203407 | | | | Dental Center Serviços Odontológicos Ltda. | .BRA | NIA | Amil Assistência Médica Internacional S.A. | Ownership | .34.720 | UnitedHealth Group Incorporated | |
| | | .00000 | 30-0238641 | | | | Distance Learning Network, Inc. | .DE | NIA | OptumHealth Holdings, LLC | Ownership | .100.000 | UnitedHealth Group Incorporated | |
| | | .00000 | 80-0947972 | | | | DPCA, Inc. | .DE | NIA | UnitedHealth Group Ventures, LLC | Ownership | .100.000 | UnitedHealth Group Incorporated | |
| | | .00000 | | | | | Duncan Printing Services, LLC | .SC | NIA | UnitedHealthcare Insurance Company | Ownership | .100.000 | UnitedHealth Group Incorporated | |
| | | .00000 | 84-1162764 | | | | Electronic Network Systems, Inc. | .DE | NIA | OptumInsight, Inc. | Ownership | .100.000 | UnitedHealth Group Incorporated | |
| | | .00000 | 98-1103713 | | | | ELG FZE | .ARE | NIA | FrontierMEDEX Limited | Ownership | .100.000 | UnitedHealth Group Incorporated | |
| | | .00000 | 98-1111172 | | | | Esho – Empresa de Serviços Hospitalares S.A. | .BRA | NIA | Amil Assistência Médica Internacional S.A. | Ownership | .98.890 | UnitedHealth Group Incorporated | 5 |
| | | .00000 | | | | | Etho – Empresa de Tecnologia Hospitalar Ltda. | .BRA | NIA | Amil Assistência Médica Internacional S.A. | Ownership | .50.010 | UnitedHealth Group Incorporated | 5 |
| | | .00000 | 86-0964571 | | | | Evercare Collaborative Solutions, Inc. | .DE | NIA | Ovations, Inc. | Ownership | .100.000 | UnitedHealth Group Incorporated | 5 |
| | | .00000 | 98-1111239 | | | | Excellion Serviços Biomédicos S.A. | .BRA | NIA | Esho – Empresa de Serviços Hospitalares S.A. | Ownership | .99.990 | UnitedHealth Group Incorporated | 5 |
| | | .00000 | 11-3669765 | | | | Executive Health Resources, Inc. | .PA | NIA | OptumInsight, Inc. | Ownership | .100.000 | UnitedHealth Group Incorporated | |
| | | .00000 | | | | | Exploration for Mine Clearance LLC | .IRQ | NIA | FrontierMEDEX Limited | Ownership | .100.000 | UnitedHealth Group Incorporated | |
| | | .00000 | 98-1113428 | | | | Exploration Logistics BC Ltd. | .CAN | NIA | FrontierMEDEX Canada Limited | Ownership | .100.000 | UnitedHealth Group Incorporated | 6 |
| | | .00000 | 88-0223385 | | | | Family Health Care Services | .NV | NIA | Sierra Health Services, Inc. | Ownership | .100.000 | UnitedHealth Group Incorporated | |
| | | .00000 | 88-0257036 | | | | Family Home Hospice, Inc. | .NV | NIA | Sierra Health Services, Inc. | Ownership | .100.000 | UnitedHealth Group Incorporated | |
| | | .00000 | 35-2456267 | | | | FMG Holdings, LLC | .DE | NIA | UnitedHealth Group Incorporated | Ownership | .100.000 | UnitedHealth Group Incorporated | |
| | | .00000 | 86-0908902 | | | | FOR HEALTH OF ARIZONA, INC. | .AZ | NIA | For Health, Inc. | Ownership | .100.000 | UnitedHealth Group Incorporated | |
| | | .00000 | 33-0766617 | | | | For Health, Inc. | .DE | NIA | Inspiris, Inc. | Ownership | .100.000 | UnitedHealth Group Incorporated | |
| | | .00000 | 98-1101521 | | | | Frontier MEDEX Limited | .IRQ | NIA | FrontierMEDEX Limited | Ownership | .100.000 | UnitedHealth Group Incorporated | |
| | | .00000 | | | | | Frontier Medex Tanzania Limited | .TZA | NIA | FrontierMEDEX Limited | Ownership | .99.000 | UnitedHealth Group Incorporated | 2 |
| | | .00000 | 68-0679514 | | | | FrontierMEDEX (RMS), Inc. | .DE | NIA | FMG Holdings, LLC | Ownership | .100.000 | UnitedHealth Group Incorporated | |
| | | .00000 | 98-1103497 | | | | FrontierMEDEX Canada Holdings Ltd. | .CAN | NIA | UnitedHealthcare International I B.V. | Ownership | .100.000 | UnitedHealth Group Incorporated | |
| | | .00000 | 98-1104429 | | | | FrontierMEDEX Canada Limited | .CAN | NIA | FrontierMEDEX Canada Holdings Ltd. | Ownership | .100.000 | UnitedHealth Group Incorporated | |
| | | .00000 | 45-5339512 | | | | FrontierMEDEX Government Services, LLC | .DE | NIA | FMG Holdings, LLC | Ownership | .100.000 | UnitedHealth Group Incorporated | |
| | | .00000 | 98-1147103 | | | | FrontierMedex Kenya Limited | .KEN | NIA | FrontierMEDEX Limited | Ownership | .99.900 | UnitedHealth Group Incorporated | |

ANNUAL STATEMENT FOR THE YEAR 2014 OF THE Unison Health Plan of the Capital Area, Inc.

SCHEDULE Y
PART 1A - DETAIL OF INSURANCE HOLDING COMPANY SYSTEM

| 1 | 2 | 3 | 4 | 5 | 6 | 7 | 8 | 9 | 10 | 11 | 12 | 13 | 14 | 15 |
|------------|---------------------------------|-------------------|------------|--------------|-----|--|---|----------------------|----------------------------------|---|--|--|--|----|
| Group Code | Group Name | NAIC Company Code | ID Number | Federal RSSD | CIK | Name of Securities Exchange if Publicly Traded (U.S. or International) | Names of Parent, Subsidiaries Or Affiliates | Domiciliary Location | Relationship to Reporting Entity | Directly Controlled by (Name of Entity/Person) | Type of Control (Ownership, Board, Management, Attorney-in-Fact, Influence, Other) | If Control is Ownership Provide Percentage | Ultimate Controlling Entity(ies)/Person(s) | * |
| | | .0000 | 98-1147103 | | | | FrontierMedex Kenya Limited | .KEN | NIA | UnitedHealthcare International I B.V. | Ownership | .0.100 | UnitedHealth Group Incorporated | |
| | | .0000 | | | | | FrontierMEDEX Limited | .GBR | NIA | UnitedHealthcare International I B.V. | Ownership | .100.000 | UnitedHealth Group Incorporated | |
| | | .0000 | 33-1219808 | | | | FrontierMEDEX US, Inc. | .DE | NIA | FMG Holdings, LLC | Ownership | .100.000 | UnitedHealth Group Incorporated | |
| | | .0000 | 52-2230470 | | | | FrontierMEDEX, Inc. | .MN | NIA | FrontierMEDEX US, Inc. | Ownership | .100.000 | UnitedHealth Group Incorporated | |
| .0707 | UnitedHealth Group Incorporated | .0000 | 37-0855360 | | | | Golden Rule Financial Corporation | .DE | NIA | UnitedHealth Group Incorporated | Ownership | .100.000 | UnitedHealth Group Incorporated | |
| | | .62286 | 37-6028756 | 3057283 | | | Golden Rule Insurance Company | .IN | .IA | Golden Rule Financial Corporation | Ownership | .100.000 | UnitedHealth Group Incorporated | |
| | | .0000 | 98-0213198 | | | | H&W Indemnity (SPC), Ltd. | .CYM | NIA | UnitedHealth Group Incorporated | Ownership | .100.000 | UnitedHealth Group Incorporated | |
| .0707 | UnitedHealth Group Incorporated | .43893 | 13-3584296 | | | | Health Net Insurance of New York, Inc. | .NY | .IA | Oxford Health Plans LLC | Ownership | .100.000 | UnitedHealth Group Incorporated | |
| | | .0000 | 98-0153069 | | | | Health Net Services (Bermuda) Ltd. | .BMU | NIA | Oxford Health Plans LLC | Ownership | .100.000 | UnitedHealth Group Incorporated | |
| .0707 | UnitedHealth Group Incorporated | .96342 | 88-0201035 | | | | Health Plan of Nevada, Inc. | .NV | .IA | Sierra Health Services, Inc. | Ownership | .100.000 | UnitedHealth Group Incorporated | |
| | | .0000 | 98-1098167 | | | | Health Technology Analysts Pty Limited | .AUS | NIA | OptumInsight, Inc. | Ownership | .100.000 | UnitedHealth Group Incorporated | |
| | | .0000 | 95-4763349 | | | | HealthAllies, Inc. | .DE | NIA | OptumHealth Holdings, LLC | Ownership | .100.000 | UnitedHealth Group Incorporated | |
| | | .0000 | 20-8910978 | | | | Hospice Inspiris Holdings, Inc. | .TN | NIA | Inspiris, Inc. | Ownership | .100.000 | UnitedHealth Group Incorporated | |
| | | .0000 | 98-1111920 | | | | Hospital Alvorada de Taguatinga Ltda. | .BRA | NIA | Amil Assistência Médica Internacional S.A. | Ownership | .99.990 | UnitedHealth Group Incorporated | 2 |
| | | .0000 | 98-1202916 | | | | Hospital AMA S.A. | .BRA | NIA | Esho – Empresa de Serviços Hospitalares S.A. | Ownership | .50.480 | UnitedHealth Group Incorporated | |
| | | .0000 | 98-1202916 | | | | Hospital AMA S.A. | .BRA | NIA | Seisa Serviços Integrados de Saúde Ltda. | Ownership | .49.520 | UnitedHealth Group Incorporated | |
| | | .0000 | 98-1203135 | | | | Hospital Carlos Chagas S.A. | .BRA | NIA | Esho – Empresa de Serviços Hospitalares S.A. | Ownership | .100.000 | UnitedHealth Group Incorporated | |
| | | .0000 | | | | | Hospital e Maternidade Saint-Vivant Ltda. | .BRA | NIA | Esho – Empresa de Serviços Hospitalares S.A. | Ownership | .100.000 | UnitedHealth Group Incorporated | |
| | | .0000 | | | | | Hospital e Maternidade Saint-Vivant Ltda. | .BRA | NIA | Cemed Care Empresa de Atendimento Clínico Geral Ltda. | Ownership | .0.000 | UnitedHealth Group Incorporated | |
| | | .0000 | 98-1209342 | | | | Hospital Geral e Maternidade Madre Maria Theodora Ltda. | .BRA | NIA | Esho – Empresa de Serviços Hospitalares S.A. | Ownership | .100.000 | UnitedHealth Group Incorporated | |
| | | .0000 | 98-1209342 | | | | Hospital Geral e Maternidade Madre Maria Theodora Ltda. | .BRA | NIA | Cemed Care Empresa de Atendimento Clínico Geral Ltda. | Ownership | .0.000 | UnitedHealth Group Incorporated | |
| | | .0000 | | | | | HPP – Medicina Molecular, S.A. | .PRT | NIA | Unipessoal, Lda. | Ownership | .59.999 | UnitedHealth Group Incorporated | |
| | | .0000 | | | | | HPP – Medicina Molecular, S.A. | .PRT | NIA | Lusíadas, S.A. | Ownership | .40.001 | UnitedHealth Group Incorporated | |
| | | .0000 | 98-1139169 | | | | HPP Visou, S.A. | .PRT | NIA | Lusíadas, SGPS, S.A. | Ownership | .65.000 | UnitedHealth Group Incorporated | 7 |
| | | .0000 | 26-2912304 | | | | Humedica, Inc. | .DE | NIA | United HealthCare Services, Inc. | Ownership | .100.000 | UnitedHealth Group Incorporated | |
| | | .0000 | 36-4331825 | | | | Hygeia Corporation | .DE | NIA | UnitedHealth International, Inc. | Ownership | .100.000 | UnitedHealth Group Incorporated | |
| | | .0000 | 98-1099968 | | | | Hygeia Corporation (Ontario) | .CAN | NIA | UnitedHealth Group International L.P. | Ownership | .100.000 | UnitedHealth Group Incorporated | |
| | | .0000 | | | | | Imed Star – Serviços de Desempenho Organizacional Ltda. | .BRA | NIA | Amil Assistência Médica Internacional S.A. | Ownership | .99.920 | UnitedHealth Group Incorporated | |
| | | .0000 | | | | | Imed Star – Serviços de Desempenho Organizacional Ltda. | .BRA | NIA | Amico Saúde Ltda. | Ownership | .0.080 | UnitedHealth Group Incorporated | |
| | | .0000 | 62-1641102 | | | | Ingram & Associates, LLC | .TN | NIA | Optum360, LLC | Ownership | .100.000 | UnitedHealth Group Incorporated | |
| | | .0000 | 13-4138668 | | | | INSPIRIS of New York IPA, Inc. | .NY | NIA | Inspiris, Inc. | Ownership | .100.000 | UnitedHealth Group Incorporated | |
| | | .0000 | 13-4138665 | | | | INSPIRIS of New York Management, Inc. | .NY | NIA | Inspiris, Inc. | Ownership | .100.000 | UnitedHealth Group Incorporated | |
| | | .0000 | 20-5355196 | | | | Inspiris of Tennessee, Inc. | .TN | NIA | Inspiris, Inc. | Ownership | .100.000 | UnitedHealth Group Incorporated | |
| | | .0000 | 26-2885572 | | | | INSPIRIS of Texas Physician Group | .TX | NIA | Inspiris Services Company | Ownership | .100.000 | UnitedHealth Group Incorporated | |
| | | .0000 | 26-0683057 | | | | Inspiris Services Company | .TN | NIA | Inspiris, Inc. | Ownership | .100.000 | UnitedHealth Group Incorporated | |
| | | .0000 | 33-0766366 | | | | Inspiris, Inc. | .DE | NIA | Collaborative Care Holdings, LLC | Ownership | .100.000 | UnitedHealth Group Incorporated | |
| | | .0000 | 98-1097022 | | | | International Psychological Services Pty Limited | .AUS | NIA | Optum Health & Technology (Australia) Pty. Ltd. | Ownership | .100.000 | UnitedHealth Group Incorporated | |
| | | .0000 | 32-0409538 | | | | Lifeprint Accountable Care Organization, LLC | .DE | NIA | Collaborative Care Holdings, LLC | Ownership | .100.000 | UnitedHealth Group Incorporated | |

41.2

ANNUAL STATEMENT FOR THE YEAR 2014 OF THE Unison Health Plan of the Capital Area, Inc.

SCHEDULE Y
PART 1A - DETAIL OF INSURANCE HOLDING COMPANY SYSTEM

| 1 | 2 | 3 | 4 | 5 | 6 | 7 | 8 | 9 | 10 | 11 | 12 | 13 | 14 | 15 |
|------------|---------------------------------|-------------------|------------|--------------|-----|--|---|----------------------|----------------------------------|---|--|--|--|----|
| Group Code | Group Name | NAIC Company Code | ID Number | Federal RSSD | CIK | Name of Securities Exchange if Publicly Traded (U.S. or International) | Names of Parent, Subsidiaries Or Affiliates | Domiciliary Location | Relationship to Reporting Entity | Directly Controlled by (Name of Entity/Person) | Type of Control (Ownership, Board, Management, Attorney-in-Fact, Influence, Other) | If Control is Ownership Provide Percentage | Ultimate Controlling Entity(ies)/Person(s) | * |
| | | .0000 | 45-3143218 | | | | Lifeprint East, Inc. | DE | NIA | Collaborative Care Holdings, LLC | Ownership | .100.000 | UnitedHealth Group Incorporated | |
| | | .0000 | 27-2309024 | | | | LifePrint Health, Inc. | DE | NIA | Collaborative Care Holdings, LLC | Ownership | .100.000 | UnitedHealth Group Incorporated | |
| | | .0000 | | | | | LMN - Laboratório de Medicina Nuclear, Unipessoal, Lda. | PRT | NIA | Lusíadas, S.A. | Ownership | .100.000 | UnitedHealth Group Incorporated | |
| | | .0000 | 39-1974851 | | | | Logistics Health, Inc. | WI | NIA | OptumHealth Holdings, LLC | Ownership | .100.000 | UnitedHealth Group Incorporated | |
| | | .0000 | 98-1139095 | | | | Lusíadas A.C.E. | PRT | NIA | Lusíadas, SGPS, S.A. | Ownership | .67.000 | UnitedHealth Group Incorporated | |
| | | .0000 | 98-1139095 | | | | Lusíadas A.C.E. | PRT | NIA | Lusíadas, S.A. | Ownership | .10.000 | UnitedHealth Group Incorporated | |
| | | .0000 | 98-1139095 | | | | Lusíadas A.C.E. | PRT | NIA | Lusíadas-Parcerias Cascais, S.A. | Ownership | .10.000 | UnitedHealth Group Incorporated | |
| | | .0000 | 98-1139095 | | | | Lusíadas A.C.E. | PRT | NIA | HPP - Medicina Molecular, S.A. | Ownership | .5.000 | UnitedHealth Group Incorporated | |
| | | .0000 | 98-1139095 | | | | Lusíadas A.C.E. | PRT | NIA | LMN - Laboratório de Medicina Nuclear, Unipessoal, Lda. | Ownership | .5.000 | UnitedHealth Group Incorporated | |
| | | .0000 | 98-1139095 | | | | Lusíadas A.C.E. | PRT | NIA | HPP Viseu, S.A. | Ownership | .3.000 | UnitedHealth Group Incorporated | |
| | | .0000 | 98-1139089 | | | | Lusíadas, S.A. | PRT | NIA | Lusíadas, SGPS, S.A. | Ownership | .100.000 | UnitedHealth Group Incorporated | |
| | | .0000 | 98-1138570 | | | | Lusíadas, SGPS, S.A. | PRT | NIA | Amil International S.á.r.l. | Ownership | .100.000 | UnitedHealth Group Incorporated | |
| | | .0000 | 98-1137620 | | | | Lusíadas-Parcerias Cascais, S.A. | PRT | NIA | Lusíadas, SGPS, S.A. | Ownership | .100.000 | UnitedHealth Group Incorporated | |
| | | .0000 | 52-2129787 | | | | MAISI Insurance Resources, LLC | MD | NIA | OneNet PPO, LLC | Ownership | .100.000 | UnitedHealth Group Incorporated | |
| .0707 | UnitedHealth Group Incorporated | .60321 | 52-1803283 | | | | MAISI Life and Health Insurance Company | MD | IA | United HealthCare Services, Inc. | Ownership | .100.000 | UnitedHealth Group Incorporated | |
| | | .0000 | 14-1782475 | | | | Managed Physical Network, Inc. | NY | NIA | OptumHealth Care Solutions, Inc. | Ownership | .100.000 | UnitedHealth Group Incorporated | |
| | | .0000 | 42-1741594 | | | | MD Ops, Inc. | CA | NIA | North American Medical Management California, Inc. | Ownership | .100.000 | UnitedHealth Group Incorporated | |
| .0707 | UnitedHealth Group Incorporated | .96310 | 52-1169135 | | | | MD-Individual Practice Association, Inc. | MD | IA | United HealthCare Services, Inc. | Ownership | .100.000 | UnitedHealth Group Incorporated | |
| | | .0000 | 52-2178531 | | | | MEDEX Insurance Services, Inc. | MD | NIA | FrontierMEDEX, Inc. | Ownership | .100.000 | UnitedHealth Group Incorporated | |
| .0707 | UnitedHealth Group Incorporated | .12756 | 20-3391186 | | | | Medica Health Plans of Florida, Inc. | FL | IA | United HealthCare Services, Inc. | Ownership | .100.000 | UnitedHealth Group Incorporated | |
| .0707 | UnitedHealth Group Incorporated | .12155 | 01-0788576 | | | | Medica HealthCare Plans, Inc. | FL | IA | United HealthCare Services, Inc. | Ownership | .100.000 | UnitedHealth Group Incorporated | |
| | | .0000 | 26-4808018 | | | | Medical Preparatory School of Allied Health, LLC | TX | NIA | WellMed Medical Management, Inc. | Ownership | .100.000 | UnitedHealth Group Incorporated | |
| | | .0000 | 32-0037402 | | | | Medical Transportation Services, LLC | FL | NIA | United HealthCare Services, Inc. | Ownership | .100.000 | UnitedHealth Group Incorporated | |
| | | .0000 | | | | | MedSynergies North Texas, Inc. | TX | NIA | MedSynergies, Inc. | Ownership | .100.000 | UnitedHealth Group Incorporated | |
| | | .0000 | 75-2515691 | | | | MedSynergies, Inc. | DE | NIA | Mustang Razorback Holdings, Inc. | Ownership | .100.000 | UnitedHealth Group Incorporated | |
| | | .0000 | 27-2252446 | | | | MHC Real Estate Holdings, LLC | CA | NIA | Monarch Management Services, Inc. | Ownership | .100.000 | UnitedHealth Group Incorporated | |
| .0707 | UnitedHealth Group Incorporated | .79480 | 35-1279304 | | | | Midwest Security Life Insurance Company | WI | IA | UnitedHealthcare, Inc. | Ownership | .100.000 | UnitedHealth Group Incorporated | |
| | | .0000 | 46-2881462 | | | | Minnesota Waypoint Physical Therapy, Inc. | DE | NIA | Orthology, Inc. | Ownership | .100.000 | UnitedHealth Group Incorporated | |
| | | .0000 | 46-3949765 | | | | MN Waypoint Sports Physical Therapy, Inc. | DE | NIA | Orthology, Inc. | Ownership | .100.000 | UnitedHealth Group Incorporated | |
| | | .0000 | 27-1799346 | | | | Monarch Financial Services, LLC | CA | NIA | Monarch Management Services, Inc. | Ownership | .100.000 | UnitedHealth Group Incorporated | |
| | | .0000 | 45-3142852 | | | | Monarch Management Services, Inc. | DE | NIA | Collaborative Care Holdings, LLC | Ownership | .100.000 | UnitedHealth Group Incorporated | |
| | | .0000 | 47-1935798 | | | | Mustang Razorback Holdings, Inc. | DE | NIA | Optuminsight, Inc. | Ownership | .100.000 | UnitedHealth Group Incorporated | |
| | | .0000 | 20-3236839 | | | | NAMI Holdings, Inc. | DE | NIA | Aveta Inc. | Ownership | .100.000 | UnitedHealth Group Incorporated | |
| .0707 | UnitedHealth Group Incorporated | .95251 | 76-0196559 | | | | National Pacific Dental, Inc. | TX | IA | Dental Benefit Providers, Inc. | Ownership | .100.000 | UnitedHealth Group Incorporated | |
| .0707 | UnitedHealth Group Incorporated | .95123 | 65-0996107 | | | | Neighborhood Health Partnership, Inc. | FL | IA | UnitedHealthcare, Inc. | Ownership | .100.000 | UnitedHealth Group Incorporated | |
| | | .0000 | 20-4755277 | | | | Netwerkes, LLC | TN | NIA | Payment Resolution Services, LLC | Ownership | .100.000 | UnitedHealth Group Incorporated | |
| | | .0000 | 46-3584152 | | | | Nevada Medical Services LLC | NV | NIA | Collaborative Care Services, Inc. | Ownership | .100.000 | UnitedHealth Group Incorporated | |
| .0707 | UnitedHealth Group Incorporated | .95758 | 88-0228572 | | | | Nevada Pacific Dental | NV | IA | Dental Benefit Providers, Inc. | Ownership | .100.000 | UnitedHealth Group Incorporated | |
| | | .0000 | 36-3984647 | | | | North American Medical Management - Illinois, Inc. | IL | NIA | NAMI Holdings, Inc. | Ownership | .100.000 | UnitedHealth Group Incorporated | |
| | | .0000 | | | | | North American Medical Management California, Inc. | TN | NIA | NAMI Holdings, Inc. | Ownership | .100.000 | UnitedHealth Group Incorporated | |
| | | .0000 | 88-0245121 | | | | Northern Nevada Health Network, Inc. | NV | NIA | Sierra Health Services, Inc. | Ownership | .100.000 | UnitedHealth Group Incorporated | |
| | | .0000 | 52-2129786 | | | | OneNet PPO, LLC | MD | NIA | UnitedHealthcare Insurance Company | Ownership | .100.000 | UnitedHealth Group Incorporated | |
| .0707 | UnitedHealth Group Incorporated | .96940 | 52-1518174 | | | | Optimum Choice, Inc. | MD | IA | United HealthCare Services, Inc. | Ownership | .100.000 | UnitedHealth Group Incorporated | |
| | | .0000 | 98-1104898 | | | | Optum (Spain), S.A.U. | ESP | NIA | Optum Clinical Solutions, Inc. | Ownership | .100.000 | UnitedHealth Group Incorporated | |
| | | .0000 | 47-0858534 | 3202702 | | | Optum Bank, Inc. | UT | NIA | OptumHealth Financial Services, Inc. | Ownership | .100.000 | UnitedHealth Group Incorporated | |

ANNUAL STATEMENT FOR THE YEAR 2014 OF THE Unison Health Plan of the Capital Area, Inc.

SCHEDULE Y
PART 1A - DETAIL OF INSURANCE HOLDING COMPANY SYSTEM

| 1 | 2 | 3 | 4 | 5 | 6 | 7 | 8 | 9 | 10 | 11 | 12 | 13 | 14 | 15 |
|------------|------------|-------------------|------------|--------------|-----|--|---|----------------------|----------------------------------|--|--|--|--|----|
| Group Code | Group Name | NAIC Company Code | ID Number | Federal RSSD | CIK | Name of Securities Exchange if Publicly Traded (U.S. or International) | Names of Parent, Subsidiaries Or Affiliates | Domiciliary Location | Relationship to Reporting Entity | Directly Controlled by (Name of Entity/Person) | Type of Control (Ownership, Board, Management, Attorney-in-Fact, Influence, Other) | If Control is Ownership Provide Percentage | Ultimate Controlling Entity(ies)/Person(s) | * |
| | | .00000 | 36-3437660 | | | | Optum Biometrics, Inc. | IL | NIA | OptumHealth Care Solutions, Inc. | Ownership | .100.000 | UnitedHealth Group Incorporated | |
| | | .00000 | 45-3142512 | | | | Optum Clinical Services, Inc. | DE | NIA | Collaborative Care Holdings, LLC | Ownership | .100.000 | UnitedHealth Group Incorporated | |
| | | .00000 | 36-4375169 | 3886791 | | | Optum Clinical Solutions, Inc. | DE | NIA | OptumInsight, Inc. | Ownership | .100.000 | UnitedHealth Group Incorporated | |
| | | .00000 | 98-1094849 | | | | Optum Clinical Solutions, Ltd. | GBR | NIA | Optum Clinical Solutions, Inc. | Ownership | .100.000 | UnitedHealth Group Incorporated | |
| | | .00000 | | | | | Optum Global Solutions International B.V. | NLD | NIA | Optum Technology, Inc. | Ownership | .100.000 | UnitedHealth Group Incorporated | |
| | | .00000 | 04-3574101 | | | | Optum Government Solutions, Inc. | DE | NIA | OptumInsight, Inc. | Ownership | .100.000 | UnitedHealth Group Incorporated | |
| | | .00000 | | | | | Optum Health & Technology (Australia) Pty Ltd | AUS | NIA | Optum Health & Technology (UK) Limited | Ownership | .100.000 | UnitedHealth Group Incorporated | |
| | | .00000 | 98-1095799 | | | | Optum Health & Technology (India) Private Limited | IND | NIA | OptumHealth International B.V. | Ownership | .99.996 | UnitedHealth Group Incorporated | |
| | | .00000 | 98-1095799 | | | | Optum Health & Technology (India) Private Limited | IND | NIA | United Behavioral Health | Ownership | .0.004 | UnitedHealth Group Incorporated | |
| | | .00000 | | | | | Optum Health & Technology (Singapore) Pte. Ltd. | SGP | NIA | OptumHealth International B.V. | Ownership | .100.000 | UnitedHealth Group Incorporated | |
| | | .00000 | 98-1095879 | | | | Optum Health & Technology (UK) Limited | GBR | NIA | Optum UK Solutions Group Limited | Ownership | .100.000 | UnitedHealth Group Incorporated | |
| | | .00000 | 20-2149493 | | | | Optum Health & Technology (US), LLC | MO | NIA | United Behavioral Health | Ownership | .100.000 | UnitedHealth Group Incorporated | |
| | | .00000 | 43-1747235 | | | | Optum Health & Technology Holdings (US), LLC | MO | NIA | Optum, Inc. | Ownership | .100.000 | UnitedHealth Group Incorporated | |
| | | .00000 | 98-1184561 | | | | Optum Health & Technology Serviços Do Brasil Ltda. | BRA | NIA | OptumHealth International B.V. | Ownership | .99.000 | UnitedHealth Group Incorporated | |
| | | .00000 | 98-1184561 | | | | Optum Health & Technology Serviços Do Brasil Ltda. | BRA | NIA | OptumInsight, Inc. | Ownership | .1.000 | UnitedHealth Group Incorporated | |
| | | .00000 | 98-1097921 | | | | Optum Health Services (Canada) Ltd. | CAN | NIA | Optum Health & Technology Holdings (US), LLC | Ownership | .100.000 | UnitedHealth Group Incorporated | |
| | | .00000 | 98-1147355 | | | | Optum Health Solutions (UK) Limited | GBR | NIA | Optum UK Solutions Group Limited | Ownership | .100.000 | UnitedHealth Group Incorporated | |
| | | .00000 | 46-4734521 | | | | Optum Labs Dimensions, Inc. | DE | NIA | Optum Labs, Inc. | Ownership | .100.000 | UnitedHealth Group Incorporated | |
| | | .00000 | 46-1615964 | | | | Optum Labs, Inc. | DE | NIA | Optum, Inc. | Ownership | .100.000 | UnitedHealth Group Incorporated | |
| | | .00000 | 98-1209730 | | | | Optum Life Sciences (Canada) Inc. | CAN | NIA | OptumInsight Life Sciences, Inc. | Ownership | .100.000 | UnitedHealth Group Incorporated | |
| | | .00000 | 98-1098190 | | | | Optum Management Consulting (Shanghai) Co., Ltd. | CHN | NIA | Optum Health & Technology Holdings (US), LLC | Ownership | .100.000 | UnitedHealth Group Incorporated | |
| | | .00000 | 90-1001805 | | | | Optum Nevada Accountable Care Organization LLC | DE | NIA | Collaborative Care Holdings, LLC | Ownership | .100.000 | UnitedHealth Group Incorporated | |
| | | .00000 | 20-8911466 | | | | Optum Palliative and Hospice Care of Pennsylvania, Inc. | TN | NIA | Hospice Inspiris Holdings, Inc. | Ownership | .100.000 | UnitedHealth Group Incorporated | |
| | | .00000 | 20-8911303 | | | | Optum Palliative and Hospice Care of Texas, Inc. | TN | NIA | Hospice Inspiris Holdings, Inc. | Ownership | .100.000 | UnitedHealth Group Incorporated | |
| | | .00000 | 30-0226127 | | | | Optum Palliative and Hospice Care, Inc. | DE | NIA | Collaborative Care Holdings, LLC | Ownership | .100.000 | UnitedHealth Group Incorporated | |
| | | .00000 | 20-4581265 | | | | Optum Public Sector Solutions, Inc. | DE | NIA | OptumInsight, Inc. | Ownership | .100.000 | UnitedHealth Group Incorporated | |
| | | .00000 | 46-3328009 | | | | Optum Rocket, Inc. | DE | NIA | Optum Clinical Solutions, Inc. | Ownership | .100.000 | UnitedHealth Group Incorporated | |
| | | .00000 | 45-4683454 | | | | Optum Services, Inc. | DE | NIA | Optum, Inc. | Ownership | .100.000 | UnitedHealth Group Incorporated | |
| | | .00000 | 98-0644599 | | | | Optum Solutions UK Holdings Limited | GBR | NIA | Optum, Inc. | Ownership | .100.000 | UnitedHealth Group Incorporated | |
| | | .00000 | 46-5713629 | | | | Optum Technology, Inc. | DE | NIA | Optum, Inc. | Ownership | .100.000 | UnitedHealth Group Incorporated | 6 |
| | | .00000 | 98-1097769 | | | | Optum UK Solutions Group Limited | GBR | NIA | Optum Solutions UK Holdings Limited | Ownership | .100.000 | UnitedHealth Group Incorporated | 6 |
| | | .00000 | 30-0580620 | 3119994 | | | Optum, Inc. | DE | NIA | United HealthCare Services, Inc. | Ownership | .100.000 | UnitedHealth Group Incorporated | |
| | | .00000 | 46-3983926 | | | | Optum360 Services, Inc. | DE | NIA | Optum Rocket, Inc. | Ownership | .75.000 | UnitedHealth Group Incorporated | 6 |
| | | .00000 | 46-3328307 | | | | Optum360, LLC | DE | NIA | Optum Rocket, Inc. | Ownership | .75.000 | UnitedHealth Group Incorporated | 6 |
| | | .00000 | 41-1591944 | | | | OptumHealth Care Solutions, Inc. | MIN | NIA | OptumHealth Holdings, LLC | Ownership | .100.000 | UnitedHealth Group Incorporated | |
| | | .00000 | 47-0858530 | | | | OptumHealth Financial Services, Inc. | DE | NIA | OptumHealth Holdings, LLC | Ownership | .100.000 | UnitedHealth Group Incorporated | |
| | | .00000 | 47-1192395 | | | | OptumHealth Holdings, LLC | DE | NIA | Optum, Inc. | Ownership | .100.000 | UnitedHealth Group Incorporated | |
| | | .00000 | 98-1106868 | | | | OptumHealth International B.V. | NLD | NIA | Optum, Inc. | Ownership | .100.000 | UnitedHealth Group Incorporated | |
| | | .00000 | | | | | OptumInsight Holdings, LLC | DE | NIA | Optum, Inc. | Ownership | .100.000 | UnitedHealth Group Incorporated | |

41.4

ANNUAL STATEMENT FOR THE YEAR 2014 OF THE Union Health Plan of the Capital Area, Inc.

SCHEDULE Y
PART 1A - DETAIL OF INSURANCE HOLDING COMPANY SYSTEM

| 1 | 2 | 3 | 4 | 5 | 6 | 7 | 8 | 9 | 10 | 11 | 12 | 13 | 14 | 15 |
|------------|---------------------------------|-------------------|------------|--------------|-----|--|---|----------------------|----------------------------------|--|--|--|--|----|
| Group Code | Group Name | NAIC Company Code | ID Number | Federal RSSD | CIK | Name of Securities Exchange if Publicly Traded (U.S. or International) | Names of Parent, Subsidiaries Or Affiliates | Domiciliary Location | Relationship to Reporting Entity | Directly Controlled by (Name of Entity/Person) | Type of Control (Ownership, Board, Management, Attorney-in-Fact, Influence, Other) | If Control is Ownership Provide Percentage | Ultimate Controlling Entity(ies)/Person(s) | * |
| | | .00000 | 04-3383745 | | | | OptumInsight Life Sciences, Inc. | DE | NIA | OptumInsight, Inc. | Ownership | .100.000 | UnitedHealth Group Incorporated | |
| | | .00000 | 41-1858498 | | | | OptumInsight, Inc. | DE | NIA | OptumInsight Holdings, LLC | Ownership | .100.000 | UnitedHealth Group Incorporated | |
| | | .00000 | | | | | OptumRx Holdings, LLC | DE | NIA | Optum, Inc. | Ownership | .100.000 | UnitedHealth Group Incorporated | |
| | | .00000 | 20-0151096 | | | | OptumRx NY IPA, Inc. | NY | NIA | OptumRx, Inc. | Ownership | .100.000 | UnitedHealth Group Incorporated | |
| | | .00000 | 33-0441200 | | | | OptumRx, Inc. | CA | NIA | OptumRx Holdings, LLC | Ownership | .100.000 | UnitedHealth Group Incorporated | |
| | | .00000 | | | | | OrthoNet Holdings, Inc. | DE | NIA | OptumHealth Care Solutions, Inc. | Ownership | .100.000 | UnitedHealth Group Incorporated | |
| | | .00000 | | | | | OrthoNet LLC | NY | NIA | OrthoNet Holdings, Inc. | Ownership | .100.000 | UnitedHealth Group Incorporated | |
| | | .00000 | | | | | OrthoNet New York IPA, Inc. | NY | NIA | OrthoNet Holdings, Inc. | Ownership | .100.000 | UnitedHealth Group Incorporated | |
| | | .00000 | | | | | OrthoNet of the Mid-Atlantic, Inc. | DE | NIA | OrthoNet Holdings, Inc. | Ownership | .100.000 | UnitedHealth Group Incorporated | |
| | | .00000 | | | | | OrthoNet of the South, Inc. | DE | NIA | OrthoNet Holdings, Inc. | Ownership | .100.000 | UnitedHealth Group Incorporated | |
| | | .00000 | | | | | OrthoNet Services, Inc. | DE | NIA | OrthoNet Holdings, Inc. | Ownership | .100.000 | UnitedHealth Group Incorporated | |
| | | .00000 | | | | | OrthoNet West, Inc. | DE | NIA | OrthoNet Holdings, Inc. | Ownership | .100.000 | UnitedHealth Group Incorporated | |
| | | .00000 | 41-1921007 | | | | Ovations, Inc. | DE | NIA | United HealthCare Services, Inc. | Ownership | .100.000 | UnitedHealth Group Incorporated | |
| | | .00000 | 06-1587795 | | | | Oxford Benefit Management, Inc. | CT | NIA | Oxford Health Plans LLC | Ownership | .100.000 | UnitedHealth Group Incorporated | |
| .0707 | UnitedHealth Group Incorporated | .78026 | 22-2797560 | | | | Oxford Health Insurance, Inc. | NY | IA | UnitedHealthcare Insurance Company | Ownership | .100.000 | UnitedHealth Group Incorporated | |
| .0707 | UnitedHealth Group Incorporated | .96798 | 06-1181201 | | | | Oxford Health Plans (CT), Inc. | CT | IA | Oxford Health Plans LLC | Ownership | .100.000 | UnitedHealth Group Incorporated | |
| .0707 | UnitedHealth Group Incorporated | .95506 | 22-2745725 | | | | Oxford Health Plans (NJ), Inc. | NJ | IA | Oxford Health Plans LLC | Ownership | .100.000 | UnitedHealth Group Incorporated | |
| .0707 | UnitedHealth Group Incorporated | .95479 | 06-1181200 | | | | Oxford Health Plans (NY), Inc. | NY | IA | Oxford Health Plans LLC | Ownership | .100.000 | UnitedHealth Group Incorporated | |
| | | .00000 | 52-2443751 | | | | Oxford Health Plans LLC | DE | NIA | UnitedHealth Group Incorporated | Ownership | .100.000 | UnitedHealth Group Incorporated | |
| .0707 | UnitedHealth Group Incorporated | .70785 | 35-1137395 | | | | PacificCare Life and Health Insurance Company | IN | IA | United HealthCare Services, Inc. | Ownership | .100.000 | UnitedHealth Group Incorporated | |
| .0707 | UnitedHealth Group Incorporated | .84506 | 95-2829463 | | | | PacificCare Life Assurance Company | CO | IA | United HealthCare Services, Inc. | Ownership | .100.000 | UnitedHealth Group Incorporated | |
| .0707 | UnitedHealth Group Incorporated | .95617 | 94-3267522 | | | | PacificCare of Arizona, Inc. | AZ | IA | United HealthCare Services, Inc. | Ownership | .100.000 | UnitedHealth Group Incorporated | |
| .0707 | UnitedHealth Group Incorporated | .95434 | 84-1011378 | | | | PacificCare of Colorado, Inc. | CO | IA | United HealthCare Services, Inc. | Ownership | .100.000 | UnitedHealth Group Incorporated | |
| .0707 | UnitedHealth Group Incorporated | .95685 | 86-0875231 | | | | PacificCare of Nevada, Inc. | NV | IA | United HealthCare Services, Inc. | Ownership | .100.000 | UnitedHealth Group Incorporated | |
| | | .00000 | 62-1451147 | | | | Payment Resolution Services, LLC | TN | NIA | OptumInsight, Inc. | Ownership | .100.000 | UnitedHealth Group Incorporated | |
| | | .00000 | 75-3265056 | | | | PCCCV, Inc. | CA | NIA | PrimeCare Medical Network, Inc. | Ownership | .100.000 | UnitedHealth Group Incorporated | |
| | | .00000 | 35-2288416 | | | | PHC Subsidiary Holdings, LLC | TX | NIA | United HealthCare Services, Inc. | Ownership | .100.000 | UnitedHealth Group Incorporated | |
| | | .00000 | | | | | PHYS Holding Corp. | DE | NIA | MedSynergies, Inc. | Ownership | .100.000 | UnitedHealth Group Incorporated | |
| | | .00000 | | | | | PhyServe Holdings, Inc. | DE | NIA | MedSynergies, Inc. | Ownership | .100.000 | UnitedHealth Group Incorporated | |
| | | .00000 | 80-0654665 | | | | Physician Care Partners, Inc. | IL | NIA | Illinois, Inc. | Ownership | .100.000 | UnitedHealth Group Incorporated | |
| .0707 | UnitedHealth Group Incorporated | .11494 | 04-3677255 | | | | Physicians Health Choice of Texas, LLC | TX | IA | PHC Subsidiary Holdings, LLC | Ownership | .100.000 | UnitedHealth Group Incorporated | |
| | | .00000 | 52-1162824 | | | | Physicians Health Plan of Maryland, Inc. | MD | NIA | United HealthCare Services, Inc. | Ownership | .100.000 | UnitedHealth Group Incorporated | |
| | | .00000 | | | | | Plus One Health Management Puerto Rico, Inc. | PR | NIA | Plus One Holdings, Inc. | Ownership | .100.000 | UnitedHealth Group Incorporated | |
| | | .00000 | 13-3613705 | | | | Plus One Holdings, Inc. | DE | NIA | OptumHealth Care Solutions, Inc. | Ownership | .100.000 | UnitedHealth Group Incorporated | |
| | | .00000 | 98-1083164 | | | | Polar II Fundo de Investimento em Participações | BRA | NIA | UnitedHealthcare International IV S.á.r.l. | Ownership | .100.000 | UnitedHealth Group Incorporated | |
| | | .00000 | 75-2741619 | | | | ppoONE, Inc. | DE | NIA | United HealthCare Services, Inc. | Ownership | .100.000 | UnitedHealth Group Incorporated | |
| | | .00000 | 65-0683927 | | | | Preferred Care Partners Holding, Corp. | FL | NIA | United HealthCare Services, Inc. | Ownership | .100.000 | UnitedHealth Group Incorporated | |
| | | .00000 | 26-1845018 | | | | Preferred Care Partners Medical Group, Inc. | FL | NIA | Preferred Care Partners Holding, Corp. | Ownership | .100.000 | UnitedHealth Group Incorporated | |
| .0707 | UnitedHealth Group Incorporated | .11176 | 65-0885893 | | | | Preferred Care Partners, Inc. | FL | IA | Preferred Care Partners Holding, Corp. | Ownership | .100.000 | UnitedHealth Group Incorporated | |
| | | .00000 | 75-3265059 | | | | Premier Choice ACO, Inc. | CA | NIA | PrimeCare Medical Network, Inc. | Ownership | .100.000 | UnitedHealth Group Incorporated | |
| | | .00000 | 88-0253112 | | | | Prime Health, Inc. | NV | NIA | Sierra Health Services, Inc. | Ownership | .100.000 | UnitedHealth Group Incorporated | |
| | | .00000 | 33-0607478 | | | | PrimeCare Medical Network, Inc. | CA | IA | NAMI Holdings, Inc. | Ownership | .100.000 | UnitedHealth Group Incorporated | |
| | | .00000 | 87-0757397 | | | | PrimeCare of Citrus Valley, Inc. | CA | NIA | PrimeCare Medical Network, Inc. | Ownership | .80.000 | UnitedHealth Group Incorporated | 1 |
| | | .00000 | 33-0674407 | | | | PrimeCare of Corona, Inc. | CA | NIA | PrimeCare Medical Network, Inc. | Ownership | .100.000 | UnitedHealth Group Incorporated | |
| | | .00000 | 33-0674401 | | | | PrimeCare of Hemet Valley, Inc. | CA | NIA | PrimeCare Medical Network, Inc. | Ownership | .100.000 | UnitedHealth Group Incorporated | |
| | | .00000 | 33-0674408 | | | | PrimeCare of Inland Valley, Inc. | CA | NIA | PrimeCare Medical Network, Inc. | Ownership | .100.000 | UnitedHealth Group Incorporated | |

41.5

ANNUAL STATEMENT FOR THE YEAR 2014 OF THE Unison Health Plan of the Capital Area, Inc.

SCHEDULE Y
PART 1A - DETAIL OF INSURANCE HOLDING COMPANY SYSTEM

| 1 | 2 | 3 | 4 | 5 | 6 | 7 | 8 | 9 | 10 | 11 | 12 | 13 | 14 | 15 |
|------------|---------------------------------|-------------------|------------|--------------|-----|--|--|----------------------|----------------------------------|--|--|--|--|----|
| Group Code | Group Name | NAIC Company Code | ID Number | Federal RSSD | CIK | Name of Securities Exchange if Publicly Traded (U.S. or International) | Names of Parent, Subsidiaries Or Affiliates | Domiciliary Location | Relationship to Reporting Entity | Directly Controlled by (Name of Entity/Person) | Type of Control (Ownership, Board, Management, Attorney-in-Fact, Influence, Other) | If Control is Ownership Provide Percentage | Ultimate Controlling Entity(ies)/Person(s) | * |
| | | .00000 | 33-0674402 | | | | PrimeCare of Moreno Valley, Inc. | CA | NIA | PrimeCare Medical Network, Inc. | Ownership | .100.000 | UnitedHealth Group Incorporated | |
| | | .00000 | 33-0674400 | | | | PrimeCare of Redlands, Inc. | CA | NIA | PrimeCare Medical Network, Inc. | Ownership | .100.000 | UnitedHealth Group Incorporated | |
| | | .00000 | 33-0674404 | | | | PrimeCare of Riverside, Inc. | CA | NIA | PrimeCare Medical Network, Inc. | Ownership | .100.000 | UnitedHealth Group Incorporated | |
| | | .00000 | 14-1915328 | | | | PrimeCare of San Bernardino, Inc. | CA | NIA | PrimeCare Medical Network, Inc. | Ownership | .100.000 | UnitedHealth Group Incorporated | |
| | | .00000 | 33-0698439 | | | | PrimeCare of Sun City, Inc. | CA | NIA | PrimeCare Medical Network, Inc. | Ownership | .100.000 | UnitedHealth Group Incorporated | |
| | | .00000 | 33-0674409 | | | | PrimeCare of Temecula, Inc. | CA | NIA | PrimeCare Medical Network, Inc. | Ownership | .100.000 | UnitedHealth Group Incorporated | |
| | | .00000 | 32-0229091 | | | | ProHealth Fitness of Lake Success, LLC | NY | NIA | ProHealth Medical Management, LLC | Ownership | .82.620 | UnitedHealth Group Incorporated | 6 |
| | | .00000 | 47-1049961 | | | | ProHealth Medical Management, LLC | DE | NIA | Collaborative Care Holdings, LLC | Ownership | .80.000 | UnitedHealth Group Incorporated | 1 |
| | | .00000 | 98-1112304 | | | | Promarket Propaganda e Marketing Ltda. | BRA | NIA | Amil Assistência Médica Internacional S.A. | Ownership | .99.790 | UnitedHealth Group Incorporated | |
| | | .00000 | 98-1112304 | | | | Promarket Propaganda e Marketing Ltda. | BRA | NIA | Amico Saúde Ltda. | Ownership | .0.210 | UnitedHealth Group Incorporated | |
| | | .00000 | 98-1103015 | | | | QSSI Technologies India Private Limited | JND | NIA | Quality Software Services, Inc. | Ownership | .99.900 | UnitedHealth Group Incorporated | 6 |
| | | .00000 | 52-2016292 | | | | Quality Software Services, Inc. | MD | NIA | OptumInsight, Inc. | Ownership | .100.000 | UnitedHealth Group Incorporated | |
| | | .00000 | 26-3168754 | | | | R&H Family Fitness Unlimited LLC | TX | NIA | WellMed Medical Management, Inc. | Ownership | .100.000 | UnitedHealth Group Incorporated | |
| | | .00000 | 35-2493256 | | | | Rally Health, Inc. | DE | NIA | Optum Services, Inc. | Ownership | .74.000 | UnitedHealth Group Incorporated | 6 |
| | | .00000 | | | | | ScriptSwitch Limited | GBR | NIA | Optum UK Solutions Group Limited | Ownership | .100.000 | UnitedHealth Group Incorporated | |
| | | .00000 | 98-1202716 | | | | Seisa Serviços Integrados de Saúde Ltda. | BRA | NIA | Amil Assistência Médica Internacional S.A. | Ownership | .99.990 | UnitedHealth Group Incorporated | |
| | | .00000 | 98-1202716 | | | | Seisa Serviços Integrados de Saúde Ltda. | BRA | NIA | Dental Center Serviços Odontológicos Ltda. | Ownership | .0.010 | UnitedHealth Group Incorporated | |
| | | .00000 | 20-4763091 | | | | Senior Care Partners, Inc. | IL | NIA | North American Medical Management - Illinois, Inc. | Ownership | .100.000 | UnitedHealth Group Incorporated | |
| .0707 | UnitedHealth Group Incorporated | .71420 | 94-0734860 | | | | Sierra Health and Life Insurance Company, Inc. | NV | IA | Sierra Health Services, Inc. | Ownership | .100.000 | UnitedHealth Group Incorporated | |
| | | .00000 | 88-0200415 | | | | Sierra Health Services, Inc. | NV | NIA | UnitedHealthcare, Inc. | Ownership | .100.000 | UnitedHealth Group Incorporated | |
| | | .00000 | 88-0254322 | | | | Sierra Health-Care Options, Inc. | NV | NIA | Sierra Health Services, Inc. | Ownership | .100.000 | UnitedHealth Group Incorporated | |
| | | .00000 | 88-0385705 | | | | Sierra Home Medical Products, Inc. | NV | NIA | Sierra Health Services, Inc. | Ownership | .100.000 | UnitedHealth Group Incorporated | |
| | | .00000 | 88-0264562 | | | | Sierra Nevada Administrators, Inc. | NV | NIA | Sierra Health Services, Inc. | Ownership | .100.000 | UnitedHealth Group Incorporated | |
| | | .00000 | 88-0201420 | | | | Southwest Medical Associates, Inc. | NV | NIA | Sierra Health Services, Inc. | Ownership | .100.000 | UnitedHealth Group Incorporated | |
| | | .00000 | 38-2609888 | | | | Southwest Michigan Health Network Inc. | MI | NIA | UnitedHealthcare, Inc. | Ownership | .100.000 | UnitedHealth Group Incorporated | |
| | | .00000 | 41-1921983 | | | | Specialty Benefits, LLC | DE | NIA | United HealthCare Services, Inc. | Ownership | .100.000 | UnitedHealth Group Incorporated | |
| | | .00000 | 71-0886811 | | | | Spectera of New York, IPA, Inc. | NY | NIA | Spectera, Inc. | Ownership | .100.000 | UnitedHealth Group Incorporated | |
| | | .00000 | 52-1260282 | | | | Spectera, Inc. | MD | NIA | Specialty Benefits, LLC | Ownership | .100.000 | UnitedHealth Group Incorporated | |
| | | .00000 | | | | | Spotlite, Inc. | DE | NIA | Rally Health, Inc. | Ownership | .100.000 | UnitedHealth Group Incorporated | |
| | | .00000 | 56-1970224 | | | | The Lewin Group, Inc. | NC | NIA | Optum Public Sector Solutions, Inc. | Ownership | .100.000 | UnitedHealth Group Incorporated | |
| | | .00000 | 25-1825549 | | | | Three Rivers Holdings, Inc. | DE | UDP | AmeriChoice Corporation | Ownership | .100.000 | UnitedHealth Group Incorporated | |
| | | .00000 | 52-1431155 | | | | Travel Express Incorporated | MD | NIA | FrontierMEDEX, Inc. | Ownership | .100.000 | UnitedHealth Group Incorporated | |
| | | .00000 | 94-3077084 | | | | U.S. Behavioral Health Plan, California | CA | IA | United Behavioral Health | Ownership | .100.000 | UnitedHealth Group Incorporated | |
| | | .00000 | 41-1913059 | | | | UHC International Services, Inc. | DE | NIA | UnitedHealth Group Incorporated | Ownership | .100.000 | UnitedHealth Group Incorporated | |
| | | .00000 | 95-2931460 | | | | UHC of California | CA | IA | United HealthCare Services, Inc. | Ownership | .100.000 | UnitedHealth Group Incorporated | |
| | | .00000 | | | | | UHG Brasil Participações S.A. | BRA | NIA | Polar II Fundo de Investimento em Participações | Ownership | .100.000 | UnitedHealth Group Incorporated | |
| | | .00000 | 41-1921008 | | | | UHC Holdings, Inc. | DE | NIA | United HealthCare Services, Inc. | Ownership | .100.000 | UnitedHealth Group Incorporated | |
| | | .00000 | 14-1892398 | | | | Ultima Rx, LLC | FL | NIA | United HealthCare Services, Inc. | Ownership | .100.000 | UnitedHealth Group Incorporated | |
| | | .00000 | 39-1995276 | | | | UMR, Inc. | DE | NIA | United HealthCare Services, Inc. | Ownership | .100.000 | UnitedHealth Group Incorporated | |
| .0707 | UnitedHealth Group Incorporated | .91529 | 52-1996029 | | | | Unimerica Insurance Company | WI | IA | OptumHealth Holdings, LLC | Ownership | .100.000 | UnitedHealth Group Incorporated | |
| .0707 | UnitedHealth Group Incorporated | .11596 | 01-0637149 | | | | Unimerica Life Insurance Company of New York | NY | IA | UnitedHealthcare Insurance Company | Ownership | .100.000 | UnitedHealth Group Incorporated | |
| | | .00000 | 25-1877716 | | | | Unison Administrative Services, LLC | PA | NIA | Three Rivers Holdings, Inc. | Ownership | .100.000 | UnitedHealth Group Incorporated | |
| | | .00000 | 20-5917714 | | | | Unison Health Plan of Delaware, Inc. | DE | IA | Three Rivers Holdings, Inc. | Ownership | .100.000 | UnitedHealth Group Incorporated | |

ANNUAL STATEMENT FOR THE YEAR 2014 OF THE Unison Health Plan of the Capital Area, Inc.

SCHEDULE Y
PART 1A - DETAIL OF INSURANCE HOLDING COMPANY SYSTEM

| 1 | 2 | 3 | 4 | 5 | 6 | 7 | 8 | 9 | 10 | 11 | 12 | 13 | 14 | 15 |
|------------|---------------------------------|----------------------|--------------------------|--------------|------------|--|--|----------------------|----------------------------------|---|--|--|--|----|
| Group Code | Group Name | NAIC Company Code | ID Number | Federal RSSD | CIK | Name of Securities Exchange if Publicly Traded (U.S. or International) | Names of Parent, Subsidiaries Or Affiliates | Domiciliary Location | Relationship to Reporting Entity | Directly Controlled by (Name of Entity/Person) | Type of Control (Ownership, Board, Management, Attorney-in-Fact, Influence, Other) | If Control is Ownership Provide Percentage | Ultimate Controlling Entity(ies)/Person(s) | * |
| ...0707 | UnitedHealth Group Incorporated | ...13032 ...00000 | 26-0651931 94-2649097 | | | | Unison Health Plan of the Capital Area, Inc. | DC | RE | Three Rivers Holdings, Inc. | Ownership | ...100.000 | UnitedHealth Group Incorporated | |
| | | | | | | | United Behavioral Health | CA | NIA | OptumHealth Holdings, LLC | Ownership | ...100.000 | UnitedHealth Group Incorporated | |
| | | ...00000 | 41-1868911 | | | | United Behavioral Health of New York, I.P.A., Inc. | NY | NIA | United Behavioral Health | Ownership | ...100.000 | UnitedHealth Group Incorporated | |
| | | ...00000 | 41-1941615 | | | | United Health Foundation | IN | NIA | United Health Group Incorporated | Ownership | ...100.000 | UnitedHealth Group Incorporated | |
| | | ...00000 | 41-1289245 | 3410132 | | | United HealthCare Services, Inc. | IN | NIA | UnitedHealth Group Incorporated | Ownership | ...100.000 | UnitedHealth Group Incorporated | |
| | | ...00000 | 30-0318238 | | | | United Resource Networks IPA of New York, Inc. | NY | NIA | OptumHealth Care Solutions, Inc. | Ownership | ...100.000 | UnitedHealth Group Incorporated | |
| | | ...00000 | 01-0538317 | | | | UnitedHealth Advisors, LLC | ME | NIA | United HealthCare Services, Inc. | Ownership | ...100.000 | UnitedHealth Group Incorporated | |
| | | ...00000 | 98-1097761 | | | | UnitedHealth Group Global Healthcare Services Limited | IRL | NIA | Optum Global Solutions International B.V. | Ownership | ...100.000 | UnitedHealth Group Incorporated | |
| | | ...00000 | 98-1097776 | | | | UnitedHealth Group Global Services, Inc. | PHL | NIA | Optum Global Solutions International B.V. | Ownership | ...100.000 | UnitedHealth Group Incorporated | |
| | | ...00000 | 41-1321939 | | 0000731766 | New York Stock Exchange | UnitedHealth Group Incorporated | IN | UIP | | | | | |
| | | ...00000 | 98-1093259 | | | | UnitedHealth Group Information Services Private Limited | JND | NIA | Optum Global Solutions International B.V. | Ownership | ...99.370 | UnitedHealth Group Incorporated | |
| | | ...00000 | 98-1093259 | | | | UnitedHealth Group Information Services Private Limited | JND | NIA | UnitedHealth International, Inc. | Ownership | ...0.630 | UnitedHealth Group Incorporated | |
| | | ...00000 | 98-1079826 | | | | UnitedHealth Group International GP | CYM | NIA | UnitedHealth Group Incorporated | Ownership | ...100.000 | UnitedHealth Group Incorporated | |
| | | ...00000 | 98-1080118 | | | | UnitedHealth Group International L.P. | CYM | NIA | UnitedHealth Group Incorporated | Ownership | ...84.868 | UnitedHealth Group Incorporated | 7 |
| | | ...00000 | 98-1080118 | | | | UnitedHealth Group International L.P. | CYM | NIA | FMG Holdings, LLC | Ownership | ...14.929 | UnitedHealth Group Incorporated | 7 |
| | | ...00000 | 98-1080118 | | | | UnitedHealth Group International L.P. | CYM | NIA | Hygeia Corporation | Ownership | ...0.203 | UnitedHealth Group Incorporated | 7 |
| | | ...00000 | 46-3311984 | | | | UnitedHealth Group Ventures, LLC | DE | NIA | UnitedHealth Group Incorporated | Ownership | ...100.000 | UnitedHealth Group Incorporated | |
| | | ...00000 | 41-1917398 | | | | UnitedHealth International, Inc. | DE | NIA | UnitedHealth Group Incorporated | Ownership | ...100.000 | UnitedHealth Group Incorporated | |
| | | ...00000 | 26-2574977 | | | | UnitedHealth Military & Veterans Services, LLC | DE | NIA | United HealthCare Services, Inc. | Ownership | ...100.000 | UnitedHealth Group Incorporated | |
| | | ...00000 | 98-0559902 | | | | UnitedHealth UK Limited | GBR | NIA | Optum UK Solutions Group Limited | Ownership | ...100.000 | UnitedHealth Group Incorporated | |
| ...0707 | UnitedHealth Group Incorporated | ...95174 | 33-0115163 | | | | UnitedHealthcare Benefits of Texas, Inc. | TX | IA | United HealthCare Services, Inc. | Ownership | ...100.000 | UnitedHealth Group Incorporated | |
| | | ...00000 | 46-4348775 | | | | UnitedHealthcare Community Plan of California, Inc. | CA | NIA | AmeriChoice Corporation | Ownership | ...100.000 | UnitedHealth Group Incorporated | |
| ...0707 | UnitedHealth Group Incorporated | ...12323 | 56-2451429 | | | | UnitedHealthcare Community Plan of Ohio, Inc. | OH | IA | Three Rivers Holdings, Inc. | Ownership | ...100.000 | UnitedHealth Group Incorporated | |
| ...0707 | UnitedHealth Group Incorporated | ...11141 | 91-2008361 | | | | UnitedHealthcare Community Plan of Texas, L.L.C. | TX | IA | Ovations, Inc. | Ownership | ...100.000 | UnitedHealth Group Incorporated | |
| ...0707 | UnitedHealth Group Incorporated | ...95467 | 38-3204052 | | | | UnitedHealthcare Community Plan, Inc. | MI | IA | AmeriChoice Corporation | Ownership | ...100.000 | UnitedHealth Group Incorporated | |
| | | ...00000 | | | | | UnitedHealthcare Consulting & Assistance Service (Beijing) Co., Ltd. | CHN | NIA | UnitedHealthcare International I B.V. | Ownership | ...100.000 | UnitedHealth Group Incorporated | |
| | | ...00000 | 98-1199879 | | | | UnitedHealthcare Europe S.á.r.l. | LUX | NIA | UnitedHealthcare International IV S.á.r.l. | Ownership | ...100.000 | UnitedHealth Group Incorporated | |
| | | ...00000 | 98-1099116 | | | | UnitedHealthcare India Private Limited | JND | NIA | UnitedHealthcare International II B.V. | Ownership | ...99.994 | UnitedHealth Group Incorporated | |
| | | ...00000 | 98-1099116 | | | | UnitedHealthcare India Private Limited | JND | NIA | UnitedHealth International, Inc. | Ownership | ...0.007 | UnitedHealth Group Incorporated | |
| ...0707 | UnitedHealth Group Incorporated | ...79413 | 36-2739571 | | | | UnitedHealthcare Insurance Company | CT | IA | UHC Holdings, Inc. | Ownership | ...100.000 | UnitedHealth Group Incorporated | |
| | | ...60318 | 36-3800349 | | | | UnitedHealthcare Insurance Company of Illinois | IL | IA | UnitedHealthcare Insurance Company | Ownership | ...100.000 | UnitedHealth Group Incorporated | |
| ...0707 | UnitedHealth Group Incorporated | ...60093 | 11-3283886 | | | | UnitedHealthcare Insurance Company of New York | NY | IA | UnitedHealthcare Insurance Company | Ownership | ...100.000 | UnitedHealth Group Incorporated | |
| ...0707 | UnitedHealth Group Incorporated | ...12231 | 20-1902768 | | | | UnitedHealthcare Insurance Company of the River Valley | IL | IA | UnitedHealthcare Services Company of the River Valley, Inc. | Ownership | ...100.000 | UnitedHealth Group Incorporated | |

41.7

ANNUAL STATEMENT FOR THE YEAR 2014 OF THE Union Health Plan of the Capital Area, Inc.

SCHEDULE Y
PART 1A - DETAIL OF INSURANCE HOLDING COMPANY SYSTEM

| 1 | 2 | 3 | 4 | 5 | 6 | 7 | 8 | 9 | 10 | 11 | 12 | 13 | 14 | 15 |
|------------|---------------------------------|-------------------|------------|--------------|-----|--|---|----------------------|----------------------------------|---|--|--|--|----|
| Group Code | Group Name | NAIC Company Code | ID Number | Federal RSSD | CIK | Name of Securities Exchange if Publicly Traded (U.S. or International) | Names of Parent, Subsidiaries Or Affiliates | Domiciliary Location | Relationship to Reporting Entity | Directly Controlled by (Name of Entity/Person) | Type of Control (Ownership, Board, Management, Attorney-in-Fact, Influence, Other) | If Control is Ownership Provide Percentage | Ultimate Controlling Entity(ies)/Person(s) | * |
| | | 00000 | 86-0618309 | | | | UnitedHealthcare Integrated Services, Inc. | AZ | IA | Ovations, Inc. | Ownership | 100.000 | UnitedHealth Group Incorporated | |
| | | 00000 | 41-1988797 | | | | UnitedHealthcare International Asia, LLC | DE | NIA | UnitedHealth Group Incorporated | Ownership | 100.000 | UnitedHealth Group Incorporated | |
| | | 00000 | 98-1100512 | | | | UnitedHealthcare International I B.V. | NLD | NIA | UnitedHealth Group International L.P. | Ownership | 100.000 | UnitedHealth Group Incorporated | |
| | | 00000 | 98-1079595 | | | | UnitedHealthcare International I S.á.r.l. | LUX | NIA | UnitedHealth Group International L.P. | Ownership | 100.000 | UnitedHealth Group Incorporated | |
| | | 00000 | 98-1100980 | | | | UnitedHealthcare International II B.V. | NLD | NIA | UnitedHealthcare International I B.V. | Ownership | 100.000 | UnitedHealth Group Incorporated | |
| | | 00000 | 98-1100980 | | | | UnitedHealthcare International II S.á.r.l. | LUX | NIA | UnitedHealthcare International I S.á.r.l. | Ownership | 100.000 | UnitedHealth Group Incorporated | |
| | | 00000 | 98-1079459 | | | | UnitedHealthcare International III S.á.r.l. | LUX | NIA | UnitedHealthcare International II S.á.r.l. | Ownership | 100.000 | UnitedHealth Group Incorporated | |
| | | 00000 | 98-1077436 | | | | UnitedHealthcare International IV S.á.r.l. | LUX | NIA | UnitedHealthcare International II S.á.r.l. | Ownership | 100.000 | UnitedHealth Group Incorporated | |
| | | 00000 | 98-1080926 | | | | | LUX | NIA | | Ownership | 100.000 | UnitedHealth Group Incorporated | |
| .0707 | UnitedHealth Group Incorporated | 97179 | 86-0207231 | | | | UnitedHealthcare Life Insurance Company | WI | IA | Golden Rule Financial Corporation | Ownership | 100.000 | UnitedHealth Group Incorporated | |
| .0707 | UnitedHealth Group Incorporated | 95784 | 63-0899562 | | | | UnitedHealthcare of Alabama, Inc. | AL | IA | UnitedHealthcare, Inc. | Ownership | 100.000 | UnitedHealth Group Incorporated | |
| .0707 | UnitedHealth Group Incorporated | 96016 | 86-0507074 | | | | UnitedHealthcare of Arizona, Inc. | AZ | IA | UnitedHealthcare, Inc. | Ownership | 100.000 | UnitedHealth Group Incorporated | |
| .0707 | UnitedHealth Group Incorporated | 95446 | 63-1036819 | | | | UnitedHealthcare of Arkansas, Inc. | AR | IA | UnitedHealthcare, Inc. | Ownership | 100.000 | UnitedHealth Group Incorporated | |
| .0707 | UnitedHealth Group Incorporated | 95090 | 84-1004639 | | | | UnitedHealthcare of Colorado, Inc. | CO | IA | UnitedHealthcare, Inc. | Ownership | 100.000 | UnitedHealth Group Incorporated | |
| .0707 | UnitedHealth Group Incorporated | 95264 | 59-1293865 | | | | UnitedHealthcare of Florida, Inc. | FL | IA | UnitedHealthcare, Inc. | Ownership | 100.000 | UnitedHealth Group Incorporated | |
| .0707 | UnitedHealth Group Incorporated | 95850 | 58-1653544 | | | | UnitedHealthcare of Georgia, Inc. | GA | IA | UnitedHealthcare, Inc. | Ownership | 100.000 | UnitedHealth Group Incorporated | 8 |
| .0707 | UnitedHealth Group Incorporated | 95776 | 36-3280214 | | | | UnitedHealthcare of Illinois, Inc. | IL | IA | UnitedHealthcare, Inc. | Ownership | 100.000 | UnitedHealth Group Incorporated | 8 |
| .0707 | UnitedHealth Group Incorporated | 96644 | 62-1240316 | | | | UnitedHealthcare of Kentucky, Ltd. | KY | IA | UnitedHealthCare Services, Inc. | Ownership | 94.180 | UnitedHealth Group Incorporated | 9 |
| .0707 | UnitedHealth Group Incorporated | 96644 | 62-1240316 | | | | UnitedHealthcare of Kentucky, Ltd. | KY | IA | UnitedHealthcare, Inc. | Ownership | 5.820 | UnitedHealth Group Incorporated | 9 |
| .0707 | UnitedHealth Group Incorporated | 95833 | 72-1074008 | | | | UnitedHealthcare of Louisiana, Inc. | LA | IA | UnitedHealthcare, Inc. | Ownership | 100.000 | UnitedHealth Group Incorporated | |
| .0707 | UnitedHealth Group Incorporated | 95716 | 63-1036817 | | | | UnitedHealthcare of Mississippi, Inc. | MS | IA | UnitedHealthcare, Inc. | Ownership | 100.000 | UnitedHealth Group Incorporated | |
| .0707 | UnitedHealth Group Incorporated | 95149 | 05-0413469 | | | | UnitedHealthcare of New England, Inc. | RI | IA | United HealthCare Services, Inc. | Ownership | 100.000 | UnitedHealth Group Incorporated | |
| .0707 | UnitedHealth Group Incorporated | 13214 | 26-2697886 | | | | UnitedHealthcare of New Mexico, Inc. | NM | IA | UnitedHealthcare Insurance Company | Ownership | 100.000 | UnitedHealth Group Incorporated | |
| .0707 | UnitedHealth Group Incorporated | 95085 | 06-1172891 | | | | UnitedHealthcare of New York, Inc. | NY | IA | AmeriChoice Corporation | Ownership | 100.000 | UnitedHealth Group Incorporated | |
| .0707 | UnitedHealth Group Incorporated | 95103 | 56-1461010 | | | | UnitedHealthcare of North Carolina, Inc. | NC | IA | UnitedHealthcare, Inc. | Ownership | 100.000 | UnitedHealth Group Incorporated | |
| .0707 | UnitedHealth Group Incorporated | 95186 | 31-1142815 | | | | UnitedHealthcare of Ohio, Inc. | OH | IA | United HealthCare Services, Inc. | Ownership | 100.000 | UnitedHealth Group Incorporated | |
| .0707 | UnitedHealth Group Incorporated | 96903 | 33-0115166 | | | | UnitedHealthcare of Oklahoma, Inc. | OK | IA | United HealthCare Services, Inc. | Ownership | 100.000 | UnitedHealth Group Incorporated | |
| .0707 | UnitedHealth Group Incorporated | 95893 | 93-0938819 | | | | UnitedHealthcare of Oregon, Inc. | OR | IA | United HealthCare Services, Inc. | Ownership | 100.000 | UnitedHealth Group Incorporated | |
| .0707 | UnitedHealth Group Incorporated | 95220 | 25-1756858 | | | | UnitedHealthcare of Pennsylvania, Inc. | PA | IA | Three Rivers Holdings, Inc. | Ownership | 100.000 | UnitedHealth Group Incorporated | |
| .0707 | UnitedHealth Group Incorporated | 95765 | 95-3939697 | | | | UnitedHealthcare of Texas, Inc. | TX | IA | UnitedHealthcare, Inc. | Ownership | 100.000 | UnitedHealth Group Incorporated | |
| | | | | | | | UnitedHealthcare of the Mid-Atlantic, Inc. | | | | | | | |
| .0707 | UnitedHealth Group Incorporated | 95025 | 52-1130183 | | | | UnitedHealthcare of the Midlands, Inc. | MD | IA | UnitedHealthcare, Inc. | Ownership | 100.000 | UnitedHealth Group Incorporated | |
| .0707 | UnitedHealth Group Incorporated | 95591 | 47-0676824 | | | | UnitedHealthcare of the Midlands, Inc. | NE | IA | UnitedHealthcare, Inc. | Ownership | 100.000 | UnitedHealth Group Incorporated | |
| .0707 | UnitedHealth Group Incorporated | 96385 | 43-1361841 | | | | UnitedHealthcare of the Midwest, Inc. | MO | IA | UnitedHealthcare, Inc. | Ownership | 100.000 | UnitedHealth Group Incorporated | |
| .0707 | UnitedHealth Group Incorporated | 95501 | 41-1488563 | | | | UnitedHealthcare of Utah, Inc. | UT | IA | UnitedHealthcare, Inc. | Ownership | 100.000 | UnitedHealth Group Incorporated | |
| .0707 | UnitedHealth Group Incorporated | 48038 | 91-1312551 | | | | UnitedHealthcare of Washington, Inc. | WA | IA | United HealthCare Services, Inc. | Ownership | 100.000 | UnitedHealth Group Incorporated | |
| .0707 | UnitedHealth Group Incorporated | 95710 | 39-1555888 | | | | UnitedHealthcare of Wisconsin, Inc. | WI | IA | UnitedHealthcare, Inc. | Ownership | 100.000 | UnitedHealth Group Incorporated | |
| | | | | | | | UnitedHealthcare Plan of the River Valley, Inc. | IL | IA | UnitedHealthcare Services Company of the River Valley, Inc. | Ownership | 100.000 | UnitedHealth Group Incorporated | |
| .0707 | UnitedHealth Group Incorporated | 95378 | 36-3379945 | | | | UnitedHealthcare Plan of the River Valley, Inc. | IL | IA | UnitedHealthcare Services Company of the River Valley, Inc. | Ownership | 100.000 | UnitedHealth Group Incorporated | |
| | | 00000 | 47-0854646 | | | | UnitedHealthcare Service LLC | DE | NIA | UnitedHealthcare Insurance Company | Ownership | 100.000 | UnitedHealth Group Incorporated | |
| | | 00000 | 36-3355110 | | | | UnitedHealthcare Services Company of the River Valley, Inc. | DE | NIA | UnitedHealthcare, Inc. | Ownership | 100.000 | UnitedHealth Group Incorporated | |
| | | 00000 | 01-0518346 | | | | UnitedHealthcare Specialty Benefits, LLC | ME | NIA | Specialty Benefits, LLC | Ownership | 100.000 | UnitedHealth Group Incorporated | |
| | | 00000 | 41-1922511 | | | | UnitedHealthcare, Inc. | DE | NIA | United HealthCare Services, Inc. | Ownership | 100.000 | UnitedHealth Group Incorporated | |
| | | 00000 | 37-0920164 | | | | UnitedHealthOne Agency, Inc. | IN | NIA | Golden Rule Financial Corporation | Ownership | 100.000 | UnitedHealth Group Incorporated | |
| | | 00000 | 87-0757396 | | | | Valley Physicians Network, Inc. | CA | NIA | PrimeCare Medical Network, Inc. | Ownership | 100.000 | UnitedHealth Group Incorporated | |
| | | 00000 | 74-2797745 | | | | WellMed Medical Management of Florida, Inc. | FL | NIA | WellMed Medical Management, Inc. | Ownership | 100.000 | UnitedHealth Group Incorporated | |

ANNUAL STATEMENT FOR THE YEAR 2014 OF THE Unison Health Plan of the Capital Area, Inc.

SCHEDULE Y
PART 1A - DETAIL OF INSURANCE HOLDING COMPANY SYSTEM

| 1 | 2 | 3 | 4 | 5 | 6 | 7 | 8 | 9 | 10 | 11 | 12 | 13 | 14 | 15 |
|------------|------------|-------------------|------------|--------------|-----|--|--|----------------------|----------------------------------|--|--|--|--|----|
| Group Code | Group Name | NAIC Company Code | ID Number | Federal RSSD | CIK | Name of Securities Exchange if Publicly Traded (U.S. or International) | Names of Parent, Subsidiaries Or Affiliates | Domiciliary Location | Relationship to Reporting Entity | Directly Controlled by (Name of Entity/Person) | Type of Control (Ownership, Board, Management, Attorney-in-Fact, Influence, Other) | If Control is Ownership Provide Percentage | Ultimate Controlling Entity(ies)/Person(s) | * |
| | | 00000 | 74-2786364 | | | | WellMed Medical Management, Inc. | TX | NIA | Collaborative Care Holdings, LLC | Ownership | .80.000 | UnitedHealth Group Incorporated | .1 |
| | | 00000 | 45-0636596 | | | | WESTMED Practice Partners LLC | DE | NIA | Collaborative Care Holdings, LLC | Ownership | .86.150 | UnitedHealth Group Incorporated | .1 |
| | | 00000 | 52-2102846 | | | | XLHealth Corporation | MD | NIA | United HealthCare Services, Inc. | Ownership | .100.000 | UnitedHealth Group Incorporated | |
| | | 00000 | 98-1107695 | | | | XLHealth Corporation India Private Limited | JND | NIA | XLHealth Corporation | Ownership | .100.000 | UnitedHealth Group Incorporated | |
| | | 00000 | 11-3764012 | | | | Your Health Options Insurance Services, Inc. | CA | NIA | PrimeCare Medical Network, Inc. | Ownership | .100.000 | UnitedHealth Group Incorporated | |
| | | 00000 | 27-0172594 | | | | Your Partner in Health Services, Inc. | IL | NIA | North American Medical Management - Illinois, Inc. | Ownership | .100.000 | UnitedHealth Group Incorporated | |

| Asterisk | Explanation |
|----------|--|
| 1 | The remaining percentage is owned by a non-affiliated company. |
| 2 | The remaining percentage is owned by an officer of the company. |
| 3 | The remaining percentage is owned by the former majority shareholders of the company. |
| 4 | The remaining 50% is owned by 28 individual partners. |
| 5 | The remaining 1.070% owned by external shareholders and 0.042571% owned by Treasury Shares. |
| 6 | The remaining percentage is owned by an external shareholder(s). |
| 7 | The remaining 35% is owned jointly and equally by five (5) non-affiliated companies. |
| 8 | The limited partners of UnitedHealth Group International, L.P. include FMG Holdings, LLC (14.9292%), Hygeia Corporation (DE) (0.2028%) and UnitedHealth Group Incorporated (84.8680%). UnitedHealth Group International GP is the general partner of UnitedHealth Group International, L.P. |
| 9 | The general partnership interest of 89.77% is held by United HealthCare Services, Inc. (UHS) and 10.23% is held by UnitedHealthcare, Inc. (UHC). UHS also holds 100% of the limited partnership interests. When combining general and limited partner interests, UHS owns 94.18% and UHC owns 5.83%. |

SCHEDULE Y

PART 2 - SUMMARY OF INSURER'S TRANSACTIONS WITH ANY AFFILIATES

| 1 | 2 | 3 | 4 | 5 | 6 | 7 | 8 | 9 | 10 | 11 | 12 | 13 |
|-------------------|------------|--|-----------------------|-----------------------|--|--|---|---|----|--|---------------|--|
| NAIC Company Code | ID Number | Names of Insurers and Parent, Subsidiaries or Affiliates | Shareholder Dividends | Capital Contributions | Purchases, Sales or Exchanges of Loans, Securities, Real Estate, Mortgage Loans or Other Investments | Income/ (Disbursements) Incurred in Connection with Guarantees or Undertakings for the Benefit of any Affiliate(s) | Management Agreements and Service Contracts | Income/ (Disbursements) Incurred Under Reinsurance Agreements | * | Any Other Material Activity Not in the Ordinary Course of the Insurer's Business | Totals | Reinsurance Recoverable/ (Payable) on Losses and/or Reserve Credit Taken/(Liability) |
| | 41-1913523 | ACN Group IPA of New York, Inc. | | | | | 3,046,712 | | | | 3,046,712 | |
| | 27-0015861 | ACN Group of California, Inc. | (1,100,000) | | | | 5,656,865 | | | | 4,556,865 | |
| 82406 | 35-1665915 | All Savers Insurance Company | | 10,000,000 | | | (11,577,455) | | | | (1,577,455) | |
| 73130 | 35-1744596 | All Savers Life Insurance Company of California | (3,000,000) | | | | (26,471) | | | | (3,026,471) | |
| 13178 | 26-2481299 | AmeriChoice of Connecticut, Inc. | | | | | 109,095 | | | | 109,095 | |
| 13168 | 26-2688274 | AmeriChoice of Georgia, Inc. | | | | | 777 | | | | 777 | |
| 95497 | 22-3368602 | AmeriChoice of New Jersey, Inc. | (54,000,000) | | | | (226,155,178) | | | | (280,155,178) | |
| | 86-0813232 | APIPA | (25,000,000) | 14,000,000 | | | (174,407,008) | | | | (185,407,008) | |
| | 88-0267857 | Behavioral Healthcare Options, Inc. | | | | | 14,846,871 | | | | 14,846,871 | |
| 12313 | 20-2412936 | Care Improvement Plus of Maryland, Inc. | | | | | (277,847) | | | | (277,847) | |
| 12558 | 45-4976934 | Care Improvement Plus of Texas Insurance Company | (13,000,000) | | | | (154,895,622) | | | | (167,895,622) | |
| 12567 | 20-3888112 | Care Improvement Plus South Central Insurance Company | (81,000,000) | | | | (418,029,381) | | | | (499,029,381) | |
| 14041 | 27-5038136 | Care Improvement Plus Wisconsin Insurance Company | | 7,000,000 | | | (6,369,580) | | | | 630,420 | |
| 11836 | 13-4247706 | Citrus Health Care, Inc. | | | | | (28) | | | | (28) | |
| | 52-1452809 | Dental Benefit Providers of California, Inc. | (10,000,000) | | | | (3,111,848) | | | | (13,111,848) | |
| 52053 | 36-4008355 | Dental Benefit Providers of Illinois, Inc. | | | | | (406,842) | | | | (406,842) | |
| | 41-2014834 | Dental Benefit Providers, Inc. | | | | | 48,179,787 | | | | 48,179,787 | |
| | 88-0223385 | Family Health Care Services | | | | | 27,449,654 | | | | 27,449,654 | |
| | 88-0257036 | Family Home Hospice, Inc. | | | | | 784,353 | | | | 784,353 | |
| | 37-0855360 | Golden Rule Financial Corporation | | (37,000,000) | | | | | | | (37,000,000) | |
| 62286 | 37-6028756 | Golden Rule Insurance Company | (75,000,000) | | | | (236,503,904) | | | | (311,503,904) | |
| | 98-0213198 | H&W Indemnity (SPC), Ltd. | | | | | | (3,657,712) | | | (3,657,712) | 10,387,148 |
| 43893 | 13-3584296 | Health Net Insurance of New York, Inc. | | | | | 211,770 | | | | 211,770 | |
| 96342 | 88-0201035 | Health Plan of Nevada | (96,000,000) | | | | (720,938,485) | (606,317) | | | (817,544,802) | 141,676 |
| | 13-4138668 | INSPIRIS of New York IPA, Inc. | | | | | 223,046,027 | | | | 223,046,027 | |
| | 45-3143218 | Lifepoint East, Inc. | | | | | 49,703,140 | | | | 49,703,140 | |
| | 27-2309024 | Lifepoint Health, Inc. | | | | | 859,027,615 | | | | 859,027,615 | |
| 60321 | 52-1803283 | MAMSI Life and Health Insurance Company | | | | | (5,913,248) | 115,280 | | | (5,797,968) | 234,284 |
| 96310 | 52-1169135 | MD-Individual Practice Association, Inc. | (20,000,000) | | | | (47,220,003) | (138,022) | | | (67,358,025) | 1,047,436 |
| 12756 | 20-3391186 | Medica Health Plans of Florida, Inc. | | | | | (457,514) | | | | (457,514) | |
| 12155 | 01-0788576 | Medica HealthCare Plans, Inc. | | 15,000,000 | | | (30,950,131) | | | | (15,950,131) | |
| 79480 | 35-1279304 | Midwest Security Life Insurance Company | | | | | 225,326 | | | | 225,326 | |
| | 45-3142852 | Monarch Management Services, Inc. | | | | | 126,616,324 | | | | 126,616,324 | |
| 95251 | 76-0196559 | National Pacific Dental, Inc. | (2,700,000) | | | | (3,132,694) | | | | (5,832,694) | |
| 95123 | 65-0996107 | Neighborhood Health Partnership, Inc. | (29,500,000) | | | | (52,522,052) | | | | (82,022,052) | |
| 95758 | 88-0228572 | Nevada Pacific Dental | | | | | (444,085) | | | | (444,085) | |
| 96940 | 52-1518174 | Optimum Choice, Inc. | (12,500,000) | | | | (32,317,956) | (372,308) | | | (45,190,264) | 76,972 |
| | 41-1591944 | OptumHealth Care Solutions, Inc. | | | | | 123,427,287 | | | | 123,427,287 | |

ANNUAL STATEMENT FOR THE YEAR 2014 OF THE Union Health Plan of the Capital Area, Inc.

SCHEDULE Y

PART 2 - SUMMARY OF INSURER'S TRANSACTIONS WITH ANY AFFILIATES

| 1 | 2 | 3 | 4 | 5 | 6 | 7 | 8 | 9 | 10 | 11 | 12 | 13 |
|-------------------|------------|--|-----------------------|-----------------------|--|--|---|---|----|--|-----------------|--|
| NAIC Company Code | ID Number | Names of Insurers and Parent, Subsidiaries or Affiliates | Shareholder Dividends | Capital Contributions | Purchases, Sales or Exchanges of Loans, Securities, Real Estate, Mortgage Loans or Other Investments | Income/ (Disbursements) Incurred in Connection with Guarantees or Undertakings for the Benefit of any Affiliate(s) | Management Agreements and Service Contracts | Income/ (Disbursements) Incurred Under Reinsurance Agreements | * | Any Other Material Activity Not in the Ordinary Course of the Insurer's Business | Totals | Reinsurance Recoverable/ (Payable) on Losses and/or Reserve Credit Taken/(Liability) |
| | 41-1858498 | OptumInsight, Inc. | | | | | 190,907,182 | | | | 190,907,182 | |
| | 33-0441200 | OptumRx, Inc. | | | | | 884,641,597 | | | | 884,641,597 | |
| | 78026 | Oxford Health Insurance, Inc. | (202,000,000) | | | | (422,856,721) | (49,115,971) | | | (673,972,692) | 9,656,346 |
| | 96798 | Oxford Health Plans (CT), Inc. | (36,500,000) | | | | (64,883,494) | (992,513) | | | (102,376,007) | 309,219 |
| | 95506 | Oxford Health Plans (NJ), Inc. | (33,000,000) | | | | (133,253,368) | 2,777,071 | | | (163,476,297) | 7,527,062 |
| | 95479 | Oxford Health Plans (NY), Inc. | (125,000,000) | | | | (162,005,244) | | | | (287,005,244) | |
| | 70785 | PacifiCare Life and Health Insurance Company | (409,000,000) | | | | (4,934,206) | 142 | | | (413,934,064) | 12,011 |
| | 84506 | PacifiCare Life Assurance Company | | | | | 263,246 | | | | 263,246 | |
| | 95617 | PacifiCare of Arizona, Inc. | (9,000,000) | | | | (333,307,961) | (988,491) | | | (343,296,452) | |
| | 95434 | PacifiCare of Colorado, Inc. | (50,000,000) | | | | (133,892,598) | (930,305) | | | (184,822,903) | |
| | 95685 | PacifiCare of Nevada, Inc. | | 10,000,000 | | | (12,132,102) | (1,306,136) | | | (3,438,238) | |
| | 11494 | Physicians Health Choice of Texas, LLC | | | | | (26,065,691) | (1,842,646) | | | (27,908,337) | 401,245 |
| | 26-1845018 | Preferred Care Partners Medical Group, Inc. | | | | | 4,281,840 | | | | 4,281,840 | |
| | 11176 | Preferred Care Partners, Inc. | | | | | (69,986,758) | | | | (69,986,758) | |
| | 33-0607478 | PrimeCare Medical Network, Inc. | | | | | 211,417,552 | | | | 211,417,552 | |
| | 71420 | Sierra Health and Life Insurance Company | (11,500,000) | | | | (103,691,177) | 147,033 | | | (115,044,144) | (57,676) |
| | 88-0385705 | Sierra Home Medical Products, Inc. | | | | | 32,264,999 | | | | 32,264,999 | |
| | 88-0201420 | Southwest Medical Associates, Inc. | | | | | 573,892,416 | | | | 573,892,416 | |
| | 52-1260282 | Spectera, Inc. | | | | | 8,766,569 | | | | 8,766,569 | |
| | 94-3077084 | U.S. Behavioral Health Plan, California | (60,000,000) | | | | 39,597,353 | | | | (20,402,647) | |
| | 91529 | Unimerica Insurance Company | (67,500,000) | | | | (62,195,100) | 49,975,270 | | | (79,719,830) | (64,861,019) |
| | 11596 | Unimerica Life Insurance Company of New York | | | | | (1,271,816) | | | | (1,271,816) | |
| | 20-5917714 | Unison Health Plan of Delaware, Inc. | (10,000,000) | | | | (60,188,989) | | | | (70,188,989) | (1,694,884) |
| | 13032 | Unison Health Plan of the Capital Area, Inc. | (10,000,000) | | | | 215,930 | (11,140) | | | (9,795,210) | 669 |
| | 94-2649097 | United Behavioral Health | | | | | 756,068,656 | | | | 756,068,656 | |
| | 41-1289245 | UnitedHealthCare Services, Inc. | 3,281,300,000 | (169,153,287) | | | 7,756,947,361 | | | | 10,869,094,074 | |
| | 41-1321939 | UnitedHealth Group Incorporated | 474,500,000 | | | | 2,618,028,854 | | | | 3,092,528,854 | |
| | 95174 | UnitedHealthcare Benefits of Texas, Inc. | (149,000,000) | | | | (292,480,182) | (2,399,146) | | | (443,879,328) | 3,818,058 |
| | 12323 | UnitedHealthcare Community Plan of Ohio, Inc. | (24,000,000) | | | | (177,367,044) | 4,971,327 | | | (196,395,717) | 10,223,032 |
| | 11141 | UnitedHealthcare Community Plan of Texas, L.L.C. | (15,000,000) | | | | (204,440,677) | (3,928,201) | | | (223,368,878) | 7,985,839 |
| | 95467 | UnitedHealthcare Community Plan, Inc. | | | | | (107,237,632) | 41,795 | | | (107,195,837) | 963,337 |
| | 79413 | UnitedHealthcare Insurance Company | (1,268,000,000) | 70,853,287 | | | (5,608,979,780) | 115,892,491 | | | (6,690,234,002) | (375,419,303) |
| | 60318 | UnitedHealthcare Insurance Company of Illinois | | | | | (96,152,024) | (732,025) | | | (96,884,049) | 3,604,612 |
| | 60093 | UnitedHealthcare Insurance Company of New York | (210,000,000) | | | | (277,245,622) | (87,905,688) | | | (575,151,310) | 296,945,696 |
| | 12231 | UnitedHealthcare Insurance Company of the River Valley | | | | | (54,923,623) | (1,034,435) | | | (55,958,058) | 58,550 |

42.1

ANNUAL STATEMENT FOR THE YEAR 2014 OF THE Union Health Plan of the Capital Area, Inc.

SCHEDULE Y

PART 2 - SUMMARY OF INSURER'S TRANSACTIONS WITH ANY AFFILIATES

| 1 | 2 | 3 | 4 | 5 | 6 | 7 | 8 | 9 | 10 | 11 | 12 | 13 |
|-------------------|----------------|--|-----------------------|-----------------------|--|--|---|---|-----|--|-----------------|--|
| NAIC Company Code | ID Number | Names of Insurers and Parent, Subsidiaries or Affiliates | Shareholder Dividends | Capital Contributions | Purchases, Sales or Exchanges of Loans, Securities, Real Estate, Mortgage Loans or Other Investments | Income/ (Disbursements) Incurred in Connection with Guarantees or Undertakings for the Benefit of any Affiliate(s) | Management Agreements and Service Contracts | Income/ (Disbursements) Incurred Under Reinsurance Agreements | * | Any Other Material Activity Not in the Ordinary Course of the Insurer's Business | Totals | Reinsurance Recoverable/ (Payable) on Losses and/or Reserve Credit Taken/(Liability) |
| | 86-0618309 | UnitedHealthcare Integrated Services, Inc. | | | | | (30,321,071) | | | | (30,321,071) | |
| 97179 | 86-0207231 | UnitedHealthcare Life insurance Company | | 27,000,000 | | | (8,352,374) | (142) | | | 18,647,484 | (12,011) |
| 95784 | 63-0899562 | UnitedHealthcare of Alabama, Inc. | (31,000,000) | | | | (72,426,003) | (432,086) | | | (103,858,089) | |
| 96016 | 86-0507074 | UnitedHealthcare of Arizona, Inc. | | | | | (45,151,868) | (325,799) | | | (45,477,667) | |
| 95446 | 63-1036819 | UnitedHealthcare of Arkansas, Inc. | (1,800,000) | | | | (1,413,313) | (9,250) | | | (3,222,563) | |
| | 95-2931460 | UnitedHealthcare of California, Inc. | (250,000,000) | | | | (966,520,369) | | | | (1,216,520,369) | |
| 95090 | 84-1004639 | UnitedHealthcare of Colorado, Inc. | | | | | (5,136,656) | (32,780) | | | (5,169,436) | |
| 95264 | 59-1293865 | UnitedHealthcare of Florida, Inc. | | 115,000,000 | | | (248,218,875) | (2,341,837) | | | (135,560,712) | |
| 95850 | 58-1653544 | UnitedHealthcare of Georgia, Inc. | (2,400,000) | | | | (20,275,019) | (124,047) | | | (22,799,066) | |
| 95776 | 36-3280214 | UnitedHealthcare of Illinois, Inc. | (6,600,000) | | | | (11,628,203) | (303,326) | | | (18,531,529) | 7,371 |
| 96644 | 62-1240316 | UnitedHealthcare of Kentucky, Ltd. | (1,200,000) | 3,300,000 | | | (7,835,042) | (86,987) | | | (5,822,029) | |
| 95833 | 72-1074008 | UnitedHealthcare of Louisiana, Inc. | | 5,000,000 | | | (37,362,103) | (53,758) | | | (32,415,861) | 12,199 |
| 95716 | 63-1036817 | UnitedHealthcare of Mississippi, Inc. | | 25,000,000 | | | (29,686,004) | (2,728,723) | | | (7,414,727) | 5,387,354 |
| 95149 | 05-0413469 | UnitedHealthcare of New England, Inc. | | | | | (135,233,712) | 310,426 | | | (134,923,286) | 3,176,669 |
| 13214 | 26-2697886 | UnitedHealthcare of New Mexico | (20,000,000) | | | | (103,538,998) | | | | (123,538,998) | 230,000 |
| 95085 | 06-1172891 | UnitedHealthcare of New York, Inc. | (90,000,000) | | | | (515,902,172) | | | | (605,902,172) | |
| 95103 | 56-1461010 | UnitedHealthcare of North Carolina, Inc. | (39,000,000) | | | | (206,116,805) | (1,116,604) | | | (246,233,409) | |
| 95186 | 31-1142815 | UnitedHealthcare of Ohio, Inc. | (12,500,000) | | | | (138,450,646) | (880,610) | | | (151,831,256) | |
| 96903 | 33-0115166 | UnitedHealthcare of Oklahoma, Inc. | (21,000,000) | | | | (51,327,907) | | | | (72,327,907) | |
| 95893 | 93-0938819 | UnitedHealthcare of Oregon, Inc. | (7,000,000) | | | | (30,500,738) | | | | (37,500,738) | |
| 95220 | 25-1756858 | UnitedHealthcare of Pennsylvania, Inc. | (14,000,000) | | | | (95,382,278) | | | | (109,382,278) | |
| 95765 | 95-3939697 | UnitedHealthcare of Texas, Inc. | | | | | (91,987) | (8,393) | | | (100,380) | 738 |
| 95025 | 52-1130183 | UnitedHealthcare of the Mid-Atlantic, Inc. | | | | | (131,812,730) | (1,229,201) | | | (133,041,931) | 3,064 |
| 95591 | 47-0676824 | UnitedHealthcare of the Midlands, Inc. | (9,500,000) | | | | (40,129,132) | (1,032,367) | | | (50,661,499) | |
| 96385 | 43-1361841 | UnitedHealthcare of the Midwest, Inc. | | | | | (229,695,716) | (1,606,060) | | | (231,301,776) | 79,834,306 |
| 95501 | 41-1488563 | UnitedHealthcare of Utah, Inc. | | 12,000,000 | | | (49,327,987) | (343,645) | | | (37,671,632) | |
| 48038 | 91-1312551 | UnitedHealthcare of Washington, Inc. | | 70,000,000 | | | (144,490,695) | | | | (74,490,695) | |
| 95710 | 39-1555888 | UnitedHealthcare of Wisconsin, Inc. | (15,500,000) | | | | (262,043,653) | (1,358,857) | | | (278,902,510) | |
| 95378 | 36-3379945 | UnitedHealthcare Plan of the River Valley, Inc. | (147,000,000) | | | | (529,233,354) | (4,255,307) | | | (680,488,661) | |
| | 47-0854646 | UnitedHealthcare Service LLC | | | | | 1,014,236 | | | | 1,014,236 | |
| | 41-1922511 | UnitedHealthcare, Inc. | 25,000,000 | (171,000,000) | | | | | | | (146,000,000) | |
| | 74-2786364 | WellMed Medical Management, Inc. | | | | | 122,115,157 | | | | 122,115,157 | |
| | 52-2102846 | XLHealth Corporation | | (7,000,000) | | | | | | | (7,000,000) | |
| 9999999 | Control Totals | | 0 | 0 | 0 | 0 | (1) | 0 | xxx | 0 | (1) | 0 |

42.2

SUPPLEMENTAL EXHIBITS AND SCHEDULES INTERROGATORIES

The following supplemental reports are required to be filed as part of your statement filing unless specifically waived by the domiciliary state. However, in the event that your domiciliary state waives the filing requirement, your response of WAIVED to the specific interrogatory will be accepted in lieu of filing a "NONE" report and a bar code will be printed below. If the supplement is required of your company but is not being filed for whatever reason enter SEE EXPLANATION and provide an explanation following the interrogatory questions.

| | Responses |
|---|-----------------|
| MARCH FILING | |
| 1. Will the Supplemental Compensation Exhibit be filed with the state of domicile by March 1? | YES |
| 2. Will an actuarial opinion be filed by March 1? | SEE EXPLANATION |
| 3. Will the confidential Risk-based Capital Report be filed with the NAIC by March 1?..... | SEE EXPLANATION |
| 4. Will the confidential Risk-based Capital Report be filed with the state of domicile, if required, by March 1?..... | SEE EXPLANATION |
| APRIL FILING | |
| 5. Will Management's Discussion and Analysis be filed by April 1? | YES |
| 6. Will the Supplemental Investment Risks Interrogatories be filed by April 1? | YES |
| 7. Will the Accident and Health Policy Experience Exhibit be filed by April 1? | YES |
| JUNE FILING | |
| 8. Will an audited financial report be filed by June 1? | YES |
| 9. Will Accountant's Letter of Qualifications be filed with the state of domicile and electronically with the NAIC by June 1? | YES |
| AUGUST FILING | |
| 10. Will Communication of Internal Control Related Matters Noted in Audit be filed with the state of domicile by August 1? | YES |








The following supplemental reports are required to be filed as part of your annual statement filing. However, in the event that your company does not transact the type of business for which the special report must be filed, your response of NO to the specific interrogatory will be accepted in lieu of filing a "NONE" report and a bar code will be printed below. If the supplement is required of your company but is not being filed for whatever reason enter SEE EXPLANATION and provide an explanation following the interrogatory questions.

| | |
|---|----|
| MARCH FILING | |
| 11. Will the Medicare Supplement Insurance Experience Exhibit be filed with the state of domicile and the NAIC by March 1? | NO |
| 12. Will the Supplemental Life data due March 1 be filed with the state of domicile and the NAIC? | NO |
| 13. Will the Supplemental Property/Casualty data due March 1 be filed with the state of domicile and the NAIC?..... | NO |
| 14. Will Schedule SIS (Stockholder Information Supplement) be filed with the state of domicile by March 1?..... | NO |
| 15. Will the actuarial opinion on participating and non-participating policies as required in Interrogatories 1 and 2 on Exhibit 5 to Life Supplement be filed with the state of domicile and electronically with the NAIC by March 1?..... | NO |
| 16. Will the actuarial opinion on non-guaranteed elements as required in Interrogatory 3 to Exhibit 5 to Life Supplement be filed with the state of domicile and electronically with the NAIC by March 1?..... | NO |
| 17. Will the Medicare Part D Coverage Supplement be filed with the state of domicile and the NAIC by March 1?..... | NO |
| 18. Will an approval from the reporting entity's state of domicile for relief related to the five-year rotation requirement for lead audit partner be filed electronically with the NAIC by March 1? | NO |
| 19. Will an approval from the reporting entity's state of domicile for relief related to the one-year cooling off period for independent CPA be filed electronically with the NAIC by March 1? | NO |
| 20. Will an approval from the reporting entity's state of domicile for relief related to the Requirements for Audit Committees be filed electronically with the NAIC by March 1?..... | NO |
| APRIL FILING | |
| 21. Will the Long-Term Care Experience Reporting Forms be filed with the state of domicile and the NAIC by April 1? | NO |
| 22. Will the Supplemental Life data due April 1 be filed with the state of domicile and the NAIC? | NO |
| 23. Will the Supplemental Property/Casualty Insurance Expense Exhibit due April 1 be filed with any state that requires it, and, if so, the NAIC? | NO |
| 24. Will the Supplemental Health Care Exhibit (Parts 1, 2 and 3) be filed with the state of domicile and the NAIC by April 1? | NO |
| 25. Will the regulator only (non-public) Supplemental Health Care Exhibit's Expense Allocation Report be filed with the state of domicile and the NAIC by April 1? | NO |
| AUGUST FILING | |
| 26. Will Management's Report of Internal Control Over Financial Reporting be filed with the state of domicile by August 1? | NO |

Explanations:

2. Approval by state to file an Affidavit in Lieu of Actuarial Opinion.
3. Received Exemption
4. Received Exemption
- 11.
- 12.
- 13.
- 14.
- 15.
- 16.
- 17.
- 18.
- 19.
- 20.
- 21.
- 22.
- 23.
- 24.
- 25.
- 26.

Bar Codes:

| | |
|--|--|
| 11. Medicare Supplement Insurance Experience Exhibit [Document Identifier 360] |  |
| 12. Life Supplement [Document Identifier 205] |  |
| 13. Property/Casualty Supplement [Document Identifier 207] |  |
| 14. SIS Stockholder Information Supplement [Document Identifier 420] |  |
| 15. Participating Opinion for Exhibit 5 [Document Identifier 371] |  |
| 16. Non-Guaranteed Opinion for Exhibit 5 [Document Identifier 370] |  |
| 17. Medicare Part D Coverage Supplement [Document Identifier 365] |  |

SUPPLEMENTAL EXHIBITS AND SCHEDULES INTERROGATORIES

18. Relief from the five-year rotation requirement for lead audit partner [Document Identifier 224]



19. Relief from the one-year cooling off period for independent CPA [Document Identifier 225]



20. Relief from the Requirements for Audit Committees [Document Identifier 226]



21. Long-Term Care Experience Reporting Forms [Document Identifier 306]



22. Life Supplement [Document Identifier 211]



23. Property/Casualty Supplement Insurance Expense Exhibit [Document Identifier 213]



24. Supplemental Health Care Exhibit (Parts 1, 2 and 3) [Document Identifier 216]



25. Supplemental Health Care Exhibit's Expense Allocation Report [Document Identifier 217]



26. Management's Report of Internal Control Over Financial Reporting [Document Identifier 223]



ALPHABETICAL INDEX

ANNUAL STATEMENT BLANK

| | |
|--|------|
| Analysis of Operations By Lines of Business | 7 |
| Assets | 2 |
| Cash Flow | 6 |
| Exhibit 1 - Enrollment By Product Type for Health Business Only | 17 |
| Exhibit 2 - Accident and Health Premiums Due and Unpaid | 18 |
| Exhibit 3 - Health Care Receivables | 19 |
| Exhibit 3A - Analysis of Health Care Receivables Collected and Accrued | 20 |
| Exhibit 4 - Claims Unpaid and Incentive Pool, Withhold and Bonus | 21 |
| Exhibit 5 - Amounts Due From Parent, Subsidiaries and Affiliates | 22 |
| Exhibit 6 - Amounts Due To Parent, Subsidiaries and Affiliates | 23 |
| Exhibit 7 - Part 1 - Summary of Transactions With Providers | 24 |
| Exhibit 7 - Part 2 - Summary of Transactions With Intermediaries | 24 |
| Exhibit 8 - Furniture, Equipment and Supplies Owned | 25 |
| Exhibit of Capital Gains (Losses) | 15 |
| Exhibit of Net Investment Income | 15 |
| Exhibit of Nonadmitted Assets | 16 |
| Exhibit of Premiums, Enrollment and Utilization (State Page) | 30 |
| Five-Year Historical Data | 29 |
| General Interrogatories | 27 |
| Jurat Page | 1 |
| Liabilities, Capital and Surplus | 3 |
| Notes To Financial Statements | 26 |
| Overflow Page For Write-ins | 44 |
| Schedule A - Part 1 | E01 |
| Schedule A - Part 2 | E02 |
| Schedule A - Part 3 | E03 |
| Schedule A - Verification Between Years | SI02 |
| Schedule B - Part 1 | E04 |
| Schedule B - Part 2 | E05 |
| Schedule B - Part 3 | E06 |
| Schedule B - Verification Between Years | SI02 |
| Schedule BA - Part 1 | E07 |
| Schedule BA - Part 2 | E08 |
| Schedule BA - Part 3 | E09 |
| Schedule BA - Verification Between Years | SI03 |
| Schedule D - Part 1 | E10 |
| Schedule D - Part 1A - Section 1 | SI05 |
| Schedule D - Part 1A - Section 2 | SI08 |
| Schedule D - Part 2 - Section 1 | E11 |
| Schedule D - Part 2 - Section 2 | E12 |
| Schedule D - Part 3 | E13 |
| Schedule D - Part 4 | E14 |
| Schedule D - Part 5 | E15 |
| Schedule D - Part 6 - Section 1 | E16 |
| Schedule D - Part 6 - Section 2 | E16 |
| Schedule D - Summary By Country | SI04 |
| Schedule D - Verification Between Years | SI03 |
| Schedule DA - Part 1 | E17 |
| Schedule DA - Verification Between Years | SI10 |
| Schedule DB - Part A - Section 1 | E18 |
| Schedule DB - Part A - Section 2 | E19 |
| Schedule DB - Part A - Verification Between Years | SI11 |
| Schedule DB - Part B - Section 1 | E20 |
| Schedule DB - Part B - Section 2 | E21 |
| Schedule DB - Part B - Verification Between Years | SI11 |
| Schedule DB - Part C - Section 1 | SI12 |
| Schedule DB - Part C - Section 2 | SI13 |
| Schedule DB - Part D - Section 1 | E22 |
| Schedule DB - Part D - Section 2 | E23 |
| Schedule DB - Verification | SI14 |
| Schedule DL - Part 1 | E24 |
| Schedule DL - Part 2 | E25 |
| Schedule E - Part 1 - Cash | E26 |
| Schedule E - Part 2 - Cash Equivalents | E27 |
| Schedule E - Part 3 - Special Deposits | E28 |
| Schedule E - Verification Between Years | SI15 |

ANNUAL STATEMENT BLANK (Continued)

| | |
|--|------|
| Schedule S - Part 1 - Section 2 | 31 |
| Schedule S - Part 2 | 32 |
| Schedule S - Part 3 - Section 2 | 33 |
| Schedule S - Part 4 | 34 |
| Schedule S - Part 5 | 35 |
| Schedule S - Part 6..... | 36 |
| Schedule S - Part 7..... | 37 |
| Schedule T - Part 2 - Interstate Compact | 39 |
| Schedule T - Premiums and Other Considerations | 38 |
| Schedule Y - Information Concerning Activities of Insurer Members of a Holding Company Group | 40 |
| Schedule Y - Part 1A - Detail of Insurance Holding Company System | 41 |
| Schedule Y - Part 2 - Summary of Insurer's Transactions With Any Affiliates | 42 |
| Statement of Revenue and Expenses | 4 |
| Summary Investment Schedule | SI01 |
| Supplemental Exhibits and Schedules Interrogatories | 43 |
| Underwriting and Investment Exhibit - Part 1 | 8 |
| Underwriting and Investment Exhibit - Part 2 | 9 |
| Underwriting and Investment Exhibit - Part 2A | 10 |
| Underwriting and Investment Exhibit - Part 2B | 11 |
| Underwriting and Investment Exhibit - Part 2C | 12 |
| Underwriting and Investment Exhibit - Part 2D | 13 |
| Underwriting and Investment Exhibit - Part 3 | 14 |